



# **RICHMOND FLYING SQUIRRELS**



## **2021 MEDIA & INFORMATION GUIDE**

**FUNN IS BACK**  
◀◀◀◀◀◀◀

# *Welcome Back!*



Available at the Squirrels Nest  
presented by Retro Brand

OPEN YEAR-ROUND ON THE FIRST BASE SIDE OF THE DIAMOND

[SQUIRELSBASEBALL.COM](http://SQUIRELSBASEBALL.COM)



TM

## 2021 RICHMOND FLYING SQUIRRELS MEDIA & INFORMATION GUIDE



|                                      |               |  |                |
|--------------------------------------|---------------|--|----------------|
| <b>ORANIZATION</b>                   | <b>2-6</b>    | <b>DOUBLE-A NORTHEAST</b>                | <b>101-114</b> |
| Executives .....                     | 2-4           | All-Stars .....                          | 102            |
| Front Office .....                   | 4             | Opponents .....                          | 103-114        |
| Flying Squirrels Charities .....     | 5             | <b>GIANTS ORGANIZATION</b>               | <b>115-122</b> |
| Flying Squirrels Logos.....          | 6             | Giants Directory .....                   | 116-117        |
| <b>2021 FLYING SQUIRRELS</b>         | <b>7-66</b>   | 2019 Giants Draft Picks & Signings ..... | 118            |
| Manager José Alguacil .....          | 8-9           | 2020 Giants Draft Picks & Signings ..... | 119            |
| Coaching Staff.....                  | 10-11         | 2019 Giants Minor League Recap.....      | 120            |
| Players.....                         | 12-66         | Giants Affiliates .....                  | 121-122        |
| <b>HISTORY &amp; RECORDS</b>         | <b>67-100</b> | <b>GENERAL INFORMATION</b>               | <b>123-130</b> |
| Year-By-Year .....                   | 68-79         | Attendance Information .....             | 124            |
| Flying Squirrels in MLB .....        | 80-81         | The Diamond .....                        | 125-127        |
| All-Time Roster.....                 | 82-85         | Broadcast Information.....               | 128            |
| Season Team Franchise Records.....   | 86-87         | Media Information .....                  | 129            |
| Season Ind. Franchise Records .....  | 88-89         | 2021 Schedule .....                      | 130            |
| Single-Game Team Records .....       | 90            |  |                |
| Single-Game Individual Records ..... | 91            |  |                |
| Top Single-Game Performances .....   | 92            |  |                |
| Career Records .....                 | 93            |  |                |
| Season Leaders .....                 | 94            |  |                |
| Career Leaders .....                 | 95            |  |                |
| Awards .....                         | 96            |  |                |
| Opening Day .....                    | 97            |  |                |
| Postseason History .....             | 98-99         |  |                |
| Uniform Guide.....                   | 100           |  |                |

### MISCELLANEOUS INFORMATION BOXES

|   |     |  |    |
|---|-----|--|----|
| 10+ Home Run Seasons.....                   | 68  | Highest Draft Picks in Flying Squirrels History..... | 16 |
| 10+ Win Seasons/100+ Strikeout Seasons..... | 55  | Longest Hit Streaks.....                             | 88 |
| All-Stars by Year.....                      | 102 | No-Hitter .....                                      | 92 |
| Broadcast Teams .....                       | 128 | Richmond Professional Baseball No-Hitters .....      | 14 |
| Giants All-Time Double-A Affiliates .....   | 122 | Triple Plays .....                                   | 89 |
| Giants Organization Best Tools .....        | 36  | Walk-Off Winners.....                                | 45 |
| Grand Slams .....                           | 90  | Youngest Players in Flying Squirrels History.....    | 53 |

The 2021 Richmond Flying Squirrels Media & Information Guide is a production of the Richmond Flying Squirrels Communications & Broadcasting Department. All information is current as of April 1, 2021. This publication was researched and written by Trey Wilson and Blaine McCormick of the Richmond Flying Squirrels Communications & Broadcasting Department. Layout, design and editing by Trey Wilson with previous contributions to Anthony Oppermann, Jon Leaser, Jay Burnham and Jake Eisenberg.

Photos used in this publication are credited to Real Life Studios, James Loving Photography, Road Win Photos, Trey Wilson, Rob Lynn, Richmond Flying Squirrels team photographers, Sacramento River Cats, San Jose Giants, Augusta GreenJackets, Eugene Emeralds, Salem-Keizer Volcanoes, San Francisco Giants and Minor League Baseball photographers (Carl Kline, Cliff Welch, David Monseur, Fernando Gutierrez, Freek Bouw, Jared Ravich, Jerry Espinoza, Kevin Littlefield, Kevin Pataky, Larry Rosa, R Frank Photography, Rudy C. Jones, Sean Flynn, Terrance Williams, Michelle Valenzuela, Tim Cattera and Will Bentzel).

Statistical information provided in part by Major League Baseball Advanced Media (MLBAM), 75 North Avenue, 5th Floor, New York, NY 10011

Further information is available by contacting the Richmond Flying Squirrels Communications & Broadcasting Department by phone at 804-359-3866 or at [squirrelsbaseball.com](mailto:squirrelsbaseball.com)

© 2021 Richmond Flying Squirrels

## LOU DiBELLA | PRESIDENT & MANAGING GENERAL PARTNER



Lou DiBella currently serves as President & Managing General Partner of the Richmond Flying Squirrels, overseeing all aspects of the Flying Squirrels operations in Richmond over the past 10 years, including creating the Flying Squirrels' current ownership group and formalizing the franchise's move to Richmond from Norwich, Conn. Prior to the relocation of the franchise, DiBella served as President & Managing Partner of the Connecticut Defenders and, previously, the Norwich Navigators. In that role, which he held from 2005-09, he fostered the relationship that continues today between the Flying Squirrels franchise and the San Francisco Giants.

While he led baseball's return to Richmond, DiBella's name continues to be synonymous with World Championship Boxing. He enjoyed an outstanding 11-year run at HBO Sports, where he was the backbone of the division that vaulted HBO Boxing to signature programming status. HBO Boxing flourished under his leadership, televising many of the biggest

prizefights in the history of the sport. DiBella recruited and signed a bevy of boxing stars for HBO, including such champions as Oscar De La Hoya, Roy Jones Jr. and Lennox Lewis. He also revolutionized the sport as creator of the critically acclaimed "Boxing After Dark" television series, providing underexposed fighters the opportunity to advance their careers on a national stage.

In May of 2000, he launched DiBella Entertainment (DBE), a full-service sports and entertainment company. DBE continues to be one of the most successful companies in boxing, and DiBella has been lauded in the boxing community for fighting the contractual exploitation of boxers by promoters. DBE adheres to the following mission: to create a business model that shifts the balance of power from promoters to boxers and establishes a legacy of matchmaking excellence to elevate the sport of boxing. Past and present boxers represented by DiBella Entertainment include current WBC Middleweight champion Sergio Gabriel Martinez, former middleweight world champions Jermain Taylor and Bernard Hopkins, former junior welterweight titleist Paulie Malignaggi, and WBC Welterweight champion Andre Berto.

In January 2005, DBE launched DBE Productions. Through that outlet in 2007, DBE Productions produced the documentary, "Magic Man," which depicted the life of Paulie Malignaggi and his rise in the world of boxing. In 2006, DiBella made his acting debut, depicting himself as a boxing promoter in "Rocky Balboa." In 2008, he added the credit of Executive Producer to his list of accomplishments with the 2009 film "Love Ranch," starring Academy Award winners Helen Mirren and Joe Pesci. In 2010, he was credited as Associate Producer of the critically acclaimed film "The Fighter," starring Mark Wahlberg and Christian Bale. The film centers around the early life of "Irish" Micky Ward, who cemented his legacy with three legendary fights against Arturo Gatti, while a fighter with DBE. In 2019, DiBella was named to the International Boxing Hall of Fame.



DiBella was born and raised in Brooklyn, New York, and attended Manhattan's prestigious Regis High School. He was a summa cum laude graduate of Tufts University, where he was elected to Phi Beta Kappa. A 1985 graduate of Harvard Law School, DiBella spent four years as an attorney with the prestigious law firm Sullivan & Cromwell. A tireless advocate of boxing reform, DiBella has been a leader in the movement for federal regulation, uniform health and safety standards and a national boxing commission. He has lectured extensively on these subjects and has testified before Congress and numerous state and local bodies. In 1999, DiBella received the Thurman Munson Corporate Hero Award from the AHRC for both his achievements at HBO and his charitable activities. Numerous civic organizations and retired boxer's associations have honored him, including Ring 8, Ring 34 and Latinos in Sports. DiBella resides in Huntington Bay, N.Y.



## TODD "PARNEY" PARNELL | CHIEF EXECUTIVE OFFICER



Todd "Parney" Parnell serves as the Chief Executive Officer for the Richmond Flying Squirrels, overseeing all aspects of the Flying Squirrels' day-to-day operations in Richmond, Va. Additionally, Parney is the President of the Montgomery Biscuits, Double-A affiliate of the Tampa Bay Rays. In his leadership roles, Parney oversees the operation of both the Richmond and Montgomery franchises.

Thanks to his continued passion and dedication to the Richmond area, the Flying Squirrels brand has become synonymous with community involvement. Under his guidance, the Flying Squirrels have consistently been among the top of the Eastern League in both average and overall attendance during all ten years of existence, including leading the Eastern League in average attendance in 2010, 2013, 2014, 2015, 2018 and 2019 and in overall attendance in 2010, 2012, 2014 and 2015.

The Squirrels' sustained success has been repeatedly acknowledged by the industry, recently by being nominated for Minor League Baseball's prestigious John H. Johnson President's Award in 2017 and 2019. The Squirrels were also nominated for the 2016 John Henry Moss Community Service Award, and received Baseball America's annual Bob Freitas Award - presented to the best organization at every classification of Minor League Baseball - in 2015.

Parney is one of the most recognizable names and faces in Minor League Baseball. He is a three-time Eastern League Executive of the Year, earning the honor with Richmond in 2013 and 2019, and previously in 2004 while serving as the General Manager of the Altoona Curve.

His recognition in 2013 marked the second Eastern League Executive of the Year award for the Squirrels' front office since the team's inception in 2010 (Chuck Domino - 2010).

After leading the Flying Squirrels to the 2010 Eastern League overall attendance title, Parney and the Squirrels saw an increase in average attendance during the 2011 regular season and were easily the top-draw during the 2011 Eastern League Postseason. For his efforts, and due to the team's success on and off the field, Parney was honored following the season with Baseball America's "Minor League Executive of the Year" award. He became the second member of the Flying Squirrels front office to earn the recognition, following Chuck Domino, who won the award in 2003 while with the Reading Phillies.

Parney followed his award-winning season in 2011 by guiding the franchise to its second Eastern League title in overall attendance in 2012, the organization's second overall attendance title in three years. With his leadership, the franchise completed a \$1.5-million renovation of The Diamond, the home of the Flying Squirrels since their inception in 2010. During their inaugural season, the club quickly established itself as a leader in the community, while surpassing corporate and ticket sales expectations.

With Parney at the helm, the Flying Squirrels led the Eastern League in both overall and average attendance in 2010, welcoming 463,842 (6,626 per game) fans to The Diamond. Through innovative marketing and branding initiatives, the club posted record-breaking merchandise sales, and was awarded the "Logo of the Year" award by Ballpark Digest. Upon the completion of their inaugural season, the franchise was recognized as the Richmond "Business of the Year" by the Greater Richmond Chamber of Commerce (GRCC). Parney also currently serves on the Richmond Chapter of the Cal Ripken Sr. Foundation Board of Trustees and on the Richmond Police Athletic League Board of Directors.

Due to his exuberant nature and wealth of experience in professional sports, Parney has also become one of the most popular speakers and guest lecturers in the region. Prior to joining the effort to return baseball to Richmond, Parney served as the President of the Greenberg Sports Group (GSG), which provides management, consulting and marketing services to the sports industry across the country. GSG also manages the overall operations of Minor League Baseball's State College (PA) Spikes (Short-A/New York-Penn League) and Myrtle Beach (SC) Pelicans (A/Carolina League). Parney has previously been the president of both franchises.

In addition to his roles with both the State College and Myrtle Beach franchises, he spent seven seasons (2002-08) as the General Manager of the Double-A Eastern League's Altoona Curve. During his time as the Curve's General Manager, the club set numerous single-game and season attendance records, continually re-invested private money into capital improvement projects at Blair County Ballpark, and helped the franchise gain national stature as one of the most creative and innovative teams in professional sports. The Curve won the prestigious Larry MacPhail Promotional Award in 2004, the 2006 Baseball America Bob Freitas Award as the top Double-A franchise and received the John H. Johnson President's Trophy - the highest honor annually bestowed on a Minor League organization - in 2006. Altoona became only the 11th franchise to receive all three major awards, and was the first team to accomplish the feat in less than three years.

Prior to joining the Curve, the North Carolina native was the Vice President and GM of the Single-A Kannapolis (NC) Intimidators (formerly the Piedmont Boll Weevils) in the South Atlantic League from 1997 to 2001. During his tenure in Kannapolis, the club set either overall or average attendance records in each of his first four seasons. For his efforts, Parnell was named the 1999 South Atlantic League "General Manager of the Year."

Parney graduated from Messiah College in 1988 with a degree in physical education and a minor in business. He has two daughters, Lindsay and Samantha.



**BEN ROTHROCK** | VICE PRESIDENT & GENERAL MANAGER



A charter member of the Flying Squirrels front office, Ben Rothrock is in his fourth full season as the team's General Manager and his 20th overall in Minor League Baseball.

Upon joining Richmond in 2010, Rothrock oversaw the Squirrels Nest Team Store and helped build the Flying Squirrels into one of the top-selling brands in all of Minor League Baseball. In 2011, Rothrock took over the reins of the Food & Beverage operation while overseeing the Merchandise Department. Then, after serving as Assistant General Manager of Operations for three seasons and guiding the Flying Squirrels through various ballpark renovations and enhancements, he earned the role of General Manager during the 2017 season. Rothrock became the Flying Squirrels' Vice President in 2020. His career in baseball began as an intern with the Altoona Curve, where he later worked as the Director of Merchandise. He also previously worked as the Director of Merchandise for the State College Spikes and Myrtle Beach Pelicans prior to joining the staff in RVA.

The Lewistown, Pa., native is a graduate of Liberty University in Lynchburg, Va., where he received a B.S. in Sport Management and a minor in Business Management while playing linebacker on the Flames' football team.

**RICHMOND FLYING SQUIRRELS BASEBALL CLUB**

The Diamond  
 3001 N. Arthur Ashe Boulevard, Richmond, VA 23230  
 Phone: 804.359.3866 | Fax: 804.359.1373  
[www.squirrelsbaseball.com](http://www.squirrelsbaseball.com)  
[info@squirrelsbaseball.com](mailto:info@squirrelsbaseball.com)  
[facebook.com/RichmondFlyingSquirrels](https://facebook.com/RichmondFlyingSquirrels)  
 Twitter: @GoSquirrels | Instagram: @gosquirrels



**OWNERSHIP**

|   |                 |
|---|-----------------|
| President & Managing General Partner..... | Lou DiBella     |
| General Partner.....                      | Gary Green      |
| General Partner.....                      | Larry Botel     |
| General Partner.....                      | Harvey Ross     |
| Member of the Chairman's Council.....     | Brian Callaghan |
| Member of the Chairman's Council.....     | DJ Baseball     |

**EXECUTIVES & MANAGEMENT**

|                                       |                       |
|---------------------------------------|-----------------------|
| Chief Executive Officer.....          | Todd "Parney" Parnell |
| Vice President & General Manager..... | Ben Rothrock          |

**FINANCE**

|                 |                    |
|-----------------|--------------------|
| Controller..... | Faith Casey-Harris |
|-----------------|--------------------|

**CORPORATE SALES**

|  |                 |
|--|-----------------|
| Executive Director, Corporate Sales..... | Ben Terry       |
| Sales Account Executive.....             | Julliana Gecker |

**TICKET & GROUP SALES**

|  |                |
|--|----------------|
| Director of Group Sales.....                       | Garrett Erwin  |
| Box Office Manager.....                            | Derrick McCabe |
| Director of Group Hospitality & Merchandising..... | Sara Carpenter |

**COMMUNITY, PROMOTIONS & COMMUNICATIONS**

|  |                   |
|--|-------------------|
| Executive Director, Marketing & Promotions.....          | Anthony Oppermann |
| Director of Communications & Broadcasting.....           | Trey Wilson       |
| Communications & Broadcasting Assistant.....             | Blaine McCormick  |
| Special Events & Flying Squirrels Charities Manager..... | Hannah DeFrank    |
| Social Media Manager.....                                | Caroline Phipps   |
| Creative Services & Production Manager.....              | Nick Elder        |
| Community Relations Manager.....                         | Bailey Johnson    |

**OPERATIONS**

|                                     |              |
|-------------------------------------|--------------|
| Director of Stadium Operations..... | Evan Smith   |
| Manager of Field Operations.....    | Kyle Nichols |

**FOOD & BEVERAGE**

|                                  |           |
|----------------------------------|-----------|
| Director of Food & Beverage..... | Ken Meyer |
|----------------------------------|-----------|



# FLYING SQUIRRELS CHARITIES

**Flying Squirrels Charities** is a non-profit, 501(C)(3) organization dedicated to improving lives in the Richmond community. The organization launched in 2014 and since its inception has been focused on **“Renovating Richmond’s Recreation”** an impactful community project designed to renovate 14 Richmond youth baseball facilities. Renovations for many of the fields are already underway with the assistance of Richmond Raceway Cares, Barton Malow and Henrico County Vocational Technical Education Foundation (HCVTEF).



Flying Squirrels Charities has collaborated with the City of Richmond to identify the youth fields most in need of assistance within the community. The needs of these fields are being addressed and enhanced to make each area a welcoming space to learn and play baseball. Funds for the ongoing projects are raised through numerous events during the calendar year including the Charity Hot Stove Event, Turn Left Golf Classic, jersey auctions and Nutzy’s Rotary Funn Run & Block Party. Flying Squirrels Charities has the unique ability to connect the Flying Squirrels brand with the Greater Richmond community in an effort to optimize results through funn and versatile fundraising campaigns to benefit the Richmond community.

### THE FIELDS

Flying Squirrels Charities has been busy creating safe, fun spaces to grow the game of baseball within the community. The projects completed so far amount to nearly \$250,000 worth of investment from the charity. Here is some of the work already completed.



**Bellemeade Field**, located in the Southside adjacent to the Community Center, has been completed by Flying Squirrels Charities, Barton Malow, Henrico CTE and Netting Professionals. Dugouts, player benches, bases and home plate were all completed. The field itself was completely installed from scratch.

**Hotchkiss Community Center** hosts a pair of recently renovated fields through Flying Squirrels Charities. Located just off of historic Brookland Park Boulevard, all four dugouts and benches at Hotchkiss were built with new concrete slabs and wooden overhangs.

**Blackwell Field and Blackwell Community Center** are located in the Southside of Richmond. The field was completely renovated and new dugouts and player benches were added. Broken concrete was fixed up by the Barton Malow and Henrico CTE crew. In addition to the baseball field, Blackwell CC amenities include a gymnasium, computer lab, kitchen, multi-purpose room, fitness area and a games area.

**Powhatan Field and Powhatan Community Center** are located in the far East End of Richmond. Infield drainage was fixed to prevent puddles and the complete infield renovations were finished on April 26, 2018. Dugouts and benches were added and the pitcher’s mound was rebuilt. Efforts on the project came from Hourigan, Branscome, Donleys, Henrico CTE, Netting Professionals.

Upgrades to dugouts, fencing and seating were made to **Fairfield Field**, located behind the Fairfield elementary school.

At **Fonticello and Carter Jones Park**, both fields were upgraded. Concrete slabs and roofs were installed for dugouts. This is the home field for the Metropolitan Junior Baseball League (MJBL), an organization that works closely with the Flying Squirrels to promote baseball within the city.



A four-field project at **Henderson Complex** was completed on April 16, 2018. The renovations include four new scoreboards and scoreboard control systems. Harris Electric assisted with the wiring and fixed the broken PA system. All fields are in the process of being rebuilt with new dugouts, benches and drainage on the way.

At **Westover Fields**, four dugouts were completed to help revitalize this Southside complex.

### ON DECK

- Bill Robinson/Chimborazo Community Center
- Humphrey Calder Community Center
- Whitcomb Court Community Center
- Gillies Creek Park

- G.H. Reid Community Center
- Summer Hill Playground (MJBL)
- Mary M. Scott Playground



## FLYING SQUIRRELS LOGOS

### OFFICIAL CLUB LOGOS

#### PRIMARY LOGO



#### WORDMARKS



### CAP & ALTERNATE LOGOS



### FUNNVILLE



### BALLPARK



### SEASON/ANNIVERSARY LOGOS



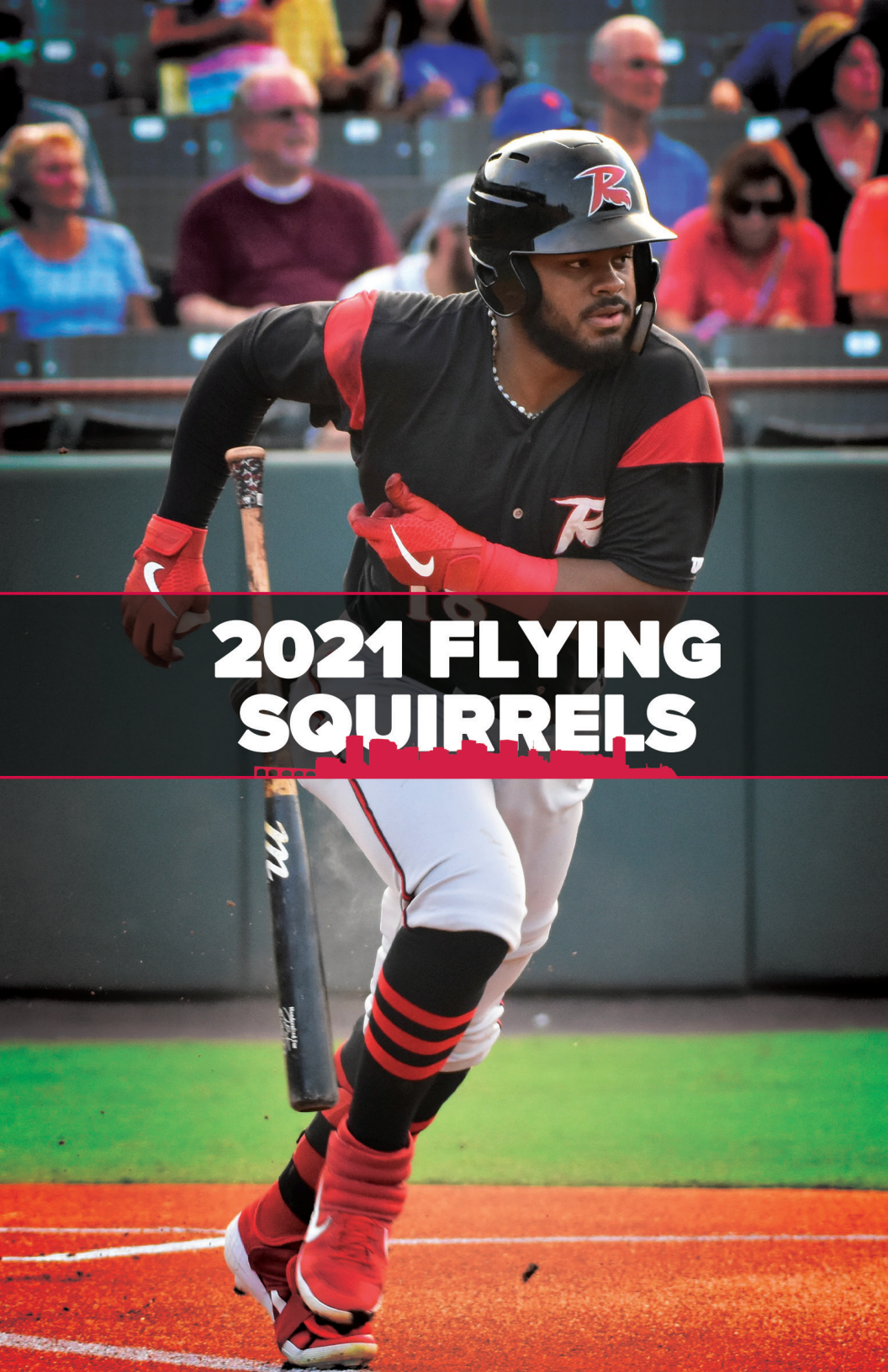
### ALL-STAR



### ADRILLAS VOLADORAS







# 2021 FLYING SQUIRRELS

# JOSÉ ALGUACIL | MANAGER



**BIRTHDAY:** August 9, 1972  
**AGE:** 47 (Turns 48 on August 9)  
**BIRTHPLACE:** Caracas, Venezuela  
**RESIDES:** San Francisco, Calif./Washington, D.C.  
**SEASONS IN RICHMOND:** 2nd season  
**MANAGING EXPERIENCE:** 5th season  
**APPOINTED TO RICHMOND:** January 13, 2020  
**PLAYING EXPERIENCE:** 9 seasons



José Luis Alguacil returns to Richmond as the team's manager for the 2021 season, his second year leading the club after serving as the Flying Squirrels' manager in 2015.

Alguacil was born in Caracas, the capital of Venezuela. When he arrived in the United States for his first spring training as an infielder in 1993, he spoke no English. Three days later, he bought a dictionary at the mall and began spending more time hanging around the American players to learn the language.

"Auggie" spent six seasons as a player in the Giants minor league system and is now in his 15th overall season as a coach or instructor with the organization. In total, Alguacil is in his 21st year with the Giants organization.

## PLAYING CAREER

Alguacil signed with the Giants out of Venezuela on January 3, 1993 at the age of 20. An infielder, he played nine professional seasons, reaching as high as the Triple-A level.

He made his professional debut in 1993 in the rookie-level Arizona League. He played 42 games that season, mostly at third base, while also spending time at first base, second base and in the outfield.

In 1994, Alguacil split the year between the short-season Everett Giants of the Northwest League and the Single-A Clinton LumberKings of the Midwest League. With Clinton, he hit .290 in 74 games, the highest mark of his career.

Alguacil opened 1995 the Giants' new affiliate in the Single-A Midwest League, the Burlington Bees, where he spent 38 games. He also played 58 games that season for the A-Adv. San Jose Giants. Alguacil reached the Double-A level for the first time that August, playing one game for the Shreveport Captains of the Texas League under manager Ron Wotus, who he would eventually coach alongside with the Giants in the majors.

Over the next two seasons, Alguacil spent most of his playing time with San Jose, aside from 13 games with Shreveport. He played his final minor league season with the Giants organization in 1998, splitting the year with the A-Adv. Bakersfield Blaze and Shreveport. Following the season, the Giants offered Alguacil a chance to become a coach, but he instead opted to continue his playing career.

In 1999, Alguacil spent most of the season with the Sonoma County Crushers of the independent Western League in California, a team that also included former Richmond pitching coach Glenn Dishman. He hit .285 over his 67 games with the Crushers. Alguacil also played for the Canton Crocodiles of the independent Frontier League for about a week.

Alguacil returned to affiliated baseball in 2000, signing with the Chicago White Sox. He spent the majority of the season with the A-Adv. Winston-Salem Warthogs of the Carolina League, where he played 40 games and hit .268. Along with playing nine games with Double-A Birmingham, he reached the Triple-A level for the first time in his career, playing three games on the infield for the Charlotte Knights.

He concluded his playing career in 2001 as the everyday shortstop for the Newark Bears of the Independent Atlantic League, hitting .265 over 105 games.

Throughout his career, Alguacil played in 808 professional games, including 628 in affiliated baseball between the Giants and White Sox organizations. He made defensive appearances at first base, second base, third base, shortstop and all three outfield positions. Alguacil also made two pitching appearances in his career, one in 1997 for San Jose and one in 1998 for Shreveport.

Across all levels, Alguacil hit .245 with 16 homers and 247 RBIs in his nine seasons.

## MANAGERIAL/COACHING CAREER

Following his playing career, Alguacil was hired as a minor league coach by the Montreal Expos. He was a coach for the Expos' Gulf Coast League team in 2002, a team managed by Andy Skeels, who later managed the Flying Squirrels in their inaugural season in 2010.

He repeated his coaching assignment with the GCL Expos in 2003, serving alongside manager Bob Henley, now the Nationals' third base coach.

After two seasons coaching in the GCL, Alguacil earned his first managerial position in 2004, leading the Expos' short-season affiliate in the New York-Penn League, the Vermont Expos. The team went 34-38 and finished in second place in the Stedler Division. Alguacil managed four players on that team who went on to reach the majors, including 18-year-old Ian Desmond.

Alguacil remained with the organization as it transitioned to Washington in 2005, serving as the Nationals'





minor league infield coordinator. His next managerial assignment saw his return to Burlington, Vt., in 2006 with the then-renamed Vermont Lake Monsters.



In 2007, Alguacil returned to the organization he began his playing career with when the Giants hired him as a minor league roving infield instructor. In 2011, Alguacil became the Giants' minor league defensive coordinator. He spent eight total seasons as an instructor and coordinator from 2007-2014.

Alguacil accompanied the Giants during their World Series title run in 2012. In 2014, he spent time filling in as the Giants first base coach in September and was with the team as it won its third World Series in five years.

The Giants appointed Alguacil as Richmond's manager for the 2015 season, his first managerial position since 2006. After a 3-2 start, the Flying Squirrels went on a franchise-record 15-game losing streak from April 15-May 3, dropping their record to 3-17. Under Alguacil's direction, the team responded with a six-game winning streak and went 69-51 for the remainder of the season, coming one game shy of reaching the Eastern Playoffs in the Western Division standings.

In 2016, Alguacil was promoted to manage the Triple-A Sacramento River Cats, a team featuring many of the players he led with Richmond the previous year. The River Cats went 69-75 that season.

Alguacil joined Bruce Bochy's major league staff in 2017 as the Giants' first base coach and held that position for three seasons. In that role, he also oversaw bunting instruction and assisted his former minor league manager, Ron Wotus, with infield defense and baserunning.

In recent winters, Alguacil has coached in Venezuela in Liga Venezolana de Béisbol Profesional (LVBP). From 2008-2010, he was a coach with Navegantes del Magallanes before spending the 2011 and 2012 seasons as the third base coach for Bravos de Margarita. From 2015-2017, Alguacil served as the third base coach for Cardenales de Lara and he was the bench coach for Leones de Cáracas in 2018.

In the 2019-2020 offseason, Alguacil took over mid-season as the manager of Estrellas Orientales in Liga de Béisbol Profesional de la República Dominicana (LIDOM). The team had started the season with a 5-18 record prior to Alguacil's hiring. In his first 24 games as manager, the team recovered to go 15-9.

Alguacil was appointed as a coach for the Spanish National Team during the 2013 World Baseball Classic under manager Mauro Mazzotti. During the qualifiers in Jupiter, Fla. in Sept. 2012, Spain topped France, South Africa and Israel to advance to the World Baseball Classic. In WBC pool play in San Juan, Puerto Rico in March 2013, Spain was swept from its group that included Puerto Rico, Venezuela and eventual WBC-champion Dominican Republic.

**ALGUACIL MANAGERIAL RECORD**

| Year                      | Team (Level)                   | League        | Organization  | Record         | Pct.        | Finish |
|---------------------------|--------------------------------|---------------|---------------|----------------|-------------|--------|
| 2004                      | Vermont Expos (A-)             | New York-Penn | Montreal      | 34-38          | .472        | 2nd    |
| 2006                      | Vermont Lake Monsters (A-)     | New York-Penn | Washington    | 23-52          | .307        | 4th    |
| 2015                      | Richmond Flying Squirrels (AA) | Eastern       | San Francisco | 72-68          | .514        | 3rd    |
| 2016                      | Sacramento River Cats (AAA)    | Pacific Coast | San Francisco | 69-75          | .479        | 4th    |
| <b>Totals (4 seasons)</b> |                                |               |               | <b>198-233</b> | <b>.459</b> |        |

**ALGUACIL LIFETIME BATTING STATISTICS**

| Year                                  | Club                 | Org. | AVG         | G          | AB          | R          | H          | 2B         | 3B        | HR        | RBI        | BB         | SO         | SB         |
|---------------------------------------|----------------------|------|-------------|------------|-------------|------------|------------|------------|-----------|-----------|------------|------------|------------|------------|
| 93                                    | Giants (Rk.)         | SFG  | .241        | 42         | 145         | 28         | 35         | 6          | 1         | 1         | 13         | 6          | 23         | 8          |
| 94                                    | Clinton (A)          | SFG  | .290        | 74         | 245         | 40         | 71         | 13         | 0         | 1         | 25         | 13         | 42         | 6          |
|                                       | Everett (A-)         | SFG  | .213        | 45         | 169         | 24         | 36         | 7          | 0         | 0         | 7          | 10         | 41         | 18         |
| 95                                    | Shreveport (AA)      | SFG  | .250        | 1          | 4           | 1          | 1          | 0          | 0         | 0         | 1          | 0          | 1          | 1          |
|                                       | San Jose (A+)        | SFG  | .236        | 58         | 225         | 30         | 53         | 10         | 3         | 0         | 17         | 14         | 44         | 11         |
|                                       | Burlington (A)       | SFG  | .221        | 38         | 136         | 15         | 30         | 2          | 0         | 0         | 5          | 7          | 27         | 13         |
| 96                                    | Shreveport (AA)      | SFG  | .208        | 13         | 24          | 2          | 5          | 0          | 0         | 0         | 0          | 3          | 9          | 0          |
|                                       | San Jose (A+)        | SFG  | .265        | 79         | 272         | 53         | 72         | 11         | 3         | 1         | 31         | 24         | 53         | 18         |
| 97                                    | San Jose (A+)        | SFG  | .207        | 122        | 392         | 53         | 81         | 15         | 2         | 7         | 42         | 32         | 98         | 13         |
| 98                                    | Shreveport (AA)      | SFG  | .206        | 43         | 97          | 13         | 20         | 3          | 1         | 1         | 6          | 9          | 15         | 3          |
|                                       | Bakersfield (A+)     | SFG  | .250        | 61         | 228         | 25         | 57         | 11         | 2         | 2         | 23         | 11         | 45         | 3          |
| 99                                    | Sonoma County (Ind.) |      | .285        | 67         | 253         | 37         | 72         | 15         | 2         | 1         | 33         | 23         | 30         | 12         |
|                                       | Canton (Ind.)        |      | .200        | 8          | 30          | 6          | 6          | 1          | 0         | 0         | 0          | 4          | 8          | 2          |
|                                       | Charlotte (AAA)      | CHW  | .000        | 3          | 9           | 0          | 0          | 0          | 0         | 0         | 0          | 0          | 1          | 0          |
|                                       | Birmingham (AA)      | CHW  | .053        | 9          | 19          | 1          | 1          | 0          | 0         | 0         | 0          | 3          | 3          | 2          |
|                                       | Winston-Salem (A+)   | CHW  | .268        | 40         | 138         | 18         | 37         | 9          | 2         | 0         | 18         | 7          | 19         | 10         |
| 01                                    | Newark (Ind.)        |      | .265        | 105        | 343         | 49         | 91         | 10         | 2         | 2         | 26         | 39         | 60         | 19         |
| <b>MiLB Totals (7 seasons)</b>        |                      |      | <b>.237</b> | <b>628</b> | <b>2103</b> | <b>303</b> | <b>499</b> | <b>87</b>  | <b>14</b> | <b>13</b> | <b>188</b> | <b>139</b> | <b>421</b> | <b>106</b> |
| <b>Independent Totals (2 seasons)</b> |                      |      | <b>.270</b> | <b>180</b> | <b>626</b>  | <b>92</b>  | <b>169</b> | <b>26</b>  | <b>4</b>  | <b>3</b>  | <b>59</b>  | <b>66</b>  | <b>98</b>  | <b>33</b>  |
| <b>All Levels (9 Seasons)</b>         |                      |      | <b>.245</b> | <b>808</b> | <b>2729</b> | <b>395</b> | <b>668</b> | <b>113</b> | <b>18</b> | <b>16</b> | <b>247</b> | <b>205</b> | <b>519</b> | <b>139</b> |

**FLYING SQUIRRELS ALL-TIME MANAGERS (7)**

| Manager       | Years   | Record  | Win % | Manager       | Years   | Record  | Win % |
|---------------|---------|---------|-------|---------------|---------|---------|-------|
| Andy Skeels   | 2010    | 68-73   | .482  | Miguel Ojeda  | 2016    | 62-79   | .440  |
| Dave Machemer | 2011-13 | 216-209 | .508  | Kyle Haines   | 2017    | 63-77   | .450  |
| Russ Morman   | 2014    | 79-63   | .556  | Willie Harris | 2018-19 | 117-160 | .396  |
| José Alguacil | 2015    | 72-68   | .514  |               |         |         |       |

ORGANIZATION

2021 FLYING SQUIRRELS

HISTORY & RECORDS

DOUBLE-A NORTHEAST

GIANTS ORGANIZATION

GENERAL INFORMATION

**STEVE KLINE** | PITCHING COACH

**BIRTHDAY:** August 22, 1972  
**AGE:** 48 (Turns 49 on August 22)  
**BIRTHPLACE:** Sunbury, Pa.  
**RESIDES:** Winfield, Pa.  
**SEASONS IN RICHMOND:** 4th season  
**COACHING EXPERIENCE:** 11th season  
**APPOINTED TO RICHMOND:** January 13, 2020  
**PLAYING EXPERIENCE:** 11 MLB/16 total professional seasons



Steve Kline returns as the Flying Squirrels' pitching coach after serving in the same role for three seasons from 2015-17.



Under Kline's direction, the Richmond pitching staff led the Eastern League in ERA (3.12) in 2015, which still stands as a franchise record, and the team ranked second in ERA (3.48) in the circuit in 2016. Fifteen of the pitchers Kline led in his previous tenure with Richmond have gone on to pitch in the majors.

Kline spent the last two seasons as the pitching coach for Triple-A Sacramento. Prior to joining Richmond, he was the pitching coach for the Single-A Augusta GreenJackets for six years.

As a player, Kline was drafted by the Cleveland Indians in the eighth round in 1993 out of West Virginia University and went on to spend 11 years in the majors with the Indians (1997), Expos (1997-00), Cardinals (2001-04), Orioles (2005) and Giants (2006-07), going 34-39 with a 3.51 ERA and 39 saves. The left-hander appeared in 796 MLB games and led the

majors in appearances three consecutive seasons from 1999-01. His 89 appearances in 2001 for St. Louis stood at the time as a record for the most games pitched in a season by a left-hander.

**DOUG CLARK** | HITTING COACH

**BIRTHDAY:** March 5, 1976  
**AGE:** 45  
**BIRTHPLACE:** Springfield, Mass.  
**RESIDES:** Wilbraham, Mass.  
**SEASONS IN RICHMOND:** 1st season  
**COACHING EXPERIENCE:** 7th season  
**APPOINTED TO RICHMOND:** January 13, 2020  
**PLAYING EXPERIENCE:** 2 MLB/17 total professional seasons



Clark joins the Flying Squirrels for his first season as the team's hitting coach and his seventh year as a hitting coach with the Giants organization. He spent the 2019 season as the hitting coach for the short-season Single-A Salem-Keizer Volcanoes. Clark began his coaching career in the rookie-level Arizona League in 2015. He was the hitting coach for Single-A Augusta in 2016 and spent the next two seasons a hitting coach with the Giants in the Arizona League.

An outfielder during his playing career, Clark was drafted by the Giants in the seventh round in 1998 out of UMass Amherst. He played 17 total professional seasons, including stops in the majors with the Giants in 2005 and the Oakland Athletics in 2006. In 2004 with Norwich, Clark was selected as an Eastern League All-Star. He concluded his stateside career in 2007 with the Richmond Braves. From 2008-15, he played for teams in Korea and Mexico.

Clark grew up playing football, basketball and tennis in high school. He attended UMass on a football scholarship and walked on to the baseball team his sophomore year.

He has also spent time working as a substitute teacher during offseasons.



**GARY DAVENPORT** | FUNDAMENTALS COACH

**BIRTHDAY:** May 20, 1950  
**AGE:** 61 (Turns 62 on May 20)  
**BIRTHPLACE:** San Mateo, Calif.  
**RESIDES:** San Mateo, Calif.  
**SEASONS IN RICHMOND:** 2nd season  
**COACHING EXPERIENCE:** 18th season  
**APPOINTED TO RICHMOND:** February 9, 2021  
**PLAYING EXPERIENCE:** 3 professional seasons



Davenport joins the Richmond staff for his 18th year with the Giants organization. He was the Flying Squirrels' fundamentals coach in 2018. Davenport joined the Giants organization as a roving instructor in 2004 before spending 2005 as San Jose's hitting coach. From 2006-2007, he was the hitting coach for the Connecticut Defenders, which was the Giants' Double-A outfit in the Eastern League at the time. He returned to San Jose for five seasons from 2008-2012 before managing the short-season Salem-Keizer Volcanoes from 2013-2014 followed by three years as a roving instructor from 2015-2017. He spent the 2019 campaign as the fundamentals coach for San Jose.

Drafted by the Giants in the 27th round in 1981 out of Santa Clara University, Davenport played parts of three professional seasons in the San Francisco organization. He has also worked instructing baseball overseas in South Africa and Italy.

**GARRETT HAVIG** | ATHLETIC TRAINER

**BIRTHDAY:** May 31, 1986  
**AGE:** 34 (Turns 35 on May 31)  
**BIRTHPLACE:** Laramie, Wyo.  
**RESIDES:** Richmond, Va.  
**SEASONS IN RICHMOND:** 3rd season  
**OVERALL EXPERIENCE:** 11th season  
**APPOINTED TO RICHMOND:** January 25, 2019



Havig returns for his third overall season as the Flying Squirrels' athletic trainer. He originally served in that role with Richmond in 2017 before spending 2018 as the Giants' Assistant Coordinator of Minor League Medical, a position he still holds alongside his Richmond duties. He was the Flying Squirrels' athletic trainer again in 2019. Now in his 12th season with the organization, Havig joined the Giants in 2010 as the athletic trainer for the rookie-level affiliate in the Arizona League. He joined Salem-Keizer the following season, spent the 2012-13 seasons with Augusta and the next three years with San Jose.

Havig earned his B.A. in Kinesiology and Health Promotion - Athletic Training from the University of Wyoming in 2008 and an M.S. in Exercise and Sport Science from the University of Utah in 2010. He is certified by the National Athletic Trainers Association and National Strength and Conditioning Association.

**JOE PALAZZOLO** | STRENGTH & CONDITIONING COACH

**BIRTHDAY:** December 22, 1989  
**AGE:** 31  
**BIRTHPLACE:** Champaign, Ill.  
**RESIDES:** Gilbert, Ariz.  
**SEASONS IN RICHMOND:** 1st season  
**OVERALL EXPERIENCE:** 6th season  
**APPOINTED TO RICHMOND:** February 9, 2021



Palazzolo joins the Flying Squirrels' staff after spending three seasons as the strength and conditioning coach for the Salem-Keizer Volcanoes from 2017-2019. He was appointed to the field staff of the Augusta GreenJackets for the 2020 season before it was canceled due to COVID-19. He is in his fifth year with the Giants organization in 2021. Prior to joining the Giants, Palazzolo was a strength and conditioning coach in the Miami Marlins organization with the Batavia Muckdogs in 2016 and worked in strength and conditioning with the Arizona Diamondbacks organization in 2017. Prior to entering professional baseball, Palazzolo was an assistant strength & conditioning coach at Aurora University in Illinois in 2015 and 2016.

Palazzolo earned a B.S. in sports management at Millikin University in 2013 and a M.S. in kinesiology from A.T. Still University.



# MELVIN ADON | RIGHT-HANDED PITCHER



|               |               |             |               |
|---------------|---------------|-------------|---------------|
| <b>HEIGHT</b> | <b>WEIGHT</b> | <b>BATS</b> | <b>THROWS</b> |
| 6-3           | 246           | Right       | Right         |

**BORN:** June 9, 1994  
**BIRTHPLACE:** Santo Domingo, Dominican Republic  
**AGE:** 26 (Turns 27 on June 9)  
**ACQUIRED:** Minor League Free Agent (March 22, 2021)



## CAREER HIGHS

**IP (START):** 71, 6/07/17 (AUG vs. ROM)  
**IP (RELIEF):** 3.0, 2x, last – 8/25/18 (GIO @ IND2)  
**RUNS ALLOWED:** 11, 6/13/17 (AUG @ ROM)

**WALKS:** 6, 8/8/16 (SK vs. SPO)  
**STRIKEOUTS:** 9, 4/25/18 (SJ vs. LE)  
**MOST HITS ALLOWED:** 11, 7/30/16 (SK @ HIL)

### AWARDS & ACCOLADES

- 2018 Arizona Fall League All-Prospect Team (Scottsdale)
- 2018 Arizona Fall League Rising Star (Scottsdale)
- 2019 Eastern League Mid-Season All-Star (Richmond)

### FUNN FACTS

- Signed with the Giants at the age of 20 out of the Dominican Republic
- Named to *Baseball America's* list of confirmed pitchers reaching 100 mph 2016-2018
- Threw a fastball at 102.5 mph in the 2019 Eastern League All-Star Game at The Diamond
- Made one appearance for Toros del Este of the Dominican Winter League in the 2020-21 season

### CAREER TRANSACTIONS

- Signed by the San Francisco Giants as an international free agent on Feb. 16, 2015
- San Francisco Giants selected contract on Nov. 20, 2018 and added to 40-man roster
- Released by San Francisco Giants on March 16, 2021
- Signed by the San Francisco Giants as a minor league free agent on May 22, 2021

### 2019

- Split season between Double-A Richmond and Triple-A Sacramento
- Rated by MLB.com as the No. 15 Giants prospect entering the season and No. 12 by *Baseball America*
- Named Eastern League Mid-Season All-Star and hit 102.5 mph in the Eastern League All-Star Game on 7/10
- Posted a 1.27 ERA (4 ER/28.1 IP) with 38 strikeouts over final 24 Double-A outings from 5/13-7/25
- Promoted to Triple-A Sacramento on 8/2
- Ranked fifth in the Eastern League and fourth in the Giants organization with 36 appearances and tied for fifth in the league and second in the Giants organization with 14 saves at time of promotion
- Did not allow a run over final three outings of the season from 8/27-9/2

### 2018

- Spent majority of season in A-Adv. San Jose rotation
- One of 63 minor-league pitchers to reach 100 mph during the 2018 season according to *Baseball America*
- Set career high with 9 SO on 4/25 vs. LE
- Worked season-high 7.0 IP on 5/1 @ LAN
- Placed on 7-day DL on 7/7 with oblique strain and did not return to San Jose for remainder of season
- Began rehab assignment with AZL Giants Orange on 8/21
- Allowed five runs over 4.2 IP in two rehab outings
- Allowed at least one run in every regular-season outing
- Pitched for Scottsdale Scorpions in the Arizona Fall League
- Made 10 appearances in the AFL and struck out 21 batters

| YR                             | CLUB                 | W-L          | ERA         | G          | GS        | CG       | SHO      | SV        | IP           | H          | R          | ER         | HR        | BB         | SO         |
|--------------------------------|----------------------|--------------|-------------|------------|-----------|----------|----------|-----------|--------------|------------|------------|------------|-----------|------------|------------|
| 15                             | DSL Giants (F-Rk.)   | 4-0          | 2.48        | 14         | 14        | 0        | 0        | 0         | 69.0         | 57         | 23         | 19         | 2         | 21         | 54         |
| 16                             | Salem-Keizer (A-)    | 5-5          | 5.48        | 14         | 14        | 0        | 0        | 0         | 67.1         | 85         | 53         | 41         | 3         | 34         | 55         |
| 17                             | Augusta (A)          | 3-11         | 4.35        | 23         | 19        | 0        | 0        | 0         | 99.1         | 110        | 65         | 48         | 5         | 35         | 89         |
| 18                             | AZL Giants (Rk.)     | 0-1          | 7.71        | 2          | 0         | 0        | 0        | 0         | 4.2          | 9          | 5          | 4          | 0         | 3          | 8          |
|                                | San Jose (A+)        | 2-5          | 4.87        | 16         | 15        | 0        | 0        | 0         | 77.2         | 82         | 46         | 42         | 6         | 34         | 71         |
|                                | 2018 Totals (Rk./A+) | 2-6          | 5.03        | 18         | 15        | 0        | 0        | 0         | 82.1         | 91         | 51         | 46         | 6         | 37         | 79         |
| 19                             | Richmond (AA)        | 2-6          | 2.60        | 36         | 0         | 0        | 0        | 14        | 45.0         | 38         | 20         | 13         | 2         | 26         | 59         |
|                                | Sacramento (AAA)     | 0-1          | 13.94       | 12         | 0         | 0        | 0        | 0         | 10.1         | 16         | 17         | 16         | 1         | 8          | 18         |
|                                | 2019 Totals (AA/AAA) | 2-7          | 4.72        | 48         | 0         | 0        | 0        | 14        | 55.1         | 54         | 37         | 29         | 3         | 34         | 77         |
| <b>MiLB Totals (5 seasons)</b> |                      | <b>16-29</b> | <b>4.41</b> | <b>117</b> | <b>62</b> | <b>0</b> | <b>0</b> | <b>14</b> | <b>373.1</b> | <b>397</b> | <b>229</b> | <b>183</b> | <b>19</b> | <b>161</b> | <b>354</b> |

- over 12.1 IP with three walks, all relief outings
- Named to AFL Fall Stars Game, allowing a pair of hits before striking out Vladimir Guerrero Jr. to end 6th; Retired two batters in the 7th and touched 102 mph twice
- Rated by Jim Callis/MLB.com as having "Best Slider" in Fall Stars Game
- Named Arizona Fall League All-Prospect Team
- Add to the Giants' 40-man roster on 11/20 ahead of Rule 5 Draft
- Ranked as No. 19 Giants prospect by MLB.com and No. 12 by *Baseball America*
- Rated "Best Fastball" in Giants system by *Baseball America*

### 2017:

- Spent entire season with Single-A Augusta, working in starting rotation until final four outings in first year at full-season level
- One of 81 pitchers who reached 100 mph in 2017 according to *Baseball America*
- Set new career highs in innings pitched (99.1) and strikeouts (89)
- Went 1-3, 2.80 ERA in home games compared to 2-8, 5.20 ERA in road games
- Went 0-1 with 113 ERA (2 ER/16 IP) over 3 GS from 4/15-4/28
- Despite posting a 3.79 ERA in first 8 GS, began season 0-5 before picking up first win on 6/7 vs. ROM
- Set career high with 71 IP on 6/7 vs. ROM in first win of 2019
- Allowed career high 11 R (7 ER) on 6/13 @ ROM
- Set season high with 8 SP on 6/30 @ CSC
- Went 2-0 with a 2.78 REA in four July starts with 17 SO in 22.2 IP
- Did not allow a run in final three outings totaling 5.2 IP
- Ranked as No. 20 Giants prospect by MLB.com and No. 14 by *Baseball America*

### 2016

- Spent entire season with short-season Salem-Keizer as a starter
- Led Volcanoes in wins (5), IP (67.1) and SO (55)
- Made stateside debut on 6/20 @ BOI (6.0 IP, 3 H, 1 R, 0 ER, 6 SO)
- Season-high 7 SO on 8/30 @ VAN in only outing with 0 BB
- Ranked as No. 17 Giants prospect by *Baseball America*
- Ranked as No. 18 prospect in Northwest League by *Baseball America*

### 2015

- Spent entire season with DSL Giants
- Made professional debut on 6/3 vs. DSL DOD (3.0 IP, 3 R, 3 SO)
- Worked first scoreless outing on 6/15 vs. DSL NYY1 (5.0 IP, 5 H, 0 BB, 6 SO) in first professional win

ORGANIZATION

2021 FLYING SQUIRELS

HISTORY & RECORDS

DOUBLE-A NORTHEAST

GIANTS ORGANIZATION

GENERAL INFORMATION

# DANIEL ÁLVAREZ | RIGHT-HANDED PITCHER



ORGANIZATION

2021 FLYING SQUIRRELS

HISTORY & RECORDS

DOUBLE-A NORTHEAST

GIANTS ORGANIZATION

GENERAL INFORMATION



**HEIGHT** | **WEIGHT** | **BATS** | **THROWS**  
6-2 | 264 | Right | Right

**BORN:** June 28, 1996  
**BIRTHPLACE:** Barquisimeto, Venezuela  
**AGE:** 24 (Turns 25 on June 28)  
**ACQUIRED:** Signed as a Minor League Free Agent (Nov. 16, 2020)



## CAREER HIGHS

**IP (START):** 7.0, 3x, last – 8/26/17 (SI @ BRK)  
**IP (RELIEF):** 7.1, 7/24/17 (SI vs. LOW)  
**RUNS ALLOWED:** 7, 9/1/17 (SI vs. CT)

**WALKS:** 4, 5x, last – 7/18/17 (ST @ BRK)  
**STRIKEOUTS:** 10, 8/20/17 (SI vs. LOW)  
**MOST HITS ALLOWED:** 9, 2x, last – 9/1/17 (SI vs. CT)

**AWARDS & ACCOLADES**  
2019 Eastern League Mid-Season All-Star (Trenton)

### FUNN FACTS

- Daniel Eduardo Álvarez
- Pitched for Team Spain in the WBC qualifier prior to the 2016 season
- Entering first season with Giants organization after spending the previous six with the New York Yankees
- Throws a four-seam fastball, cutter, curveball and changeup

### CAREER TRANSACTIONS

- Signed by the New York Yankees as an international free agent on March 14, 2014
- Signed by the San Francisco Giants as a minor league free agent on November 16, 2020

### 2019

- Spent most of the season with Double-A Trenton
- Began season with Double-A Trenton
- Assigned to Triple-A Scranton/Wilkes-Barre and threw 0.2 scoreless innings in Triple-A debut on 4/25 @ ROC
- Assigned to Double-A Trenton on 4/26
- Selected as an Eastern League Mid-Season All-Star
- Pitched one inning in the Eastern League All-Star Game at The Diamond, allowing on unearned run and striking out three
- Finished the regular season ranked fourth in the Eastern League with 46 appearances and fourth with 21 saves
- Pitched final inning in the 2019 Eastern League Championship Series on 9/13 @ BOW to clinch EL title for Trenton

### 2018

- Split the season between short-season Staten Island and Single-A Charleston as a reliever
- Began season with Staten Island in the New York-Penn League
- Earned first professional save on 7/11 vs. MV, striking out five over 2.0 scoreless innings
- Followed with second save in next outing on 7/14 vs. WV
- Promoted to Single-A Charleston on 7/20
- Made full-season league debut on 7/20 @ ROM with a scoreless inning
- Pitched 10 consecutive scoreless appearances across two levels from 6/29-8/2 (16.0 IP)
- Did not allow a run in final seven outings of the season from 8/16-9/3 (9.1 IP) and held opposing batters to a .103 BA

| YR                             | CLUB                       | W-L          | ERA         | G          | GS        | CG       | SHO      | SV        | IP           | H          | R          | ER        | HR        | BB         | SO         |
|--------------------------------|----------------------------|--------------|-------------|------------|-----------|----------|----------|-----------|--------------|------------|------------|-----------|-----------|------------|------------|
| 14                             | DSL Yankees 2 (F-Rk.)      | 4-1          | 4.55        | 13         | 0         | 0        | 0        | 0         | 27.2         | 18         | 18         | 14        | 3         | 23         | 25         |
| 15                             | GCL Yankees (Rk.)          | 0-0          | 1.93        | 1          | 0         | 0        | 0        | 0         | 4.2          | 4          | 1          | 1         | 1         | 2          | 7          |
|                                | DSL Yankees 2 (F-Rk.)      | 3-2          | 2.48        | 15         | 13        | 0        | 0        | 0         | 58.0         | 44         | 23         | 16        | 1         | 20         | 62         |
|                                | 2015 Totals (Rk./F-Rk.)    | 3-2          | 2.44        | 16         | 13        | 0        | 0        | 0         | 62.2         | 48         | 24         | 17        | 2         | 22         | 69         |
| 16                             | Pulaski (Rk.-Adv.)         | 1-0          | 0.00        | 1          | 1         | 0        | 0        | 0         | 5.0          | 1          | 0          | 0         | 0         | 2          | 1          |
|                                | GCL Yankees (Rk.)          | 5-1          | 1.74        | 11         | 9         | 0        | 0        | 0         | 57.0         | 51         | 18         | 11        | 0         | 13         | 48         |
|                                | 2016 Totals (Rk./Rk.-Adv.) | 6-1          | 1.60        | 12         | 10        | 0        | 0        | 0         | 62.0         | 52         | 18         | 11        | 0         | 15         | 49         |
| 17                             | Staten Island (A-)         | 3-4          | 4.16        | 13         | 12        | 0        | 0        | 0         | 71.1         | 64         | 39         | 33        | 6         | 19         | 73         |
| 18                             | Staten Island (A-)         | 1-0          | 1.93        | 9          | 0         | 0        | 0        | 2         | 14.0         | 12         | 4          | 3         | 1         | 3          | 28         |
|                                | Charleston (A)             | 2-2          | 0.87        | 14         | 0         | 0        | 0        | 2         | 20.2         | 12         | 4          | 2         | 0         | 5          | 25         |
|                                | 2018 Totals (A-/A)         | 3-2          | 1.30        | 23         | 0         | 0        | 0        | 4         | 34.2         | 24         | 8          | 5         | 1         | 8          | 53         |
| 19                             | Trenton (AA)               | 7-2          | 2.31        | 46         | 0         | 0        | 0        | 21        | 58.1         | 41         | 17         | 15        | 4         | 23         | 76         |
|                                | Scranton/Wilkes-Barre(AAA) | 0-0          | 0.00        | 1          | 0         | 0        | 0        | 0         | 0.2          | 0          | 0          | 0         | 0         | 0          | 0          |
|                                | 2019 Totals (AA/AAA)       | 7-2          | 2.29        | 47         | 0         | 0        | 0        | 21        | 59.0         | 41         | 17         | 15        | 4         | 23         | 76         |
| <b>MilB Totals (6 seasons)</b> |                            | <b>26-12</b> | <b>2.69</b> | <b>124</b> | <b>35</b> | <b>0</b> | <b>0</b> | <b>25</b> | <b>317.1</b> | <b>247</b> | <b>124</b> | <b>95</b> | <b>16</b> | <b>110</b> | <b>345</b> |

# LUIS AMAYA | LEFT-HANDED PITCHER



**HEIGHT** | **WEIGHT** | **BATS** | **THROWS**  
5-11 | 160 | Left | Left

**BORN:** August 26, 1998  
**BIRTHPLACE:** Punto Fijio, Venezuela  
**AGE:** 22 (Turns 23 on August 26)  
**ACQUIRED:** International Free Agent (December 15, 2014)



## CAREER HIGHS

**IP (START):** --  
**IP (RELIEF):** 4.1, 5/19/19 (AUG @ CSC)  
**RUNS ALLOWED:** 6, 6/30/18 (AZL GIB vs. AZL ATH)

**WALKS:** 3, 3x, last - 8/1/18 (AZL GIB @ AZL DIA)  
**STRIKEOUTS:** 6, 2x, last - 8/1/18 (AZL GIB @ AZL DIA)  
**MOST HITS ALLOWED:** 5, 4x, last - 5/24/19 (AUG vs. ROM)

### FUNN FACTS

- Luis Anthony Amaya
- Pitched for Leonel del Caracas of the Venezuelan Winter League during the 2020-21 winter, going 1-0 with a 4.61 ERA in 14 appearances

### CAREER TRANSACTIONS

- Signed by the San Francisco Giants as an international free agent on December 15, 2014

### 2019

- Began season in extended spring training
- Assigned to Single-A Augusta GreenJackets on 4/26
- Picked up win in season debut on 5/1 vs. LEX
- Worked eight straight scoreless outings from 6/16-7/16, spanning 11.1 innings
- Promoted to A-Adv. San Jose Giants on 7/17
- Made California League debut on 7/18 vs. RC and tossed 2.0 scoreless, hitless innings
- Closed season with five straight scoreless appearances, totaling 9.2 innings with 10 strikeouts
- Placed on 7-day injured list on 8/12 and missed remainder of the season

### 2018

- Spent entire season with rookie-level AZL Giants
- Allowed career-high six runs and recorded one out on 6/30 vs. AZL Athletics

### 2017

- Did not pitch

| YR | CLUB                           | W-L         | ERA         | G         | GS       | CG       | SHO      | SV       | IP           | H         | R         | ER        | HR       | BB        | SO         |
|----|--------------------------------|-------------|-------------|-----------|----------|----------|----------|----------|--------------|-----------|-----------|-----------|----------|-----------|------------|
| 15 | DSL Giants (F-Rk.)             | 4-1         | 1.77        | 20        | 0        | 0        | 0        | 6        | 45.2         | 34        | 12        | 9         | 1        | 24        | 50         |
| 16 | AZL Giants (Rk.)               | 1-0         | 3.68        | 5         | 0        | 0        | 0        | 1        | 7.1          | 9         | 3         | 3         | 0        | 3         | 7          |
| 17 |                                |             |             |           |          |          |          |          |              |           |           |           |          |           |            |
| 18 | AZL Giants Black (Rk.)         | 2-0         | 5.40        | 16        | 0        | 0        | 0        | 1        | 21.2         | 19        | 13        | 13        | 0        | 15        | 27         |
| 19 | Augusta (A)                    | 4-1         | 1.95        | 19        | 0        | 0        | 0        | 0        | 32.1         | 21        | 9         | 7         | 0        | 13        | 35         |
|    | San Jose (A+)                  | 1-0         | 1.26        | 8         | 0        | 0        | 0        | 1        | 14.1         | 10        | 2         | 2         | 0        | 3         | 16         |
|    | 2019 Totals (A/A+)             | 5-1         | 1.74        | 27        | 0        | 0        | 0        | 1        | 46.2         | 31        | 11        | 9         | 0        | 16        | 51         |
|    | <b>MiLB Totals (4 seasons)</b> | <b>12-2</b> | <b>2.52</b> | <b>68</b> | <b>0</b> | <b>0</b> | <b>0</b> | <b>9</b> | <b>121.1</b> | <b>93</b> | <b>39</b> | <b>34</b> | <b>1</b> | <b>58</b> | <b>135</b> |

## ALL-TIME RICHMOND PROFESSIONAL BASEBALL NO-HITTERS

| DATE          | PITCHER(S)                 | TEAM             | OPPONENT               | LEAGUE         | SCORE | INNINGS |
|---------------|----------------------------|------------------|------------------------|----------------|-------|---------|
| June 26, 1884 | Ed Dugan                   | Virginias        | Newark Domestics       | Eastern        | 9-1   | 8       |
| Sept. 7, 1895 | Jesse Tannehill            | Bluebirds        | Roanoke Magicians      | Virginia State | 10-0  | 9       |
| Aug. 15, 1898 | Tully Sparks               | Bluebirds        | Newark Colts           | Atlantic       | 6-0   | 9       |
| July 13, 1906 | Frank Still                | Colts            | Roanoke Tigers         | Virginia       | 2-0   | 9       |
| Sept. 1, 1906 | Michael Cassidy            | Colts            | Portsmouth Truckers    | Virginia       | 1-0   | 10      |
| Aug. 28, 1908 | Jack Quinn                 | Colts            | Norfolk Tars           | Virginia       | 4-0   | 9       |
| June 25, 1913 | Harry Griffin              | Colts            | at Roanoke Tigers      | Virginia       | 4-0   | 6       |
| July 24, 1931 | Jimmy Pattison             | Byrds            | Springfield Ponies     | Eastern        | 5-0   | 9       |
| June 19, 1940 | Jim Bivin                  | Colts            | at Durham Bulls        | Piedmont       | 10-0  | 9       |
| June 5, 1943  | Julian Acosta              | Colts            | Portsmouth Cubs        | Piedmont       | 8-0   | 9       |
| June 14, 1951 | Robert Ennis               | Colts            | at Lynchburg Cardinals | Piedmont       | 7-0   | 9       |
| May 12, 1962  | Al Downing                 | Virginians       | Syracuse Chiefs        | International  | 4-0   | 9       |
| June 1, 1977  | Mickey Mahler              | Braves           | Toledo Mud Hens        | International  | 7-0   | 9       |
| June 27, 1989 | Charlie Puleo/Steve Ziem   | Braves           | at Oklahoma City 89ers | International  | 3-0   | 9       |
| May 3, 1992   | Pete Smith*                | Braves           | at Rochester Red Wings | International  | 1-0   | 7       |
| April 5, 2013 | Jack Snodgrass/Daryl Maday | Flying Squirrels | New Britain Rock Cats  | Eastern        | 1-0   | 7       |

\* = Perfect Game



# ANDRES ANGULO | CATCHER



**HEIGHT** | **WEIGHT** | **BATS** | **THROWS**  
5-10 | 181 | Right | Right

**BORN:** September 5, 1997  
**BIRTHPLACE:** Cali, Colombia  
**AGE:** 23 (Turns 24 on September 5)  
**ACQUIRED:** International Free Agent (August 26, 2014)



## CAREER HIGHS

**HITS:** 5, 7/16/18 (AZL GIO vs. AZL IND1)  
**RUNS:** 2, 16x, last - 6/27/19 (AUG vs. LEX)  
**HOME RUNS:** 1, 7x, last - 8/25/19 (AUG vs. LEX)

**RBI:** 5, 8/16/16 (DSL GSI vs. DSL DB)  
**STOLEN BASES:** 1, 16x, last - 6/30/19 (AUG vs. LEX)  
**HITTING STREAK:** 10 games, 7/28/18-8/17/18

### FUNN FACTS

- Andres Santiago Angulo
- Played for, Vaqueros de Montería, which represented Colombia, in the Caribbean Series in from February 1-7, 2020 in San Juan, Puerto Rico at Estadio Hiram Bithorn, the first time Colombia participated in the 50-year history of the event

### CAREER TRANSACTIONS

- Signed by the San Francisco Giants as an international free agent on August 26, 2014

### 2019

- Spent entire season with Single-A Augusta GreenJackets
- Made full-season debut on 4/4 @ ASH, going 1-for-5 with two RBIs
- Picked off two runners at first base, both in the fifth inning, on 4/9 @ GVL
- Played career-high 73 games

### 2018

- Spent entire season with rookie-level AZL Giants Orange
- Started season 0-for-11 at the plate before breaking out with two hits and a walk on 7/1 @ AZL Cubs
- Set career high with five hits on 7/16 vs. AZL Indians 1, going 5-for-5 with two doubles, two RBIs and two runs scored
- Went on a career-high 10-game hitting streak from 7/28-8/17, during which he hit .421 (16-for-38) with six doubles and 10 RBIs

### 2017

- Spent entire season with rookie-level AZL Giants
- Made stateside debut on 6/25 vs. AZL Angels as a defensive replacement
- Went 2-for-5 with a double, a triple, a run scored and four RBIs on 7/5 @ AZL Indians
- Saw action in 17 games

### 2016

- Spent entire season with rookie-level DSL Giants
- Set new career high with four RBIs, adding two hits in a double, in season debut on 6/6 vs. DSL Rojos
- Posted a seven-game hitting streak from 8/10-8/19, during which he hit .423 (11-for-26) with one homer and 10 RBIs

### 2015

- Spent entire season with rookie-level DSL Giants
- Made professional debut on 5/30 vs. DSL Twins and went 1-for-3 with an RBI
- Hit first professional home run on 6/9 vs. DSL Mariners 1



| YR                             | CLUB                    | G          | AB         | R         | H          | 2B        | 3B       | HR       | RBI       | BB        | SO         | SB        | AVG.        |
|--------------------------------|-------------------------|------------|------------|-----------|------------|-----------|----------|----------|-----------|-----------|------------|-----------|-------------|
| 15                             | DSL Giants (F-Rk.)      | 28         | 87         | 15        | 23         | 3         | 0        | 2        | 13        | 6         | 15         | 5         | .264        |
| 16                             | DSL Giants (F-Rk.)      | 45         | 117        | 15        | 27         | 5         | 0        | 1        | 21        | 17        | 12         | 6         | .231        |
| 17                             | AZL Giants (Rk.)        | 17         | 56         | 9         | 13         | 3         | 1        | 1        | 8         | 2         | 12         | 1         | .232        |
| 18                             | AZL Giants Orange (Rk.) | 25         | 78         | 14        | 27         | 10        | 0        | 0        | 14        | 7         | 24         | 3         | .346        |
| 19                             | Augusta (A)             | 73         | 252        | 22        | 53         | 10        | 1        | 3        | 20        | 14        | 67         | 1         | .210        |
| <b>MiLB Totals (5 seasons)</b> |                         | <b>188</b> | <b>590</b> | <b>75</b> | <b>143</b> | <b>31</b> | <b>2</b> | <b>7</b> | <b>76</b> | <b>46</b> | <b>130</b> | <b>16</b> | <b>.242</b> |

ORGANIZATION

2021 FLYING SQUIRRELS

HISTORY & RECORDS

DOUBLE-A NORTHEAST

GIANTS ORGANIZATION

GENERAL INFORMATION

# PATRICK BAILEY | CATCHER

ORGANIZATION

2021 FLYING SQUIRRELS

HISTORY & RECORDS

DOUBLE-A NORTHEAST

GIANTS ORGANIZATION

GENERAL INFORMATION



**HEIGHT** 6-0 | **WEIGHT** 205 | **BATS** Switch | **THROWS** Right

**BORN:** May 29, 1999  
**BIRTHPLACE:** Greensboro, N.C.  
**AGE:** 21 (Turns 22 on May 29)  
**ACQUIRED:** 1st Round (13th overall) - 2020  
**SCHOOL:** NC State



## CAREER HIGHS

**HITS:** --  
**RUNS:** --  
**HOME RUNS:** --

**RBI:** --  
**STOLEN BASES:** --  
**HITTING STRIKE:** --

### FUNN FACTS

- Enters the 2021 season rated by MLB.com as the Giants' No. 7 prospect and rated No. 6 Giants prospect by *Baseball America*
- Attended Wesleyan Christian Academy in High Point, N.C., which also produced Padres outfielder Wil Myers, New York Knicks guard/forward Theo Pinson, Oklahoma City Thunder forward Jaylen Hoard and Portland Trail Blazers center/forward Harry Giles
- Batted .402 with three homers and 30 RBIs during 2016 junior season
- Played for the USA Baseball 18U team in the fall of 2016
- Hit .510 with five home runs and 33 RBIs in 28 games to help lead WCA to its second straight North Carolina independent schools state title during senior season in 2017
- Rated by *Baseball America* as the No. 299 prospect in the 2017 MLB Draft
- Teammate of fellow Giants minor leaguers LHP Nick Swiney and INF Will Wilson at NC State
- Selected for the USA Baseball Collegiate National Team twice during college career at NC State
- Nicknamed "Patty Barrels" by his college teammates
- Resides in Holly Springs, N.C.
- Looked up to Yadier Molina growing up
- Worked with former MLB and UNC pitcher Scott Bankhead at the North Carolina Baseball Academy in Greensboro with an emphasis on catching beginning in middle school, where he would often catch local college pitchers
- Began switch-hitting at age 11
- Favorite off-field hobby is golf
- Married his wife, Leigha, in 2020
- Spent 2020 at the Giants' alternate training site and also appeared in the instructional league in the fall of 2020

### CAREER TRANSACTIONS

- Selected by the Minnesota Twins in the 37th round of the 2017 MLB Draft out of Wesleyan Christian Academy but did not sign
- Selected by the San Francisco Giants in the first round of the 2020 MLB Draft (13th overall) out of NC State

### COLLEGE

- Attended NC State
- Selected as ACC Freshman of the Year, Second-Team All-

- ACC, Freshman All-America from every publication (First-Team D1Baseball, NCBWA & Perfect Game, Collegiate Baseball), ABCA All-Region Team during freshman season in 2018, during which he hit .321, leading all league freshmen, which was second on the team and 12th in the ACC
- Set NC State freshman record with 13 home runs, the most by an ACC freshman in 2018
- Became the first player in NC State history to homer from both sides of the plate in a single game when he accomplished the feat against William & Mary in 2018
- Named All-ACC First Team, ABCA Atlantic All-Region Team and Third-Team Collegiate Baseball All-American during 2019 sophomore season
- One of 14 semifinalists for the Buster Posey Award in 2019, honoring the nation's top catcher
- Named to USA Baseball Collegiate National Team roster in 2019
- Played 17 games and made 16 starts during pandemic-shortened junior season in 2020
- Hit three grand slams in 2020, one shy of the program record, all during an 11-day span
- Homered from both sides of the plate in a single game on 2/28/20 vs. Iowa, the second time he accomplished the feat in his collegiate career
- Posted a 12.8 percent walk rate for his collegiate career



| YR                  | CLUB | G | AB | R | H | 2B | 3B | HR | RBI | BB | SO | SB | AVG. |
|---------------------|------|---|----|---|---|----|----|----|-----|----|----|----|------|
| - No Games Played - |      |   |    |   |   |    |    |    |     |    |    |    |      |

## HIGHEST DRAFT PICKS IN FLYING SQUIRRELS HISTORY

| PLAYER                | OVERALL | YEAR | TEAM    | PLAYER                 | OVERALL | YEAR | TEAM    |
|-----------------------|---------|------|---------|------------------------|---------|------|---------|
| Joey Bart.....        | 2       | 2018 | Giants  | Levi Michael.....      | 30      | 2011 | Twins   |
| Tyler Beede.....      | 14      | 2014 | Giants  | Chris Shaw.....        | 31      | 2015 | Giants  |
| Heliot Ramos.....     | 19      | 2017 | Giants  | Nick Noonan.....       | 32      | 2007 | Giants  |
| Chris Stratton.....   | 20      | 2012 | Giants  | Craig Whitaker.....    | 34      | 2003 | Giants  |
| Michael Main.....     | 24      | 2007 | Rangers | Matt Lipka.....        | 35      | 2010 | Braves  |
| Gary Brown.....       | 24      | 2010 | Giants  | Conor Gillaspie.....   | 37      | 2008 | Giants  |
| Matt Cain.....        | 25      | 2002 | Giants  | Jackson Williams.....  | 43      | 2007 | Giants  |
| Christian Arroyo..... | 25      | 2013 | Giants  | Sean Hjelte.....       | 45      | 2018 | Giants  |
| Wendell Fairley.....  | 29      | 2007 | Giants  | Kyle Crick.....        | 49      | 2011 | Giants  |
| Joe Panik.....        | 29      | 2011 | Giants  | Vic Black.....         | 49      | 2009 | Pirates |
| Slade Heathcott.....  | 29      | 2009 | Yankees | Charlie Culberson..... | 51      | 2007 | Giants  |

# SOLOMON BATES | RIGHT-HANDED PITCHER



**HEIGHT** | **WEIGHT** | **BATS** | **THROWS**  
6-2 | 210 | Right | Right

**BORN:** March 16, 1997  
**BIRTHPLACE:** Victorville, Calif.  
**AGE:** 24  
**ACQUIRED:** 8th Round - 2018  
**SCHOOL:** University of Southern California



## CAREER HIGHS

**IP (START):** --  
**IP (RELIEF):** 4.0, 8/16/18 (SK @ BOI)  
**RUNS ALLOWED:** 4, 2x, last - 8/9/18 (SK vs. VAN)

**WALKS:** 4, 7/16/18 (SK @ EUG)  
**STRIKEOUTS:** 8, 7/27/18 (SK vs. EVE)  
**MOST HITS ALLOWED:** 5, 8/16/18 (SK @ BOI)

### FUNN FACTS

- Solomon Daveion Bates
- Throws a fastball, changeup and curveball
- Attended Oak Hills High School in Victorville, Calif.
- Four-year First-Team All-CIF selection
- Helped team to 2013 CIF championship
- Played in the 2014 USA Baseball Tournament of Stars alongside Orioles 3B Ryan Mountcastle, Astros OF Kyle Tucker and Kansas City Chiefs QB Kyle Murray
- Posted a .431 batting average during 2015 senior season and was selected as team MVP and Most Valuable Pitcher while setting the school's home run record

### CAREER TRANSACTIONS

- Selected by the San Francisco Giants in the 8th round (226th overall) of the 2018 MLB Draft out of the University of Southern California

### 2019

- Began season with Single-A Augusta GreenJackets
- Made full-season debut in relief on 4/6 @ ASH and allowed one run over 2.1 innings
- Earned first win of the season on 4/10 @ GVL with 1.1 scoreless innings
- Promoted to A-Adv. San Jose Giants on 5/22
- Placed on the 7-day IL on 6/25 retro to 6/24
- Began rehab assignment with AZL Giants Orange on 8/24
- Made one Arizona League rehab appearance on 8/24 vs. ASGR and pitched a scoreless inning
- Reinstated from 7-day IL on 8/30
- Made one appearance following IL stint on 8/31 vs. STK and matched season-high with three runs allowed (two earned)

### 2018

- Spent entire season with short-season Salem-Keizer Volcanoes
- Made professional debut on 6/19 vs. TRI and picked up first professional win after tossing 2.0 scoreless innings with four strikeouts
- Worked career-high 4.0 innings on 8/16 @ BOI and allowed one run with five strikeouts

### COLLEGE

- Attended the University of Southern California
- Pitched for the Newark Pilots of the Perfect Game Collegiate Baseball League in the summer of 2016
- Appeared in 20 games as a sophomore in 2017 and finished with a 4.50 ERA, which was third-best on the team
- Two-way player in the California Collegiate League in the summer of 2017
- Transitioned to starting rotation midway through 2018 junior season
- Led starters with a 3.14 ERA in 2018
- Selected All-Pac-12 Honorable Mention in 2018 after finishing sixth in the conference in WHIP (1.07) and seventh in H/9 IP (7.22) while leading Trojans in strikeouts (79), wins (6) and BAA (.218)



| YR | CLUB                           | W-L         | ERA         | G         | GS       | CG       | SHO      | SV       | IP          | H         | R         | ER        | HR       | BB        | SO         |
|----|--------------------------------|-------------|-------------|-----------|----------|----------|----------|----------|-------------|-----------|-----------|-----------|----------|-----------|------------|
| 18 | Salem-Keizer (A-)              | 6-0         | 4.88        | 13        | 0        | 0        | 0        | 0        | 27.2        | 26        | 17        | 15        | 2        | 14        | 45         |
| 19 | AZL Giants Orange (Rk.)        | 0-0         | 0           | 1         | 0        | 0        | 0        | 0        | 1.0         | 0         | 0         | 0         | 0        | 0         | 2          |
|    | Augusta (A)                    | 4-3         | 3.81        | 13        | 0        | 0        | 0        | 0        | 26.0        | 29        | 12        | 11        | 4        | 3         | 41         |
|    | San Jose (A+)                  | 1-0         | 4.41        | 9         | 0        | 0        | 0        | 0        | 16.1        | 16        | 9         | 8         | 1        | 7         | 17         |
|    | <b>2019 Totals (Rk./A/A+)</b>  | <b>5-3</b>  | <b>3.95</b> | <b>23</b> | <b>0</b> | <b>0</b> | <b>0</b> | <b>0</b> | <b>43.1</b> | <b>45</b> | <b>21</b> | <b>19</b> | <b>5</b> | <b>10</b> | <b>60</b>  |
|    | <b>MiLB Totals (2 seasons)</b> | <b>11-3</b> | <b>4.31</b> | <b>36</b> | <b>0</b> | <b>0</b> | <b>0</b> | <b>0</b> | <b>71.0</b> | <b>71</b> | <b>38</b> | <b>34</b> | <b>7</b> | <b>24</b> | <b>105</b> |

ORGANIZATION

2021 FLYING SQUIRRELS

HISTORY & RECORDS

DOUBLE-A NORTHEAST

GIANTS ORGANIZATION

GENERAL INFORMATION



# TRISTAN BECK | RIGHT-HANDED PITCHER

ORGANIZATION

2021 FLYING SQUIRRELS

HISTORY & RECORDS

DOUBLE-A NORTHEAST

GIANTS ORGANIZATION

GENERAL INFORMATION



|                      |                      |                      |                        |
|----------------------|----------------------|----------------------|------------------------|
| <b>HEIGHT</b><br>6-3 | <b>WEIGHT</b><br>180 | <b>BATS</b><br>Right | <b>THROWS</b><br>Right |
|----------------------|----------------------|----------------------|------------------------|

**BORN:** June 24, 1996  
**BIRTHPLACE:** Corona, Calif.  
**AGE:** 24 (Turns 25 on June 24)  
**ACQUIRED:** Traded from Atlanta Braves (July 31, 2019)  
**SCHOOL:** Stanford University



## CAREER HIGHS

**IP (START):** 7.0, 9/2/19 (SJ vs. STK)  
**IP (RELIEF):** 2.0, 8/11/19 (GCL BRA @ GCL PHE)  
**RUNS ALLOWED:** 7, 7/26/19 (FLO vs. DBT)

**WALKS:** 4, 8/28/19 (SJ vs. VIS)  
**STRIKEOUTS:** 11, 7/1/19 (GCL BRA vs. GCL PIR)  
**MOST HITS ALLOWED:** 9, 7/26/19 (FLO vs. DBT)

### FUNN FACTS

- Tristan Robert Beck
- Throws a four-seam fastball, sinker, changeup, curveball and slider
- Attended Corona High School in Corona, Calif. where he was a two-year team captain
- Threw two no-hitters for the Panthers and a 10-inning one-hitter in high school against Arlington (10 IP, 1 H, 0 R, 3 BB, 14 SO)
- 2015 Corona High School Male Athlete of the Year and First-Team All-Section and All-State selection
- Went 7-1 with a 0.65 ERA, 82 strikeouts and 65 innings of work as a senior in 2015
- Three-time all-conference in high school
- Two-year starting quarterback
- Rated by MLB.com as the No. 70 prospect in the 2015 MLB Draft
- Announced hours prior to 2015 MLB Draft that he would not sign if selected and would honor his commitment to Stanford
- Grew up a fan of the Stanford Cardinal, the alma mater of his mother, Lucy, and sister, Megan
- Father was a San Diego Padres fan and his mother was a San Francisco Giants fan, so they compromised to be a family of Los Angeles Angels fans
- Enters 2021 rated by *Baseball America* as the Giants' No. 12 prospect and No. 20 by MLB.com

### CAREER TRANSACTIONS

- Selected by the Milwaukee Brewers in the 34th round of the 2015 MLB Draft out of Corona (Calif) High School but did not sign
- Selected by the New York Yankees in the 29th round of the 2017 MLB Draft out of Stanford University but did not sign
- Selected by the Atlanta Braves in the fourth round of the 2018 MLB Draft out of Stanford University and signed on 6/29/18
- Traded from the Atlanta Braves to the San Francisco Giants on July 31, 2019 along with RHP Daniel Winkler for RHP Mark Melancon

### 2019

- Began season with A-Adv. Florida Fire Frogs
- Placed on 7-day injured list on 4/27 (oblique)
- Began a rehab assignment with the GCL Braves on 6/26 vs. GCL RSX and threw 4.2 scoreless innings
- Set career high with 11 strikeouts over 4.1 innings on 7/1 vs. GCL Pirates
- Reinstated from the 7-day injured list on 7/3
- Tossed then-career-high 6.2 scoreless innings with eight strikeouts in win on 7/13 @ CLR (G2)
- Allowed 12 R (11 ER) in final two starts for Braves organization on 7/19 vs FTM and 7/26 vs. DBT
- Traded to the San Francisco Giants at the trade deadline on 7/31 along with RHP Daniel Winkler for RHP Mark Melancon
- Rated as the Braves' No. 17 prospect by MLB.com at the time of the trade

- Assigned to A-Adv. San Jose Giants on 8/2
- Made Giants organization debut on 8/4 @ IE and allowed one run over 5.2 innings
- Pitched career-high 7.0 innings in final outing of season, allowing one run with six strikeouts on 9/2 vs. STK
- Went 3-0 with a 0.47 ERA (1 ER/19.0 IP/17 SO) in final three regular-season starts of 2019
- Pitched for the Scottsdale Scorpions of the Arizona Fall League and went 1-2 with a 3.63 ERA in six starts (23 SO/22.1 IP)



### 2018

- Made three appearances in the Gulf Coast League
- Made professional debut on 8/8 @ GCL BLU as starting pitcher and worked one scoreless inning with two strikeouts

### COLLEGE

- Attended Stanford University, just over six hours away from his hometown of Corona
- Third freshman in Stanford program history to start on opening day, joining Mike Mussina and Cal Quantrill
- Led Cardinal starters his freshman year (2016) in ERA (2.48) and strikeouts (76), and ranked top-10 within the Pac-12 in each category.
- Pac-12 Pitcher of the Week (Feb. 23) his freshman year (2016)
- Did not pitch his sophomore year (2017) due to a stress fracture in his back
- 2017 Golden Spikes Award preseason watch list, Preseason First-Team Perfect Game All-American, Preseason Second-Team *Baseball America* & *College Sports Madness* All-American, Preseason Second-Team D1Baseball All-American and Preseason Third-Team Collegiate Baseball All-American
- Started opening day of his junior year (2018), going 6.0 innings with five strikeouts, one walk, four hits and a run against Cal State-Fullerton, his first start in 630 days after missing all of 2017
- All-Pac-12, Pac-12 Pitcher of the Week for 6/6, Pac-12 Pitcher of the Week for 2/20, Third Team Perfect Game preseason All-American in 2018 junior season
- Played one season at Stanford with his younger brother, Brendan

| YR | CLUB                    | W-L | ERA  | G  | GS | CG | SHO | SV | IP   | H  | R  | ER | HR | BB | SO |
|----|-------------------------|-----|------|----|----|----|-----|----|------|----|----|----|----|----|----|
| 18 | GCL Braves (Rk.)        | 0-0 | 0.00 | 3  | 1  | 0  | 0   | 0  | 4.2  | 4  | 0  | 0  | 0  | 2  | 7  |
| 19 | GCL Braves (Rk.)        | 0-0 | 4.00 | 2  | 2  | 0  | 0   | 0  | 9.0  | 9  | 6  | 4  | 0  | 4  | 14 |
|    | Florida (A+)            | 2-2 | 5.65 | 8  | 8  | 0  | 0   | 0  | 36.2 | 45 | 25 | 23 | 2  | 14 | 39 |
|    | San Jose (A+)           | 3-2 | 2.27 | 6  | 6  | 0  | 0   | 0  | 35.2 | 33 | 9  | 9  | 1  | 13 | 37 |
|    | 2019 Totals (Rk./A+)    | 5-4 | 3.98 | 16 | 16 | 0  | 0   | 0  | 81.1 | 87 | 40 | 36 | 3  | 31 | 90 |
|    | MiLB Totals (2 seasons) | 5-4 | 3.77 | 19 | 17 | 0  | 0   | 0  | 86.0 | 91 | 40 | 36 | 3  | 33 | 97 |

# HUNTER BISHOP | OUTFIELDER



**HEIGHT** | **WEIGHT** | **BATS** | **THROWS**  
6-3 | 218 | Left | Right

**BORN:** June 25, 1998  
**BIRTHPLACE:** San Carlos, Calif.  
**AGE:** 22 (Turns 23 on June 25)  
**ACQUIRED:** 1st Round (10th overall) - 2019  
**SCHOOL:** Arizona State University



## CAREER HIGHS

**HITS:** 2, 5x, last – 8/19/19 (SK vs. EVE)  
**RUNS:** 3, 8/18/19 (SK vs. EVE)  
**HOME RUNS:** 1, 5x, last – 8/18/19 (SK vs. EVE)

**RBI:** 3, 8/9/19 (SK vs. HIL)  
**STOLEN BASES:** 1, 5x, last – 8/12/19 (SK @ TRI)  
**HITTING STREAK:** 5 games, 7/29/19-8/3/19

## FUNN FACTS

- Hunter David Bishop
- His brother, Braden, was drafted in the third round by the Seattle Mariners in 2015 out of the University of Washington
- Played against his brother for the first time as a professional during spring training in 2020 in Peoria
- Attended Junipero Serra (Calif.) High School, which also produced former Pirates and Giants outfielder Barry Bonds, NFL quarterback Tom Brady, former All-Star shortstop Jim Fregosi, former San Diego Chargers quarterback Jesse Freitas, former All-Star infielder Gregg Jeffries, former MLB catcher Joe Mnak, Blue Jays pitcher Tom McBrean, former MLB infielder Tony Renda, former NFL head coach, USC head coach and College Football Hall of Fame inductee John Robinson, former MLB pitcher Dan Serafini and Pro Football Hall of Fame inductee Lynn Swann
- Helped lead his high school baseball team to the 2016 WCAL baseball state championship and won the 2015 WCAL state title in football in 2015
- Played in the 2015 Under Armour All-American Game at Wrigley Field along with notable current MLB players Bo Bichette, Dylan Carlson, Carter Kieboom, Taylor Trammell and others
- Selected as a 2015 Under Armour Baseball All-American
- 2016 WCAL Player of the Year
- First-Team WCAL as a wide receiver in football in 2016
- Had committed to play football at the University of Washington as a preferred walk-on before switching his commitment to baseball at Arizona State University
- Enters this season rated by MLB.com as the Giants' No. 4 prospect and No. 6 by *Baseball America*
- Rated by *Baseball America* as the No. 96 prospect in the 2016 MLB Draft
- Rated by *Baseball America* as the No. 7 prospect in the 2019 MLB Draft
- Entered 2020 as MLB.com's No. 71 overall prospect
- Rated by MLB.com as the No. 83 prospect in baseball prior to the 2021 season
- Majored in Sports and Media Studies at Arizona State
- Co-founded the 4MOM Foundation with his brother, Braden, when their mother was diagnosed with early-onset Alzheimer's

- Promoted to short-season Salem-Keizer on 7/17
- Hit a solo home run in his Volcanoes debut on 7/17 vs BOI
- Collected first-career 3-RBI game on 8/9 vs. HIL with a homer among his two hits
- Shut down season on 8/30 while dealing with turf toe
- Rated by *Baseball America* as the No. 3 prospect in the Northwest League following the season



## CAREER TRANSACTIONS

- Selected by the San Diego Padres in the 24th round of the 2016 MLB Draft out of Junipero Serra (Calif.) High School but did not sign
- Selected by the San Francisco Giants in the first round (10th overall) of the 2019 MLB Draft out of Arizona State University

## 2019

- Began season with AZL Giants Orange
- Made professional debut on 7/7 vs. AZL CUB2 and went 1-for-3 with a double
- Hit first professional home run on 7/13 @ RAN
- Walked five times, including once with the bases loaded, in five plate appearances on 7/15 in final game in the Arizona League

## COLLEGE

- Attended Arizona State University
- Hit .301 as a freshman in 2017, which was second on the team, and was tied for second on the team with five home runs en route to a selection as an All-Pac-12 Honorable Mention
- Pac-12 Academic All-Conference selection in 2018 sophomore season
- Named Perfect Game and D1Baseball Midseason Player of the Year and Midseason Golden Spikes Award Semifinalist in 2019 junior season
- Played for the Brewster Whitecaps of the Cape Cod League in the 2016 and 2017 summers

| YR | CLUB                          | G         | AB         | R         | H         | 2B       | 3B       | HR       | RBI       | BB        | SO        | SB       | AVG.        |
|----|-------------------------------|-----------|------------|-----------|-----------|----------|----------|----------|-----------|-----------|-----------|----------|-------------|
| 19 | Salem-Keizer (A-)             | 25        | 85         | 21        | 19        | 1        | 1        | 4        | 9         | 29        | 28        | 6        | .224        |
|    | AZL Giants Orange (Rk.)       | 7         | 20         | 4         | 5         | 3        | 0        | 1        | 3         | 9         | 11        | 2        | .250        |
|    | 2019 Totals (Rk./A-)          | 32        | 105        | 25        | 24        | 4        | 1        | 5        | 12        | 38        | 39        | 8        | .229        |
|    | <b>MiLB Totals (1 season)</b> | <b>32</b> | <b>105</b> | <b>25</b> | <b>24</b> | <b>4</b> | <b>1</b> | <b>5</b> | <b>12</b> | <b>38</b> | <b>39</b> | <b>8</b> | <b>.229</b> |

# ALEXANDER CANARIO | OUTFIELDER



**HEIGHT** 6-0 | **WEIGHT** 212 | **BATS** Right | **THROWS** Right

**BORN:** May 7, 2000  
**BIRTHPLACE:** Monte Cristo, Dominican Republic  
**AGE:** 20 (Turns 21 on May 7)  
**ACQUIRED:** International Free Agent (July 2, 2016)



## CAREER HIGHS

**HITS:** 4, 3x, last – 8/29/19 (SK @ EUG)  
**RUNS:** 4, 2x, last – 7/14/17 (DSL GIA vs. DSL PAD)  
**HOME RUNS:** 2, 2x, last – 6/24/19 (AZL GIO @ AZL ASGR)

**RBI:** 4, 4x, last – 7/8/19 (SK @ EUG)  
**STOLEN BASES:** 3, 7/16/18 (AZL GIB vs. AZL SD1)  
**HITTING STREAK:** 9 games, 7/7/18-7/21/18

## AWARDS & ACCOLADES

2017 *Baseball America* Dominican Summer League All-Star  
 2019 MiLB.com Giants Organizational All-Star  
 2019 *Baseball America* Short-Season All-Star  
 2019 Northwest League Post-Season All-Star (Salem-Keizer)  
 Northwest League Player of the Week (8/4/19)

## FACTS

- Pronounced "cah-NAR-ee-oh"
- Signing scout: Rudy Moretta
- Did not play in 2020 but was part of the Giants' 60-man Player Pool in Summer Camp and spent the remainder of the season in the Alternate Training Camp
- Suffered a dislocated left shoulder during the final week of the 2020 instructional league and underwent surgery to repair a torn labrum
- Enters the 2021 season rated by *Baseball America* as the Giants No. 8 prospect and No. 9 by MLB.com

## CAREER TRANSACTIONS

- Signed by the San Francisco Giants as an international free agent on July 2, 2016
- Contract selected by the San Francisco Giants on November 20, 2020 and added to the 40-man roster



## 2019

- Entered the season rated by *Baseball America* as the Giants' No. 8 prospect
- Began the season with the Arizona League Giants Orange
- Hit .410 (16-for-39) with six home runs, three doubles, one triple and 12 RBIs over first nine games
- Promoted to short-season Salem-Keizer on 7/1
- Hit .244 (20-for-82) over first 22 games in the Northwest League with two homers from 7/1-7/26
- Hit .369 (38-for-103) over next 25 games from 7/28-8/29 with seven homers, 11 doubles and 22 RBIs with a 1.090 OPS
- Finished the season ranked fifth in the Northwest League in batting average (.301), tied for second in home runs (9), third in RBIs (40), ninth in OBP (.365), second in slugging percentage (.539), second in OPS (.904), tied for first in doubles (17), first in extra-base hits (27), fifth in total bases (104) and tied for sixth in runs scored (38)
- Rated by *Baseball America* as the No. 9 prospect in the Northwest League

## 2018

- Rated by *Baseball America* as the Giants' No. 13 prospect entering the season
- Spent entire season with Arizona League Giants Black, playing mostly in center field
- Posted a .348 batting average (24-for-69) with four homers, three doubles, one triple and nine RBIs with a 1.058 OPS in 17 games from 7/1-7/30
- Finished the season ranked tied for seventh in the Arizona League in home runs (6), tied for seventh in walks (27) and tied for third in runs scored (36)
- Rated by *Baseball America* as the No. 9 prospect in the Arizona League

## 2017

- Spent entire season with DSL Giants, playing mostly in right field
- Made professional debut on 6/3 vs. DSL Reds
- Collected first professional hit on 6/5 @ DSL Reds
- Hit first professional home run on 6/8 vs. DSL White Sox
- Finished the season ranked third in the Dominican Summer League in RBIs (45), tied for fifth in doubles (17), tied for second in extra-base hits (26) and fourth in total bases (109)

| YR | CLUB                    | G   | AB  | R   | H   | 2B | 3B | HR | RBI | BB | SO  | SB | AVG. |
|----|-------------------------|-----|-----|-----|-----|----|----|----|-----|----|-----|----|------|
| 17 | DSL Giants (F-Rk.)      | 66  | 235 | 42  | 69  | 17 | 4  | 5  | 45  | 33 | 40  | 18 | .294 |
| 18 | AZL Giants Black (Rk.)  | 45  | 176 | 36  | 44  | 5  | 2  | 6  | 19  | 27 | 51  | 8  | .250 |
| 19 | AZL Giants Orange (Rk.) | 10  | 43  | 13  | 17  | 3  | 1  | 7  | 14  | 2  | 9   | 1  | .395 |
|    | Salem-Kaizer (A-)       | 49  | 193 | 38  | 58  | 17 | 1  | 9  | 40  | 18 | 71  | 3  | .301 |
|    | 2019 Totals (Rk./A-)    | 59  | 236 | 51  | 75  | 20 | 2  | 16 | 54  | 20 | 80  | 4  | .318 |
|    | MiLB Totals (3 seasons) | 170 | 647 | 129 | 188 | 42 | 8  | 27 | 118 | 80 | 171 | 30 | .291 |

# KERVIN CASTRO | RIGHT-HANDED PITCHER



**HEIGHT** | **WEIGHT** | **BATS** | **THROWS**  
5-10 | 243 | Right | Right

**BORN:** February 7, 1999  
**BIRTHPLACE:** Maracay, Venezuela  
**AGE:** 22  
**ACQUIRED:** International Free Agent (July 2, 2015)



## CAREER HIGHS

**IP (START):** 6.0, 4x, last – 7/31/19 (SK vs. TRI)  
**IP (RELIEF):** 1.0, 8/25/18 (DSL GIA vs. DSL ROY2)  
**RUNS ALLOWED:** 5, 8/16/19 (SK @ EUG)

**WALKS:** 3, 6/14/19 (SK vs. BOI)  
**STRIKEOUTS:** 8, 6/24/19 (SK @ EVE)  
**MOST HITS ALLOWED:** 8, 2x, last – 8/11/19

### AWARDS & ACCOLADES

2019 Northwest League Mid-Season All-Star (Salem-Keizer)  
2019 Northwest League Post-Season All-Star (Salem-Keizer)  
Northwest League Pitcher of the Week (8/4/19)

### FUNN FACTS

- Kervin Alexander Castro
- Helped organize monetary relief to aid families impacted by a flood of the El Limón River in La Candelaria, Venezuela, and the funds aided his mother, wife and brothers to distribute salt, sugar, flour, feminine products, soap and other toiletries to those in need
- Pitches include a four-seam fastball that has been clocked at 100 mph, curveball and changeup
- Signing scout: Edgar Fernandez
- Converted from catcher to pitcher just three months prior to signing with the Giants in 2015
- Spent 2020 working out in Orlando with fellow Venezuelan players who were not able to return to their home country due to coronavirus travel restrictions during the canceled minor league season
- Enters 2021 ranked by *Baseball America* as the Giants' No. 21 prospect

### CAREER TRANSACTIONS

- Signed by the San Francisco Giants as an international free agent on July 2, 2015
- Contract selected by the San Francisco Giants on November 20, 2020 and added to the 40-man roster

### 2019

- Spent entire season with short-season Salem-Keizer
- Made stateside debut on 6/14 vs. BOI and allowed three runs (one earned) in 5.0 innings in no-decision
- Worked 5.0 scoreless innings and set a career high with eight strikeouts in first win of season on 6/24 @ EVE
- Did not issue a walk in four consecutive starts from 7/15-7/13, totaling 23.0 innings of work
- Finished the season ranked fourth in the Northwest League in ERA (2.66), tied for third in wins (5), sixth in strikeouts (61), second in games started (14), second in innings pitched (67.2), third in BAA (.211), first in WHIP (0.96) and third in winning percentage (.625)
- Made one post-season appearance for the Volcanoes on 9/4 @ HIL and pitched 2.0 scoreless innings

### 2018

- Limited to one appearance while recovering from Tommy John surgery
- Made lone appearance of 2018 in relief on 8/25 vs. DSL ROY2 and worked a scoreless inning with two strikeouts

### 2017

- Did not pitch after undergoing Tommy John surgery

### 2016

- Spent entire season with DSL Giants
- Made professional debut in relief on 6/4 vs. DSL ROJ and allowed one run in 2.0 innings with three strikeouts
- Earned first professional win on 6/24 vs. DSL TWI



| YR                             | CLUB               | W-L        | ERA         | G         | GS                            | CG       | SHO      | SV       | IP          | H         | R         | ER        | HR       | BB        | SO        |
|--------------------------------|--------------------|------------|-------------|-----------|-------------------------------|----------|----------|----------|-------------|-----------|-----------|-----------|----------|-----------|-----------|
| 16                             | DSL Giants (F-Rk.) | 3-1        | 4.71        | 13        | 0                             | 0        | 0        | 0        | 21.0        | 17        | 14        | 11        | 0        | 12        | 25        |
| 17                             |                    |            |             |           | -- Did not pitch - Injured -- |          |          |          |             |           |           |           |          |           |           |
| 18                             | DSL Giants (F-Rk.) | 0-0        | 0.00        | 1         | 0                             | 0        | 0        | 0        | 1.0         | 0         | 0         | 0         | 0        | 1         | 2         |
| 19                             | Salem-Keizer (A-)  | 5-3        | 2.66        | 14        | 14                            | 0        | 0        | 0        | 67.2        | 52        | 24        | 20        | 2        | 13        | 61        |
| <b>MiLB Totals (3 seasons)</b> |                    | <b>8-4</b> | <b>3.11</b> | <b>28</b> | <b>14</b>                     | <b>0</b> | <b>0</b> | <b>0</b> | <b>89.2</b> | <b>69</b> | <b>38</b> | <b>31</b> | <b>2</b> | <b>26</b> | <b>88</b> |

ORGANIZATION

2021 FLYING SQUIRRELS

HISTORY & RECORDS

DOUBLE-A NORTHEAST

GIANTS ORGANIZATION

GENERAL INFORMATION

# SETH CORRY | LEFT-HANDED PITCHER



**HEIGHT** 6-2 | **WEIGHT** 190 | **BATS** Left | **THROWS** Left

**BORN:** November 3, 1998  
**BIRTHPLACE:** Cedar City, Utah  
**AGE:** 22  
**ACQUIRED:** 3rd Round - 2017  
**SCHOOL:** Lone Peak (Utah) High School



## CAREER HIGHS

**IP (START):** 7.0, 8/4/19 (AUG vs. HIC)  
**IP (RELIEF):** 3.2, 9/1/19 (AUG vs. COL)  
**RUNS ALLOWED:** 7, 8/24/18 (SK @ SPO)

**WALKS:** 6, 8/24/18 (SK @ SPO)  
**STRIKEOUTS:** 12, 8/10/19 (AUG @ ROM)  
**MOST HITS ALLOWED:** 8, 2x, last – 7/26/18

## AWARDS & ACCOLADES

2019 MLB.com Giants Organizational All-Star  
 2019 Baseball America Low Class A All-Star (Augusta)  
 2019 Baseball America Minor League All-Star (Augusta)  
 2019 South Atlantic League Mid-Season All-Star (Augusta)  
 2019 South Atlantic League Post-Season All-Star (Augusta)  
 2019 South Atlantic League Most Outstanding Pitcher (Augusta)  
 MLB.com South Atlantic League Pitcher of the Month (July 2019)  
 South Atlantic League Pitcher of the Week (7/7/19)  
 South Atlantic League Pitcher of the Week (8/4/19)

- Finished the season tied with Braves prospect Ian Anderson for fourth in strikeouts across the minors with 172
- Finished the season ranked second among full-season minor league pitchers in ERA (1.76), first in BAA (.171) and sixth in winning percentage (.750)
- Finished the season ranked first in the South Atlantic League in ERA (1.76), first in strikeouts (176), tied for fourth in games started (26), first in BAA (.171), tied for first in WHIP (1.07) and first in winning percentage (.750)
- Rated by *Baseball America* as the No. 6 prospect in the South Atlantic League after the season

## FUNN FACTS

- Attended Lone Peak High School in Highland, Utah, which also produced former Mariners outfielder Jacob Hanemann, former NFL defensive end C.J. Ah You, former BYU standout basketball player Jackson Emery, NBA player Frank Jackson and former NFL guard and son of Dale Murphy, Shawn Murphy
- Also played football in high school and was an all-state safety
- Tore his ACL in the fall of 2015 during junior season
- Had committed to play collegiate baseball at BYU prior to signing with the Giants
- Was the highest-drafted pitcher out of Utah since the Cubs selected Mark Pawelek in the first round in 2005

- Rated by *Baseball America* as the No. 102 prospect in the 2017 MLB Draft

- Rated by MLB.com as the No. 99 overall prospect prior to the 2020 season
- Spent 2020 working out at home in Utah during the pandemic-canceled minor league season
- Rated by *Baseball America* as the Giants' No. 9 prospect entering the 2021 season

## CAREER TRANSACTIONS

- Selected by the San Francisco Giants in the third round (96th overall) in the 2017 MLB Draft out of Lone Peak (Utah) High School

## 2019

- Rated by *Baseball America* as the Giants' No. 20 prospect entering the season
- Spent entire season with Single-A Augusta
- Took no-hitter into sixth inning before being removed on 7/29 @ LEX
- Pitched career-high 7.0 innings and did not allow a run in win on 8/4 vs. HIC
- Set new career high with 12 strikeouts over 5.0 scoreless innings in no-decision on 8/10 @ ROM (G2)
- Picked up a win in eight consecutive starts from 6/27-8/4, going 8-0 with a 0.79 ERA (4 ER/45.1 IP) with 56 strikeouts and eight walks
- Won nine consecutive decisions from 6/2-8/4, spanning 12 starts
- Over 13 games from 6/2-8/10, went 9-0 with a 0.95 ERA (7 ER/66.1 IP/89 SO/18 BB/135 BA)
- Win streak snapped in loss on 8/22 vs. ASH despite allowing one run over 5.2 innings

| YR | CLUB                          | W-L         | ERA         | G         | GS        | CG       | SHO      | SV       | IP           | H          | R         | ER        | HR       | BB         | SO         |
|----|-------------------------------|-------------|-------------|-----------|-----------|----------|----------|----------|--------------|------------|-----------|-----------|----------|------------|------------|
| 17 | AZL Giants (Rk.)              | 0-2         | 5.55        | 13        | 10        | 0        | 0        | 0        | 24.1         | 14         | 18        | 15        | 1        | 22         | 21         |
| 18 | AZL Giants Orange (Rk.)       | 3-1         | 2.61        | 9         | 9         | 0        | 0        | 0        | 38.0         | 38         | 18        | 11        | 1        | 17         | 42         |
|    | Salem-Keizer (A-)             | 1-2         | 5.49        | 5         | 5         | 0        | 0        | 0        | 19.2         | 14         | 15        | 12        | 1        | 15         | 17         |
|    | 2018 Totals (Rk./A-)          | 4-3         | 3.59        | 14        | 14        | 0        | 0        | 0        | 57.2         | 52         | 33        | 23        | 2        | 32         | 59         |
| 19 | Augusta (A)                   | 9-3         | 1.76        | 27        | 26        | 0        | 0        | 0        | 122.2        | 73         | 35        | 24        | 4        | 58         | 172        |
|    | <b>MLB Totals (3 seasons)</b> | <b>13-8</b> | <b>2.73</b> | <b>54</b> | <b>50</b> | <b>0</b> | <b>0</b> | <b>0</b> | <b>204.2</b> | <b>139</b> | <b>86</b> | <b>62</b> | <b>7</b> | <b>112</b> | <b>252</b> |

## 2018

- Began season with Arizona League Giants Orange
- Earned first professional win on 7/4 vs. AZL BRE, working 5.0 scoreless inning with six strikeouts
- Had second consecutive five-inning, scoreless start in win on 7/10 @ AZL IND2
- Went 2-1 with a 0.40 ERA (1 ER/22.2 IP) over first five appearances of the season from 6/19-7/10
- Promoted to short-season Salem-Keizer Volcanoes on 8/1
- Worked 5.0 scoreless, one-hit innings in Northwest League debut on 8/5 @ TRI with five strikeouts in win
- Went 1-0 with a 0.61 ERA (1 ER/14.2 IP) in first three starts from 8/5-8/18 before finishing the season going 0-2 with a 19.80 ERA (11 ER/5.0 IP) over final two starts on 8/24 @ SPO and 8/31 vs. EUG
- Rated by *Baseball America* as the Giants' No. 21 prospect entering the season



## 2017

- Spent entire season with the Arizona League Giants
- Made professional debut on 6/30 vs. AZL ATH and tossed a scoreless relief inning
- Did not allow a run in first three professional appearances, all in relief, from 6/30-7/10
- Made first professional start on 7/16 vs. AZL CUB and recorded two outs in the first inning before being removed
- Started on the mound in each of his final 10 appearances
- Posted a 1.47 ERA (3 ER/18.1 IP) in first nine outings from 6/30-8/12 and a 18.00 ERA (12 ER/6.0 IP) in final four games of the year from 8/17-9/1
- Made start in decisive Game 3 of the Arizona League Championship Series on 9/7 vs. AZL CUB and was hit with loss after allowing four runs (two earned) in 2.1 innings of work





**HEIGHT** | **WEIGHT** | **BATS** | **THROWS**  
6-1 | 202 | Right | Right

**BORN:** July 4, 1997  
**BIRTHPLACE:** Yamasá, Dominican Republic  
**AGE:** 23  
**ACQUIRED:** International Free Agent (October 28, 2015)



**CAREER HIGHS**

**IP (START):** --  
**IP (RELIEF):** 6.0, 8/6/16 (DSL GSI @ DSL CUB2)  
**RUNS ALLOWED:** 6, 4/7/19 (SJ @ VIS)

**WALKS:** 4, 6/18 (AUG @ COL)  
**STRIKEOUTS:** 8, 7/21/17 (AZL GIA vs. AZL BRE)  
**MOST HITS ALLOWED:** 5, 2x, last – 4/16/19 (SK vs. STK)

**AWARDS & ACCOLADES**

2019 California League Mid-Season All-Star (San Jose)  
2019 MiLB.com Giants Organizational All-Star

**FUNN FACTS**

- Pronounced "kah-MEE-loh doh-VAHL"
- Went unsigned until third international signing period he was eligible for (had been eligible since July 2013) when he reached an agreement with the San Francisco Giants at age 18 in 2015
- Signing scout: Gabriel Elias
- Fastball gained 10 miles per hour in three years between signing and reaching a full-season affiliate in 2018 and has been clocked as high as 102 miles per hour
- Throws a four-seam fastball and a slider, and has previously thrown an occasional changeup
- Part of the Giants' 60-man Player Pool the Alternate Training Site during the 2020 season but did not receive a promotion to the active MLB roster
- Pitched in the fall instructional league in 2020
- All 118 career appearances entering 2021 have been in relief
- Rated by *Baseball America* as the Giants' No. 22 prospect entering 2021

**CAREER TRANSACTIONS**

- Signed by the San Francisco Giants as an international free agent on October 28, 2015
- Contract selected by the San Francisco Giants on November 20, 2020 and added to the 40-man roster

**2019**

- Pitched entire season for the A-Adv. San Jose Giants
- Rated by *Baseball America* as the Giants' No. 19 prospect

**2018**

- Pitched entire season for the Single-A August GreenJackets
- Rated by *Baseball America* as the Giants' No. 28 prospect

- Finished the season ranked second in the South Atlantic League in appearances (44) and fifth in saves (11)

**2017**

- Pitched entire season for the rookie-level Arizona League Giants
- Made stateside debut on 6/24 @ AZL ANG and was hit with loss after allowing a run in 1.0 inning
- Set career high with eight strikeouts over 3.2 innings on 7/21 vs. AZL BRE
- Finished the season ranked second in the Arizona League in strikeouts per nine innings (14.2)

**2016**

- Pitched entire season for the rookie-level DSL Giants
- Made professional debut on 6/9 vs. DSL DB and tossed 2.0 scoreless innings
- Picked up first professional win on 7/23 vs. DSL SEA after tossing two scoreless relief innings

- Worked career-high 6.0 innings in relief win on 8/6 vs. DSL CUB2
- Earned first professional save in final outing of season on 8/23 vs. DSL CUB2
- Did not allow a run over final nine appearances (14.0 IP/4 H/8 BB/14 SO) from 7/6-8/23



| YR                             | CLUB               | W-L         | ERA         | G          | GS       | CG       | SHO      | SV        | IP           | H          | R         | ER        | HR       | BB        | SO         |
|--------------------------------|--------------------|-------------|-------------|------------|----------|----------|----------|-----------|--------------|------------|-----------|-----------|----------|-----------|------------|
| 16                             | DSL Giants (F-Rk.) | 2-0         | 1.66        | 12         | 0        | 0        | 0        | 1         | 21.2         | 13         | 4         | 0         | 0        | 11        | 24         |
| 17                             | AZL Giants (Rk.)   | 1-2         | 3.90        | 17         | 0        | 0        | 0        | 1         | 32.1         | 23         | 16        | 14        | 0        | 13        | 51         |
| 18                             | Augusta (A)        | 0-3         | 3.06        | 44         | 0        | 0        | 0        | 11        | 53.0         | 40         | 24        | 18        | 2        | 27        | 78         |
| 19                             | San Jose (A+)      | 3-5         | 3.83        | 45         | 0        | 0        | 0        | 0         | 56.1         | 41         | 26        | 24        | 2        | 34        | 80         |
| <b>MiLB Totals (4 seasons)</b> |                    | <b>6-10</b> | <b>3.31</b> | <b>118</b> | <b>0</b> | <b>0</b> | <b>0</b> | <b>13</b> | <b>163.1</b> | <b>117</b> | <b>70</b> | <b>60</b> | <b>4</b> | <b>85</b> | <b>233</b> |



**HEIGHT** | **WEIGHT** | **BATS** | **THROWS**  
6-1 | 180 | Right | Right

**BORN:** March 6, 1998  
**BIRTHPLACE:** Santo Domingo, Dominican Republic  
**AGE:** 21  
**ACQUIRED:** International Free Agent (July 2, 2014)



## CAREER HIGHS

**HITS:** 4, 8x, last – 8/9/19 (SJ vs. MOD)  
**RUNS:** 4, 7/3/15 (DSL GSI @ DSL ROCK)  
**HOME RUNS:** 2, 3x, last – 6/24/19 (AZL GIB vs. AZL ASGO)

**RBI:** 5, 4/26/17 (AUG @ LEX)  
**STOLEN BASES:** 1, 14x, last – 7/21/19 (SJ vs. LAN)  
**HITTING STREAK:** 10 games, 7/13/19-7/24/19

### AWARDS & ACCOLADES

2016 Arizona League Post-Season All-Star (AZL Giants)  
California League Player of the Week (7/21/19)

### FUN FACTS

- Sandro Fabian Pena
- Rated by *Baseball America* as having the "Best Outfield Arm" in the Giants system entering 2019
- Ranked as the No. 16 Giants prospect by MLB.com and No. 26 by *Baseball America* entering 2019
- Top international target of the Giants in 2014 class
- Played in the International Prospect League (IPL) prior to signing
- Competed in the U-23 Baseball World Cup Qualifiers for the Dominican Republic in February 2020 and was named to the tournament's All-Star team
- Signing Scouts: Pablo Peguero, Felix Peguero and Jonathan Bautista

### CAREER TRANSACTIONS

- Signed by the San Francisco Giants as an international free agent on July 2, 2014



### 2018

- Spent entire season with A-Adv. San Jose Giants
- Rated as the Giants' No. 9 prospect by *Baseball America* entering the season
- Opened the season as the fourth-youngest player in the California League
- Ranked as the Giants' No. 8 prospect by MLB.com following the season and No. 9 by *Baseball America*

### 2017

- Spent entire season with Single-A Augusta GreenJackets
- Rated by *Baseball America* as the Giants' No. 8 prospect entering the season
- Closed the season hitting .385 (42-for-109) over the final 27 games from 8/3-9/4 with nine doubles, three home runs and 16 RBIs after hitting .245 (91-for-371) over the first 95 games of the season
- Played for Leones del Escogido of the Dominican Winter League in the 2017-18 season, but appeared in just one game
- Made an eighth-inning diving catch to save Dominic Mazza's eventual perfect game, the first nine-inning perfect game in South Atlantic League history, on 4/25 @ LEX
- Had first multi-homer game of career on 4/26 @ LEX while setting a career high with five RBIs
- Added second multi-homer game of season and career on 7/27 @ COL
- After hitting .245 (91-for-371) through his first 95 games of the season, batted .385 (42-for-109) over final 27 games from 8/3-9/4

### 2016

- Spent the entire season with the Arizona League Giants
- Finished the season ranked fourth in the Arizona League in BA (.340), second in RBIs (35), third in SLG (.522), third in OPS (.896), sixth in hits (54), tied for fourth in extra-base hits (20) and second in total bases (83)
- Selected as an Arizona League Post-Season All-Star
- Rated by *Baseball America* as the No. 14 prospect in the Arizona League

### 2015

- Spent the entire season with DSL Giants during team's Dominican Summer League championship run
- Made professional debut on 5/30/15 vs. DSL Twins
- Hit first professional home run on 6/12/15 @ DSL Rockies
- Hit .368 (12-for-57) over the final 15 games of the season from 8/4-8/29
- Hit a go-ahead, solo homer in the 8th inning in Game 3 of the DSL semifinals on 8/28 vs. DSL Yankees 1 to help DSL Giants advance to finals
- Added two homers in the championship series to help DSL Giants win the league title in sweep over DSL Rangers 1

### 2019

- Rated by *Baseball America* as the Giants' No. 26 prospect entering the season
- Opened the season on the injured list while dealing with a thyroid issue causing problems with his immune system
- Joined AZL Giants Black for 10 games on rehab assignment from 6/17-6/29
- Recorded a career-best five RBIs on 6/24 vs. AZL ASGO with third two-homer game of his career
- Activated from injured list and assigned to A-Adv. San Jose Giants on 7/3
- Hit .400 (24-for-60) over first 16 games from 7/4-7/23 with four homers and 19 RBIs
- Named California League Player of the Week on 7/21
- Batted .224 (24-for-107) with one homer over final 28 games from 7/24-8/25
- Placed on injured list on 8/26 for remainder of season
- Cut down strike-out rate from 32 percent in 2018 to 17.6 percent

| YR                             | CLUB                   | G          | AB          | R          | H          | 2B        | 3B       | HR        | RBI        | BB        | SO         | SB        | AVG.        |
|--------------------------------|------------------------|------------|-------------|------------|------------|-----------|----------|-----------|------------|-----------|------------|-----------|-------------|
| 15                             | DSL Giants (F-Rk.)     | 65         | 242         | 47         | 65         | 10        | 2        | 3         | 37         | 15        | 47         | 2         | .269        |
| 16                             | AZL Giants (Rk.)       | 42         | 159         | 30         | 54         | 13        | 5        | 2         | 35         | 7         | 28         | 3         | .340        |
| 17                             | Augusta (A)            | 122        | 480         | 51         | 133        | 30        | 0        | 11        | 61         | 10        | 88         | 5         | .277        |
| 18                             | San Jose (A+)          | 112        | 406         | 47         | 81         | 19        | 1        | 10        | 35         | 26        | 107        | 1         | .200        |
| 19                             | San Jose (A+)          | 44         | 167         | 20         | 48         | 4         | 1        | 5         | 33         | 14        | 33         | 3         | .287        |
|                                | AZL Giants Black (Rk.) | 10         | 32          | 4          | 7          | 3         | 0        | 2         | 8          | 5         | 13         | 0         | .219        |
|                                | 2019 Totals (Rk./A+)   | 54         | 199         | 24         | 55         | 7         | 1        | 7         | 41         | 19        | 46         | 3         | .276        |
| <b>MILB Totals (5 seasons)</b> |                        | <b>395</b> | <b>1486</b> | <b>199</b> | <b>388</b> | <b>79</b> | <b>9</b> | <b>33</b> | <b>209</b> | <b>77</b> | <b>316</b> | <b>14</b> | <b>.261</b> |

# VINCE FERNANDEZ | OUTFIELDER



ORGANIZATION

2021 FLYING SQUIRRELS

HISTORY & RECORDS

DOUBLE-A NORTHEAST

GIANTS ORGANIZATION

GENERAL INFORMATION

25



**HEIGHT** 6-3 | **WEIGHT** 210 | **BATS** Left | **THROWS** Right

**BORN:** July 25, 1995  
**BIRTHPLACE:** Livermore, Calif.  
**AGE:** 25 (Turns 26 on July 25)  
**ACQUIRED:** 2020 Rule 5 Draft (Colorado Rockies)  
**SCHOOL:** UC Riverside



## CAREER HIGHS

**HITS:** 4, 5x, last – 7/5/18 (LAN vs. MOD)  
**RUNS:** 5, 5/15/17 (ASH vs. HAG)  
**HOME RUNS:** 2, 3x, last – 5/16/19 (HFD vs. NH)

**RBI:** 4, 8x, last – 4/11/19 (HFD vs. NH)  
**STOLEN BASES:** 2, 3x, last – 5/3/18 (LAC @ STK)  
**HITTING STREAK:** 19 games, 6/28/16-7/25/16

## AWARDS & ACCOLADES

2018 MiLB.com Rockies Organization All-Star  
 2018 California League Mid-Season All-Star (Lancaster)  
 2018 California League Post-Season All-Star (Lancaster)  
 California League Player of the Week (5/20/18)

(225) and tied for second in runs scored (82)  
 - Named 2018 MiLB.com Rockies Organization All-Star  
 - Named 2018 California League Post-Season All-Star

## FUNN FACTS

- Attended Granada High School in Livermore, Calif., where he helped his team make the playoffs from 2011-2013 and was named First-Team All-League in 2011 and 2013
- Same high school as 15-year MLB pitcher Mark Davis (1980-1997), former Giants and White Sox pitcher Erick Threets, former NFL quarterback Jack Trudeau and former NFL running back George Atkinson III
- High school teammate of fellow Giants minor leaguer Ryan Kirby
- Grew up a fan of the Oakland Athletics and San Francisco 49ers
- Rated by *Baseball America* as the No. 223 prospect in the 2016 MLB Draft

## CAREER TRANSACTIONS

- Selected by the Colorado Rockies in the 10th round (290th overall) of the 2016 MLB Draft out of UC Riverside
- Selected by the San Francisco Giants in first round of the minor league phase of the 2020 Rule 5 Draft

## 2019

- Spent entire season with Double-A Hartford Yard Goats
- Homered in three consecutive games from 4/11-4/13, all against New Hampshire, and collected seven RBIs
- Had second multi-homer game of his career on 5/16 vs. NH. Went on a 10-game hitting streak from 5/13-5/22, during which he hit .368 (14-for-38) with six homers, nine RBIs and 10 total extra-base hits, then went hitless over his next 10 games from 5/24-8/9 (0-for-28)
- Suspended for 50 games by Major League Baseball on 6/7 after testing positive for Amphetamine as part of MLB's Minor League Drug Prevention and Treatment Program
- Hit .333 (36-for-109) with 12 home runs in 36 home games and 189 (23-for-122) with three homers in 38 road games for the season
- Reinstated on 8/4

## 2018

- Spent entire season with A-Adv. Lancaster JetHawks
- Rated as the Rockies' No. 27 prospect by *Baseball America* entering the season
- Collected multiple hits in five consecutive games from 5/6-5/12 and multiple hits in nine of 11 games from 5/6-5/18, batting .488 (20-for-47) with five homers and 16 RBIs in that span
- Had first multi-homer game of professional career on 5/16/18 vs. VIS, both solo shots
- Placed on the 7-day disabled list from 5/24-6/1
- Named California League Player of the Week on 5/20/18
- Hit two-run, walk-off homer in the bottom of the ninth to cap a four-run frame in a 9-8 win on 8/24 vs. LE
- Hit .318 with 18 homers in 55 home games and .218 with six homers in 62 road games for the season
- Finished the season tied for first in the California League in homers (24), sixth in RBIs (75), third in OBP (.370), first in SLG (.532), first in OPS (.902), tied for fourth in triples (8), first in walks (65), third in extra-base hits (57), fifth in total bases

## 2017

- Spent entire season with Single-A Asheville Tourists
- Scored a career-high five runs on 5/15 vs. HAG
- Clubbed four homers over eight-game stretch from 6/1-6/11 with five RBIs
- Finished the season tied for fifth in the South Atlantic League in home runs (16), ninth in OBP (.352), seventh in slugging percentage (.464) and fifth in OPS (.816)



## 2016

- Spent entire season with rookie-level Grand Junction Rockies
- Made professional debut on 6/17 vs. ORM and collected one hit, one walk and one RBI
- Hit first professional home run on 7/10 vs. OGD, a solo shot
- Batted .341 in 21 July games with two homers and 13 RBIs
- Finished the season ranked tenth in the Pioneer League in SLG (.527), tied for eighth in doubles (17), tied for fifth in triples (6) and tied for eighth in extra-base hits (28)

## COLLEGE

- Played three seasons for the UC Riverside Highlanders under head coach and former MLB pitcher Troy Percival
- Named Big West All-Conference Second Team after 2015 sophomore season after finishing the season ranked fifth in the conference in doubles, sixth in triples, fourth in home runs, seventh in RBIs and fifth in total bases while leading UC Riverside in batting average, doubles, home runs, slugging percentage and walks
- Played 18 games for the Bourne Braves of the Cape Cod League in 2015, where he was teammates with Mets first baseman Pete Alonso, Orioles pitcher Keegan Akin, Rays two-way player Brendan McKay and Rangers utility player Nick Solak
- 2016 Big West Player of the Year and First-Team All-Big West after leading the team in batting average, doubles, home runs, slugging percentage and walks and finished fourth in the conference in batting average, fifth in on-base percentage, second in slugging percentage, first in hits, first in home runs, sixth in runs scored, fifth in RBIs, first in total bases and seventh in walks

| YR                             | CLUB                     | G          | AB          | R          | H          | 2B        | 3B        | HR        | RBI        | BB         | SO         | SB        | AVG.        |
|--------------------------------|--------------------------|------------|-------------|------------|------------|-----------|-----------|-----------|------------|------------|------------|-----------|-------------|
| 16                             | Grand Junction (Rk.-Adv) | 51         | 203         | 36         | 63         | 17        | 6         | 5         | 31         | 20         | 61         | 6         | .310        |
| 17                             | Asheville (A)            | 100        | 375         | 57         | 101        | 23        | 1         | 16        | 59         | 44         | 122        | 12        | .269        |
| 18                             | Lancaster (A+)           | 117        | 423         | 82         | 112        | 25        | 8         | 24        | 75         | 65         | 172        | 10        | .265        |
| 19                             | Hartford (AA)            | 74         | 230         | 39         | 59         | 15        | 3         | 15        | 35         | 28         | 86         | 1         | .257        |
| <b>MiLB Totals (4 seasons)</b> |                          | <b>342</b> | <b>1231</b> | <b>214</b> | <b>335</b> | <b>80</b> | <b>18</b> | <b>60</b> | <b>200</b> | <b>157</b> | <b>441</b> | <b>29</b> | <b>.272</b> |

# MATT FRISBEE | RIGHT-HANDED PITCHER



**HEIGHT** | **WEIGHT** | **BATS** | **THROWS**  
6-3 | 245 | Right | Right

**BORN:** November 18, 1996  
**BIRTHPLACE:** Candler, N.C.  
**AGE:** 24  
**ACQUIRED:** 15th Round (2018)  
**SCHOOL:** UNC Greensboro



## CAREER HIGHS

**IP (START):** 8.0, 5/26/19 (SJ @ VIS)  
**IP (RELIEF):** 4.1, 7/10/19 (SJ @ RC)  
**RUNS ALLOWED:** 9, 5/26/19 (SJ @ VIS)

**WALKS:** 3, 4/17/19 (AUG vs. GBO)  
**STRIKEOUTS:** 11, 8/7/19 (SJ @ LE)  
**MOST HITS ALLOWED:** 10, 5/26/19 (SJ @ VIS)

## AWARDS & ACCOLADES

2019 MiLB.com Giants Organizational All-Star  
California League Pitcher of the Week (5/12/19)  
California League Pitcher of the Week (8/11/19)

## FUNN FACTS

- Matthew David Frisbee
- Born in Candler, N.C., population 26,317, which is just west of Asheville
- One of six players selected from UNC Greensboro in the 2018 MLB Draft
- Attended Enka High School
- Picked up All-America Honorable Mention recognition and All-Atlantic Region Second Team honors from Perfect Game
- Selected to participate in the 2014 East Coast Pro Showcase upon the recommendation of professional scouts
- Took part in the 2013 and 2014 North Carolina State Games
- Member of the Junior Classical League and the Student Body Council at Enka
- Signing scout: Donnie Suttles
- Majored in kinesiology
- Participated in the 2020 Fall Instructional League
- Throws a four-seam fastball, slider and splitter

## CAREER TRANSACTIONS

- Selected by the San Francisco Giants in the 15th round of the 2018 MLB Draft out of UNC Greensboro and signed on June 17, 2018

## 2019

- Began the season with Single-A Augusta of the South Atlantic League but spent most of the year with A-Adv. San Jose of the California League
- Pitched in four games (two starts) for Single-A Augusta going 0-1 with a 2.81 ERA (16.0 IP) striking out 23
- Assigned to A-Adv. San Jose on 2/26/19
- Pitched nine quality starts in the California League
- Notched a career-high in strikeouts (154), innings pitched (132.1) and WHIP (1.07)
- Made the second-most starts for San Jose (20)
- Led San Jose in strikeouts (131), innings pitched (116.1), wins (9)
- Held opponents to a .231 average across 22 appearances with San Jose
- Had back-to-back six-inning shutout performances on 5/9 @ MOD and 5/14 vs. IE
- Named California League Pitcher of the Week on 5/12
- Threw a career-high 8.0 innings on 5/26 @ VIS for first complete game of career
- Had a seven-inning shutout start on 6/30 vs. STK which he struck out six
- Struck out a career-high 11 batters in a seven-inning shutout on 8/7 @ LE
- Named California League Pitcher of the Week on 8/11
- Went 4-2 with a 1.91 ERA in his last 10 appearances (56.2 IP) of the season while striking out 60
- Named an MiLB.com Giants Organization All-Star



## 2018

- Signed with the San Francisco Giants on 6/17
- Assigned to Short-Season Salem-Keizer of the Northwest League on 6/18
- Spent the entire season with Short-Season Salem-Keizer working exclusively out of the bullpen
- Made the third-most appearances for the Volcanoes' pitching staff (20)
- Made his professional debut on 6/18 vs. TRI
- Collected his first professional strikeout on 6/21 @ BOI
- Gave up four earned runs in his first two appearances (2.2 IP)
- Did not give up an earned run in his next six appearances (4.1 IP) striking out seven
- Earned first career win on 7/3 @ VAN
- Collected three consecutive scoreless outings (7/27 - 8/5)
- Did not give up an earned run and struck out five in two innings on 8/17 vs. HIL
- Finished his last five appearances of the year without allowing an earned run over 8.2 innings while striking out 16

## COLLEGE

- Attended UNC Greensboro, just under three hours east of his hometown of Candler, N.C.
- Named the 2018 SoCon (Southern Conference) Pitcher of the Year and First Team All-Southern Conference
- Tied for fifth all-time in program history with 10 wins in his junior year in 2018
- Fifth pitcher in UNC Greensboro history to record 100 or more strikeouts during the season
- Second all-time in program history with 116 strikeouts during the year and ranked 25th in the nation in strikeouts
- Struck out multiple hitters in all 15 starts threw a season-high 13 strikeouts against Lipscomb on 3/16 and ETSU on 4/13
- Southern Conference Pitcher of the Month in February 2017
- Preseason All-Southern Conference his sophomore year in 2017 and made 16 starts with a 4.10 ERA
- SoCon All-Freshman Team selection in 2016

| YR | CLUB                    | W-L   | ERA  | G  | GS | CG | SHO | SV | IP    | H   | R  | ER | HR | BB | SO  |
|----|-------------------------|-------|------|----|----|----|-----|----|-------|-----|----|----|----|----|-----|
| 18 | Salem-Kaizer (A-)       | 4-1   | 2.96 | 20 | 0  | 0  | 0   | 0  | 27.1  | 18  | 12 | 9  | 1  | 13 | 36  |
| 19 | Augusta (A)             | 0-1   | 2.81 | 4  | 2  | 0  | 0   | 0  | 16.0  | 11  | 5  | 5  | 3  | 6  | 23  |
|    | San Jose (A+)           | 9-8   | 3.17 | 22 | 20 | 1  | 0   | 0  | 116.1 | 102 | 47 | 41 | 12 | 22 | 131 |
|    | 2019 Totals (A/A+)      | 9-9   | 3.13 | 26 | 22 | 1  | 0   | 0  | 132.1 | 113 | 52 | 46 | 15 | 28 | 154 |
|    | MiLB Totals (2 seasons) | 13-10 | 3.10 | 46 | 22 | 1  | 0   | 0  | 159.2 | 131 | 64 | 55 | 16 | 41 | 190 |

# GERSON GARABITO | RIGHT-HANDED PITCHER



ORGANIZATION

2021 FLYING SQUIRRELS

HISTORY & RECORDS

DOUBLE-A NORTHEAST

GIANTS ORGANIZATION

GENERAL INFORMATION



**HEIGHT** 6-0 | **WEIGHT** 160 | **BATS** Right | **THROWS** Right

**BORN:** August 19, 1995  
**BIRTHPLACE:** San Cristóbal, D.R.  
**AGE:** 25 (Turns 26 on August 19)  
**ACQUIRED:** Minor League Free Agent (November 2, 2020)



## CAREER HIGHS

**IP (START):** 8.0, 9/1/19 (NWA vs. FRI)  
**IP (RELIEF):** 5.1, 8/11/15 (AZL ROY vs. AZL RAN)  
**RUNS ALLOWED:** 8, 5/24/18 (WIL @ POT)

**WALKS:** 5, 6x, last - 4/27/19 (NWA @ MID)  
**STRIKEOUTS:** 9, 3x, last - 6/7/14 (DSL ROY @ DSL TB)  
**MOST HITS ALLOWED:** 10, 2x, last - 6/14/19 (NWA @ FRI)

## AWARDS & ACCOLADES

2018 MiLB.com Royals Organizational All-Star  
 2019 Texas League Mid-Season All-Star (Northwest Arkansas)

## FUNN FACTS

- Gerson Yeris Garabito
- Born in San Cristóbal, Dominican Republic, located about 40 minutes west of the country's capital, Santo Domingo
- Started his first season of professional baseball at age 17
- Named Wilmington Blue Rock's Pitcher of the Year in 2018
- Starts his first year in the Giants Organization
- Signing Scout: Edis Perez (Kansas City)

## CAREER TRANSACTIONS

- Signed by the Kansas City Royals as an international free agent on September 17, 2012
- Elected free agency on November 2, 2020
- Signed by the San Francisco Giants as a minor league free agent on November 20, 2020

## 2019

- Pitched the entire season for the Northwest Arkansas Naturals of the Texas League
- Worked exclusively as a starter for the Naturals
- Tied a career-high in games started (26)
- Ranked second in the Carolina League in games started
- Had the fifth best ERA (3.77) and opponent batting average (.268) in the league. Ranked third in innings pitched (141.0), ninth in strikeouts (113) and 10th in WHIP (1.48)
- Ranked first amongst Northwest Arkansas pitchers in innings pitched and strikeouts. Tied for third on the team in wins (6)
- Pitched four consecutive quality starts from 7/6-7/24
- Held a 2.31 ERA (9 ER/35.0 IP) with 23 strikeouts in July. Named a Texas League All-Star
- Tied a career-high nine strikeouts on 8/27 vs. MID
- Ended the season with a 1-6 record with a 4.06 ERA (17 ER/37.2 IP) in last seven starts

## 2018

- Spent the entire season with A-Adv. Wilmington of the Carolina League
- Gained a career-low ERA (3.16). Set career-highs in innings (142.1) and strikeouts (116)
- Placed first in Carolina League pitching in ERA, opponent batting average (.226), win percentage (.571) and tied for first in games started (26)
- Ranked third in the league in innings and fifth in strikeouts
- Placed first amongst Wilmington starters in ERA and led the pitching staff in wins (8), starts, strikeouts and innings pitched
- Accumulated a strikeouts per nine innings mark of 7.3
- Tied a career-high nine strikeouts in first start of the season on 4/8 @ POT
- Went a season-high 7.0 innings without surrendering a run, allowing two hits on 5/6 vs. FRE
- Put up a 2.48 ERA (8 ER/29.0 IP) with a 2-0 record, 23 strikeouts in July while allowing only three home runs
- Pitched eight strikeouts over 6.0 innings on 8/8 @ SAL
- Marked a 3-0 record allowing five earned runs over 27.1 innings (1.65 ERA) and struck out 26 in last five starts of the season
- Posted a 1.70 ERA (11 ER/58.1 IP) in final 10 starts
- Held a 6-1 record with a 2.15 ERA in 13 starts in the second half compared to a 2-5 record with a 4.30 ERA in 13 starts during the first half
- Named a 2018 MiLB.com Royals Organizational All-Star

## 2017

- Played most of the season with Single-A Lexington
- Notched first winning decision of the season on 4/13 vs. WV, striking out a season-high seven batters over 5.0 innings
- Had four consecutive starts with a quality start from 4/18 - 5/4 totaling a 2-1 record with a 2.16 ERA (25.0 innings / six earned runs) and held opponents to a .159 batting average
- Placed on the 7-day disabled list on 6/13
- Assigned to AZL Royals on 6/22 on a rehab assignment
- Pitched in two games totaling 3.0 innings allowing four hits, two earned runs and two strikeouts
- Activated off the 7-day disabled list on 7/31 and promoted back to Single-A Lexington
- Did not allow an earned run in four starts upon return to Single-A Lexington and totaled 16.2 IP with 16 strikeouts in that span

## 2016

- Pitched entire season with Single-A Lexington of the South Atlantic League
- Worked exclusively in the starting rotation
- Fourth on the Lexington pitching staff in games started (18) and strikeouts (61) and sixth in walks (35)
- Held a 1-6 record with a 5.83 ERA (41.2 innings / 27 earned runs) in first 10 starts to the year
- Matched a career-high seven strikeouts over 3.2 innings on 6/26 vs. HAG
- Pitched a season-high 7.0 scoreless innings allowing only one hit and five strikeouts on 7/21 @ ROM
- Went 0-5 with a 5.33 ERA (27.0 innings / 16 earned runs) in last six starts of the season

## 2015

- Spent entire season with rookie AZL Royals
- First season of professional baseball in the United States
- Earned a winning decision in first start of the season going 5.0 innings without surrendering a run, one hit, one walk and three strikeouts on 6/21 vs. AZL RAN
- Posted a 1.99 ERA (22.2 innings / five earned runs) in July while striking out 18 batters
- Earned a winning decision throwing 6.0 scoreless innings with five strikeouts on 8/27 vs. AZL PAD in final start

## 2014

- Spent the entire season with rookie DSL Royals of the Dominican Summer League
- Worked exclusively in the starting rotation
- Threw a career-high nine strikeouts over 5.0 hitless innings on 6/7 @ DSL TB
- Notched 24 strikeouts over 16.0 innings in first five starts on the season from 6/2 - 6/25
- Gained first winning decision of the season pitching 5.0 hitless innings while walking three and striking out three on 7/14 vs. DSL TB
- Held a 1.59 ERA (22.2 innings / four earned runs) through last five starts of the year striking out 26

## 2013

- Started his professional career with rookie DSL Royals of the Dominican Summer League at 17 years old
- Threw 4.0 innings in his pro debut allowing four hits, one run, one walk and a strikeout on 6/4 vs. DSL TB
- Earned first career win in a 4.0 inning appearance allowing one run and struck out three on 6/17 vs. DSL IND
- Held a 2.84 ERA over 12.2 innings in first five appearances on the season from 6/4-7/12

| YR | CLUB                           | W-L          | ERA         | G          | GS         | CG       | SHO      | SV       | IP           | H          | R          | ER         | HR        | BB         | SO         |
|----|--------------------------------|--------------|-------------|------------|------------|----------|----------|----------|--------------|------------|------------|------------|-----------|------------|------------|
| 13 | DSL Royals (F-Rk.)             | 1-0          | 3.04        | 12         | 2          | 0        | 0        | 0        | 26.2         | 23         | 10         | 9          | 0         | 17         | 17         |
| 14 | DSL Royals (F-Rk.)             | 2-1          | 1.28        | 13         | 13         | 0        | 0        | 0        | 49.1         | 24         | 12         | 7          | 1         | 27         | 61         |
| 15 | AZL Royals (Rk.)               | 3-2          | 4.11        | 14         | 11         | 0        | 0        | 0        | 57.0         | 52         | 32         | 26         | 2         | 19         | 42         |
| 16 | Lexington (A)                  | 2-11         | 4.8         | 18         | 18         | 0        | 0        | 0        | 80.2         | 78         | 50         | 43         | 9         | 35         | 61         |
| 17 | AZL Royals (Rk.)               | 0-0          | 6.00        | 2          | 2          | 0        | 0        | 0        | 3.0          | 4          | 2          | 2          | 1         | 1          | 2          |
|    | Lexington (A)                  | 4-5          | 2.81        | 15         | 15         | 0        | 0        | 0        | 77.0         | 52         | 36         | 24         | 8         | 19         | 72         |
|    | 2017 Totals (Rk./A)            | 4-5          | 2.93        | 17         | 17         | 0        | 0        | 0        | 80.0         | 56         | 38         | 26         | 9         | 20         | 74         |
| 18 | Wilmington (A+)                | 8-6          | 3.16        | 26         | 26         | 1        | 0        | 0        | 142.1        | 117        | 59         | 50         | 12        | 73         | 116        |
| 19 | Northwest Arkansas (AA)        | 6-12         | 3.77        | 26         | 26         | 0        | 0        | 0        | 141.0        | 148        | 64         | 59         | 13        | 60         | 113        |
|    | <b>MiLB Totals (7 seasons)</b> | <b>26-37</b> | <b>3.43</b> | <b>126</b> | <b>113</b> | <b>1</b> | <b>0</b> | <b>0</b> | <b>577.0</b> | <b>498</b> | <b>265</b> | <b>220</b> | <b>46</b> | <b>251</b> | <b>484</b> |



# JACOB GONZALEZ | INFILDER

ORGANIZATION

2021 FLYING SQUIRRELS

HISTORY & RECORDS

DOUBLE-A NORTHEAST

GIANTS ORGANIZATION

GENERAL INFORMATION



|                      |                      |                      |                        |
|----------------------|----------------------|----------------------|------------------------|
| <b>HEIGHT</b><br>6-4 | <b>WEIGHT</b><br>206 | <b>BATS</b><br>Right | <b>THROWS</b><br>Right |
|----------------------|----------------------|----------------------|------------------------|

**BORN:** June 26, 1998  
**BIRTHPLACE:** Scottsdale, Ariz.  
**AGE:** 22 (Turns 23 on June 26)  
**ACQUIRED:** 2nd round - 2017  
**SCHOOL:** Chaparral (Ariz.) High School



## CAREER HIGHS

**HITS:** 4, 7/4/17 (AZL GIA vs. AZL DIA)  
**RUNS:** 3, 4x, last – 8/2/19 (AUG vs. LWD)  
**HOME RUNS:** 1, 19x, last – 8/27/19 (AUG vs. LEX)

**RBI:** 4, 5/10/18 (AUG vs. ROM)  
**STOLEN BASES:** 1, 7x, last – 6/5/18 (AUG vs. GVL)  
**HITTING STREAK:** 7 games, 4/17/19-4/24/19

## AWARDS & ACCOLADES

2017 Arizona League Post-Season All-Star (AZL Giants)  
 2017 Arizona League August Player of the Month (AZL Giants)

## FUNN FACTS

- Jacob Christopher Gonzalez
- Son of former 19-year major-leaguer Luis Gonzalez, who played for the Houston Astros, Chicago Cubs, Detroit Tigers, Arizona Diamondbacks, Los Angeles Dodgers and Florida Marlins and hit a walk-off single in Game 7 of the 2001 World Series for Arizona
- Attended Chaparral High School in Scottsdale, Ariz., which has produced seven major-leaguers, including Paul Konerko, Dylan Cozens and Ike Davis, as well as actress Emma Stone and *Twilight* author Stephenie Meyer
- Hit .429 with 19 homers in 98 high school games across three varsity seasons, including hitting .489 in his senior season in 2017
- Two-time all-state selectee
- Had committed to play at TCU before signing with the Giants
- Signing Scout: Chuck Hensley

## CAREER TRANSACTIONS

- Selected by the San Francisco Giants in the second round (58th overall) of the 2018 MLB Draft out of Chaparral (Ariz.) High School
- Signed on June 21, 2017

## 2019

- Spent entire season with Single-A Augusta GreenJackets
- Ranked as the No. 20 Giants prospect by MLB.com and No. 27 by *Baseball America* entering 2019
- Hit a home run in his first at-bat of the season on 4/4 @ ASH on an 0-2 pitch
- Ranked second in the South Atlantic League with a BB/SO ratio of 0.73 through the end of May

## 2018

- Spent the entire season with Single-A Augusta Greenjackets
- Hit 22-for-73 (.310) in 18 day games
- Went 3-for-4 on 4/28 vs. COL to raise average to season-high .272
- Drove in four runs on 5/10 vs. ROM
- Recorded a six-game hitting streak from 6/1-6/7
- Hit a home run in a 3-for-4 performance on 6/24 @ HIC
- Had a hit in four of the last five games of the season
- Ranked by MLB.com as the No. 9 Giants prospect and No. 12 by *Baseball America*

## 2017

- Spent the entire season with rookie AZL Giants
- Batted third in all but four games
- Recorded first professional hit on 6/30 vs. ATH
- Began professional career with five straight multi-hit games, slashing .750/.783/1.050 with four double and a triple
- Went 4-for-4 on 7/4 vs. DIA
- Hit first professional home run on 8/21 @ CUB
- Hit .322 with seven doubles in 23 games across August and was named MiLB.com Arizona League Player of the Month
- Led team to berth in AZL Championship Series before falling to AZL Cubs
- Named 2017 Arizona League Post-Season All-Star
- Ranked by MLB.com as the No. 12 Giants prospect
- Rated by *Baseball America* as the No. 15 prospect in the Arizona League



| YR                             | CLUB             | G          | AB          | R          | H          | 2B        | 3B       | HR        | RBI        | BB        | SO         | SB       | AVG.        |
|--------------------------------|------------------|------------|-------------|------------|------------|-----------|----------|-----------|------------|-----------|------------|----------|-------------|
| 17                             | AZL Giants (Rk.) | 46         | 168         | 23         | 57         | 15        | 1        | 1         | 21         | 16        | 23         | 0        | .339        |
| 18                             | Augusta (A)      | 122        | 459         | 54         | 104        | 20        | 2        | 8         | 45         | 31        | 107        | 7        | .227        |
| 19                             | Augusta (A)      | 125        | 449         | 54         | 108        | 25        | 1        | 10        | 57         | 39        | 80         | 0        | .241        |
| <b>MiLB Totals (3 seasons)</b> |                  | <b>293</b> | <b>1076</b> | <b>131</b> | <b>269</b> | <b>60</b> | <b>4</b> | <b>19</b> | <b>123</b> | <b>86</b> | <b>210</b> | <b>7</b> | <b>.250</b> |



ORGANIZATION

2021 FLYING SQUIRRELS

HISTORY & RECORDS

DOUBLE-A NORTHEAST

GIANTS ORGANIZATION

GENERAL INFORMATION



**HEIGHT** | **WEIGHT** | **BATS** | **THROWS**  
6-2 | 200 | Right | Right

**BORN:** November 22, 1995  
**BIRTHPLACE:** Puerto Cabello, Venezuela  
**AGE:** 25  
**ACQUIRED:** International Free Agent (October 20, 2014)



## CAREER HIGHS

**IP (START):** 7.1, 6/19/17 (DSL GIA vs. DSL DIA)  
**IP (RELIEF):** 5.0, 6/16/18 (SK vs. TRI)  
**RUNS ALLOWED:** 6, 2x, last – 7/19/18 (SK vs. SPO)

**WALKS:** 3, 8/18/18 (AUG @ ASH)  
**STRIKEOUTS:** 12, 8/29/19 (AUG @ GVL)  
**MOST HITS ALLOWED:** 9, 2x, last – 7/6/17 (DSL GIA vs. DSL REDS)

## AWARDS & ACCOLADES

Northwest League Pitcher of the Week (7/1/18)

## FUNN FACTS

- Norwich Jossue Gudino
- From Puerto Cabello, Venezuela, which contains the largest port in the country, and 'Cabello' translates to English as 'hair'
- The city's name originates from Spanish settlers who said the waters of the port were smooth enough that a ship could be tied down with a single hair on the dock
- Sixth season in the Giants organization
- Pitched in the Venezuelan Winter League during the 2018-19 offseason and the 2020-21 offseason, both stints with Leones del Caracas
- Signing Scout: Edgar Fernandez

## CAREER TRANSACTIONS

- Signed by the San Francisco Giants as an international free agent on October 20, 2014

## 2019

- Spent time with three teams during the season: AZL Giants Orange, Short-Season Salem-Keizer and Single-A Augusta
- Started the season with Single-A Augusta allowing three runs (one earned) over 9.1 innings from 4/10 – 4/23 exclusively out of the bullpen.
- Earned a winning decision on 4/16 vs. GBO throwing 2.2 innings, allowing one home run, and struck out five.
- Placed on the restricted list on 4/26
- Assigned to AZL Giants Orange on 7/23
- Threw back-to-back scoreless outings over seven innings. Struck out 13 over that span and allowed one walk
- Promoted to Short-Season Salem-Keizer on 8/9
- Notched a 0.77 ERA while with the Volcanoes allowing only one earned run over 11.2 innings (4 appearances) from 8/9-8/24
- Promoted to Single-A Augusta on 8/29
- In final appearance of the season, struck out a career-high 12 on 8/29 @ GV and allowed only two hits over 5.2 innings in seventh scoreless appearance on the season

## 2018

- Split the season between A-Adv. San Jose, Short-Season Salem-Keizer and Single-A Augusta
- Primarily used as a starter with the exception of first two appearances on the season (6/1 and 6/16)
- Made one appearance on the season with A-Adv. San Jose. Tossed 3.0 innings, allowed three hits and struck out two while allowing no runs on 6/1 vs. MOD
- Assigned to Giants Extended Spring Training on 6/2
- Assigned to Short-Season Salem-Keizer on 6/13
- Gathered a winning decision in first appearance for the Volcanoes, allowed four runs on five hits (two home runs) over 5.0 innings on 6/16 vs. TRI
- Earned four straight winning decisions in first three appearances (two starts) from 6/16-6/27
- Compiled a 3-2 record with a 7.20 ERA (20 ER/25.0 IP) at home compared to a 1-2 record with a 31.0 ERA (7 ER/20.1 IP) on the road with Short-Season Salem-Keizer
- Promoted to Single-A Augusta on 8/1
- Pitched a 6-inning shutout in first start for the GreenJackets, allowing five hits, no walks and struck out three on 8/5 @ WV
- Tossed three consecutive quality starts to finish the season earning a win in each start, totaling 19.2 innings, five runs

- allowed (four earned), two walks and 25 strikeouts through the stretch
- Allowed two home runs in six starts at Single-A Augusta
- Struck out a season high 10 batters in final start of the season on 9/3 vs. COL

## 2017

- Pitched the entire season exclusively as a starter for DSL Giants of the Dominican Summer League
- Tossed a scoreless start to begin the season throwing 4.2 innings, two hits, one walk and four strikeouts on 6/7 vs. DSL BLJ
- Held a 1.89 ERA through 28.1 innings through first five starts of the season from 6/7 – 6/30 while walking four and striking out 32
- Pitched a quality start on 7/12 @ DSL WSX. Threw 6.0 innings, allowed five hits, no walks surrounded and struck out eight
- Allowed only one home run all season on 7/19 vs. DSL SEA
- Gathered five consecutive winning decisions to end the season. Pitched 29.1 innings allowing four earned runs, three walks and struck out 31
- Threw a quality start on last start of the season on 8/25 vs. DSL REDS allowing 1 run (unearned) off five hits and struck out a season-high 10
- Struck out 81 at home compared to 22 batters on the road
- Held right-handed batters to a .229 opponent batting average compared to a .207 average against left-handed batters

## 2016

- Pitched the entire season exclusively as a starter for DSL Giants of the Dominican Summer League
- Compiled a 3-3 overall record with a 2.84 ERA while holding opponents to a .233 on-base percentage
- In first four starts of the season went 2-2 with a 3.38 ERA over 16.0 innings. Went 1-1 the rest of the year with a 2.60 ERA over 34.2 innings (eight starts)
- Struck out a season-high nine batters over 5.0 innings allowing one run on 6/15 @ DSL BAL 2
- Threw a season-high 6.0 innings of scoreless baseball in a winning decision on 7/21 @ DSL CUB 2
- Gave up four earned runs off of six hits over 3.0 innings in last start of the season on 8/26 vs. DSL ROJ
- Started in seven-straight road games from 6/27 – 8/12. Compiled a 1.67 ERA over 32.1 innings, walking seven and struck out 20.

## 2015

- Pitched the entire season with DSL Giants of the Dominican Summer League as both a starter and reliever
- Threw a scoreless outing in second appearance of the season on 6/4 vs. DSL ROJ striking out all five batters he faced
- Earned only save of his professional career on 6/19 vs. DSL RSX tossing 3.0 innings with two hits allowed
- Switched roles into the starting rotation on 7/4 where he would remain with the exception of the last appearance of the year
- Earned first professional winning decision on 7/10 vs. DSL RSX in which he threw 5.0 innings, allowed three hits, one earned run and struck out two
- Notched a winning decision in last appearance of the year tossing 4.0 innings with two hits and one earned run allowed.
- In last five outings (four starts), compiled a 3.38 ERA over 24.0 innings with five walks and 28 strikeouts

| YR | CLUB                    | W-L   | ERA  | G  | GS | CG | SHO | SV | IP    | H   | R   | ER | HR | BB | SO  |
|----|-------------------------|-------|------|----|----|----|-----|----|-------|-----|-----|----|----|----|-----|
| 15 | DSL Giants (F-Rk.)      | 2-2   | 3.52 | 15 | 8  | 0  | 0   | 1  | 53.2  | 60  | 27  | 21 | 1  | 10 | 54  |
| 16 | DSL Giants (F-Rk.)      | 3-3   | 2.84 | 12 | 12 | 0  | 0   | 0  | 50.2  | 45  | 23  | 16 | 0  | 13 | 40  |
| 17 | DSL Giants (F-Rk.)      | 6-1   | 1.82 | 13 | 13 | 0  | 0   | 0  | 74.1  | 62  | 18  | 15 | 1  | 10 | 83  |
| 18 | San Jose (A+)           | 0-0   | 0.00 | 1  | 0  | 0  | 0   | 0  | 3.0   | 3   | 0   | 0  | 0  | 0  | 2   |
|    | Salem-Keizer (A-)       | 4-4   | 5.36 | 9  | 8  | 0  | 0   | 0  | 45.1  | 53  | 30  | 27 | 5  | 6  | 41  |
|    | Augusta (A)             | 4-2   | 3.45 | 6  | 6  | 0  | 0   | 0  | 31.1  | 24  | 13  | 12 | 2  | 7  | 33  |
|    | 2018 Totals (A-/A+/A)   | 8-6   | 4.41 | 16 | 14 | 0  | 0   | 0  | 79.2  | 80  | 43  | 39 | 7  | 13 | 76  |
| 19 | AZL Giants Orange (Rk.) | 0-0   | 0.00 | 2  | 1  | 0  | 0   | 0  | 7.0   | 2   | 0   | 0  | 0  | 1  | 13  |
|    | Salem-Keizer (A-)       | 1-0   | 0.77 | 4  | 1  | 0  | 0   | 0  | 11.2  | 9   | 1   | 1  | 0  | 5  | 12  |
|    | Augusta (A)             | 2-0   | 0.60 | 5  | 1  | 0  | 0   | 0  | 15.0  | 8   | 3   | 1  | 1  | 3  | 25  |
|    | 2019 Totals (Rk./A-/A)  | 3-0   | 0.53 | 11 | 3  | 0  | 0   | 0  | 33.2  | 19  | 4   | 2  | 1  | 9  | 50  |
|    | MilB Totals (5 seasons) | 22-12 | 2.87 | 67 | 50 | 0  | 0   | 1  | 292.0 | 266 | 115 | 93 | 10 | 55 | 303 |



# RYAN HALSTEAD | RIGHT-HANDED PITCHER



| HEIGHT | WEIGHT | BATS | THROWS |
|--------|--------|------|--------|
| 6-5    | 220    | Left | Right  |

**BORN:** May 13, 1992  
**BIRTHPLACE:** Pomona, Calif.  
**AGE:** 28 (Turns 29 on May 13)  
**ACQUIRED:** 21st round - 2015  
**SCHOOL:** Indiana University



## CAREER HIGHS

**IP (START):** 5.0, 2x, last – 8/29/19 (RIC @ ERI)  
**IP (RELIEF):** 4.2, 8/3/19 (SAC @ RR)  
**RUNS ALLOWED:** 7, 4/16/19 (RIC @ HFD)

**WALKS:** 3, 2x, last – 8/24/19  
**STRIKEOUTS:** 5, 3x, last – 8/19/19 (RIC vs. ERI)  
**MOST HITS ALLOWED:** 8, 4/16/19 (RIC @ HFD)

**AWARDS & ACCOLADES**  
 2017 California League Mid-Season All-Star (San Jose)

### FUNN FACTS

- Ryan Edward Halstead
- Attended Los Osos (Calif.) High School, which also produced MLB pitcher Addison Reed
- Played first base and pitcher in high school
- Second-Team All-Baseball League
- Majored in history at Indiana University
- Sister, Paige, played softball at UCLA alongside Jenna Crawford, sister of former Flying Squirrels shortstop Brandon Crawford
- Ranks eighth all-time in Flying Squirrels history with 91 appearances
- Signing Scout: Kevin Christman

### CAREER TRANSACTIONS

- Selected in the 36th round of the 2010 MLB Draft out of Los Osos (Calif.) HS by the Houston Astros but did not sign
- Drafted by the Minnesota Twins in the 26th round of the 2013 MLB Draft out of Indiana University but did not sign
- Selected by the San Francisco Giants in the 21st round (636th overall) of the 2015 MLB Draft out of Indiana University
- Signed on June 26, 2015

### 2019

- Began season with Double-A Richmond
- Allowed career highs in runs (7), earned runs (7) and hits (8) in 2.0 IP outing on 4/16 @ HFD
- Allowed multiple runs in four of first seven outings, combining for an 11.81 ERA
- Made first professional start on 6/24 vs. ALT and allowed one run in then-career-high 4.0 IP
- Posted a 0.69 ERA (2 ER/26.0 IP) in 17 appearances from 5/21-7/28
- Made one outing for Triple-A Sacramento on 8/3 @ RR, setting new career high with 4.2 IP and allowed three unearned runs
- Made fourth start on 8/19 vs. ERI and set new career high with 5.0 IP and tied career high with five strikeouts
- Completed five innings for the third consecutive start, allowing three runs (two earned) on five hits in win on 8/29 @ ERI
- Made six starts for Flying Squirrels, the first starts of his professional career, going 1-2 with a 2.67 ERA
- Struck out 19 and walked six in 27.0 innings as a starter
- Posted a 4.17 ERA in 27 relief appearances
- Moved to starting rotation on 8/13, making four consecutive starts to finish the regular season
- Posted a 0.95 ERA over final 16 relief appearances (2 ER/19.0 IP)
- Posted a 1.72 ERA (11 ER/57.2 IP) with a 1.87 BAA in final 27 outings from 5/5-8/29, including one appearance for Triple-A Sacramento
- Not including outing on 4/16 @ HFD, had a 2.63 ERA (18 ER/61.2 IP) on the season
- 2019 Richmond Flying Squirrels Pitcher of the Year

### 2018

- Spent most of the season with Double-A Richmond before finishing the year with Triple-A Sacramento
- Made 32 appearances with Richmond, tied for fourth on the team
- Promoted to Sacramento on 5/21

- Made three appearances with River Cats, allowing nine runs five earned in 3.2 innings
- Assigned to Richmond on 6/26
- Recorded back-to-back hitless and scoreless three-inning appearances on 8/12 vs. NH and 8/16 @ BOW

### 2017

- Split the season between A-Adv. San Jose and Double-A Richmond
- Began season with San Jose
- Allowed only one run across 10 appearances in April (12.1 innings), striking out 11 and walking none
- Did not allow a run in 12 consecutive appearances from 4/18-5/14
- Made 22 appearances prior to the All-Star break, recorded a 1.11 ERA and eight saves
- Named California League Mid-Season All-Star
- Promoted to Double-A Richmond on 6/1
- Made first Double-A appearance on 6/26, throwing a scoreless inning on 6/26 @ TRN
- Placed on the 7-day DL on 8/23 for remainder of season

### 2016

- Spent the entire season with Single-A Augusta
- Posted a career-high 62 strikeouts while only walking nine
- Went 0-3 with a 9.75 ERA in 12.0 innings during day games, while going 4-0 with a 2.14 ERA in 42.0 innings during night games
- Started the season with six consecutive scoreless appearances from 4/8-4/19, a streak spanning 6.2 innings
- Allowed five runs on five hits—including two home runs—without recording an out on 5/24 @ COL
- Tossed a season-high 3.0 innings on 6/7 vs. COL, striking out four and walking one without allowing a run
- After posting a 7.71 ERA in 25.2 innings in the first half of the season, went 3-0 with a 0.32 ERA across 28.1 innings after the All-Star break, striking out 33 and walking three
- Did not allow a run in the month of August across 10 appearances
- Finished season with 15 straight scoreless appearances

### 2015

- Spent the entire season with short-season Salem-Keizer
- Tied a career-high eight saves
- Made first professional appearance on 6/26 vs. SPO, allowing one hit in a scoreless inning
- Earned first professional save on 7/3 @ BOI
- Collected three straight saves from 7/3-7/11
- Finished the season with five consecutive scoreless appearances of at least one inning and two strikeouts

### COLLEGE

- Spent five years at Indiana University
- Indiana's all-time leader in appearances (105) and saves (33)
- Led Hoosiers in appearances (29) and saves (10) in 2015
- Became first pitcher in Indiana history with 100 appearances
- Redshirted in 2014 after suffering a season-ending knee injury
- Set single-season school record with 11 saves in 2013 junior season, held opponents to a .189 average in 43.2 innings
- Named Third-Team All-Big Ten in 2013
- Named to Big Ten All-Freshman Team in 2011 and tied school single-season record with nine saves

| YR | CLUB                           | W-L          | ERA         | G          | GS       | CG       | SHO      | SV        | IP           | H          | R          | ER        | HR        | BB        | SO         |
|----|--------------------------------|--------------|-------------|------------|----------|----------|----------|-----------|--------------|------------|------------|-----------|-----------|-----------|------------|
| 15 | Salem-Keizer (A-)              | 1-2          | 2.33        | 23         | 0        | 0        | 0        | 8         | 27.0         | 18         | 9          | 7         | 5         | 4         | 32         |
| 16 | Augusta (A)                    | 4-3          | 3.83        | 40         | 0        | 0        | 0        | 4         | 54.0         | 52         | 26         | 23        | 3         | 9         | 62         |
| 17 | San Jose (A+)                  | 0-0          | 1.11        | 22         | 0        | 0        | 0        | 8         | 24.1         | 24         | 5          | 3         | 0         | 2         | 27         |
|    | Richmond (AA)                  | 2-0          | 4.56        | 26         | 0        | 0        | 0        | 0         | 23.2         | 28         | 13         | 12        | 3         | 7         | 21         |
|    | 2017 Totals (A+/AA)            | 2-0          | 2.81        | 48         | 0        | 0        | 0        | 8         | 48.0         | 52         | 18         | 15        | 3         | 9         | 48         |
| 18 | Sacramento (AAA)               | 0-0          | 12.27       | 3          | 0        | 0        | 0        | 0         | 3.2          | 9          | 9          | 5         | 4         | 2         | 4          |
|    | Richmond (AA)                  | 4-4          | 2.72        | 32         | 0        | 0        | 0        | 0         | 56.1         | 52         | 24         | 17        | 5         | 15        | 51         |
|    | 2018 Totals (AA/AAA)           | 4-4          | 3.30        | 35         | 0        | 0        | 0        | 0         | 60.0         | 61         | 33         | 22        | 9         | 17        | 55         |
| 19 | Richmond (AA)                  | 3-6          | 3.53        | 33         | 6        | 0        | 0        | 0         | 63.2         | 54         | 30         | 25        | 2         | 19        | 53         |
|    | Sacramento (AAA)               | 0-0          | 0.00        | 1          | 0        | 0        | 0        | 0         | 4.2          | 3          | 3          | 0         | 1         | 1         | 2          |
|    | 2019 Totals (AA/AAA)           | 3-6          | 3.29        | 34         | 6        | 0        | 0        | 0         | 68.1         | 57         | 33         | 25        | 3         | 20        | 55         |
|    | <b>MiLB Totals (5 seasons)</b> | <b>14-15</b> | <b>3.22</b> | <b>180</b> | <b>6</b> | <b>0</b> | <b>0</b> | <b>20</b> | <b>257.1</b> | <b>240</b> | <b>119</b> | <b>92</b> | <b>23</b> | <b>59</b> | <b>252</b> |

ORGANIZATION

2021 FLYING SQUIRRELS

HISTORY & RECORDS

DOUBLE-A NORTHEAST

GIANTS ORGANIZATION

GENERAL INFORMATION



# JACOB HEYWARD | OUTFIELDER



ORGANIZATION

2021 FLYING SQUIRRELS

HISTORY & RECORDS

DOUBLE-A NORTHEAST

GIANTS ORGANIZATION

GENERAL INFORMATION



**HEIGHT** 6-3 | **WEIGHT** 205 | **BATS** Right | **THROWS** Right

**BORN:** August 1, 1995  
**BIRTHPLACE:** McDonough, Ga.  
**AGE:** 25 (Turns 26 on August 1)  
**ACQUIRED:** 18th round - 2016  
**SCHOOL:** University of Miami



## CAREER HIGHS

**HITS:** 4, 7/7/16 (AZL GIA vs. AZL ANG)  
**RUNS:** 3, 4x, last - 6/7/19 (RIC @ NH)  
**HOME RUNS:** 2, 2x, last - 5/1/19 (RIC @ BOW)

**RBI:** 5, 7/16/17 (AUG @ ASH)  
**STOLEN BASES:** 2, 2x, last - 8/28/16 (AZL GIA @ AZL DOD)  
**HITTING STREAK:** 9 games, 5/3/17-5/14/17

## AWARDS & ACCOLADES

2019 Eastern League Mid-Season All-Star (Richmond)  
 2019 Eastern League All-Star Game MVP  
 Eastern League Player of the Week (5/5/19)

## FUNN FACTS

- Raised in McDonough, Ga., about 25 miles south of Atlanta
- Attended Eagle's Landing Christian Academy, which was also attended by Tigers prospect Daz Cameron
- Ranked No. 196 high school senior in the nation and No. 11 player in Georgia by *Perfect Game* in 2013
- Hit .333 with nine homers and a team-best 42 RBIs during 2013 senior season, helping team to Class-A private school championship
- Hit .333 with six homers and 30 RBIs in 2012 junior season
- Older brother, Jason, plays for the Chicago Cubs
- Signing Scout: Jose Alou

## CAREER TRANSACTIONS

- Selected in the 38th round (1,153 overall) of the 2013 MLB Draft out of Eagle's Landing Christian Academy (Ga.) by the Atlanta Braves but did not sign
- Selected by the San Francisco Giants in the 18th round (5,45th overall) of the 2016 MLB Draft out of the University of Miami
- Signed on June 28, 2016

## 2019

- Spent most of the season with Double-A Richmond
- Prior to being placed on the 7-day IL on 4/23, ranked second in EL in OBP (.488), was tied for second in walks (11) and ranked 10th in EL in OPS (.957)
- Hit two home runs on 5/1 @ BOW, including lead-off home run on first pitch of the game in return from 7-day IL while totaling nine bases, the most in a single game by a Flying Squirrels player in 2019
- Named Eastern League Player of the Week for 4/29-5/5, batting .389 (7-for-18) with three home runs and nine RBIs in three games
- Started in left field and batted seventh in 2019 Eastern League All-Star Game for Western Division on 7/10, going 1-for-4 with a solo home run to earn Eastern League All-Star Game MVP honors and tied Eastern League All-Star Game record with two runs scored
- Reached base safely in season-best 14 straight games from 7/14-7/27, batting .229 (11-for-48) with a .362 on-base percentage
- Drew two walks on 8/10 vs. BOW (G1) to break Flying Squirrels single-season record for walks with his 63rd walk of the season
- Hit pinch-hit, walk-off grand slam in 10th inning on 8/19 vs. ERI
- Assigned to Triple-A Sacramento on 9/1
- Added three walks with Triple-A Sacramento to bring overall total to 83, which ranked tied for seventh in all of MLB
- Led Eastern League in walks (80), the most in a single season in Flying Squirrels history, passing previous record of 62 by Mark Minicucci in 2013
- Set single-season franchise record for lowest batting average (.209)
- Finished sixth in the league in on-base percentage (.357) and tied for second in the Eastern League in strikeouts (147), the second-most in Flying Squirrels single-season history
- Tied for first on the team in doubles (20), second in RBIs (46) and hit-by-pitches (10), tied for third in home runs (10), third in games played (129) and stolen bases (10)

## 2018

- Spent most of the season with A-Adv. San Jose before two appearances with Triple-A Sacramento at the end of the year
- Ranked second in California League with 61 walks
- Set career highs in games played (114), doubles (26), home runs (12) and RBIs (47)
- Began the season on an eight-game hitting streak from 4/7-4/15, going 11-for-32 (.344) with two home runs
- Had three straight games with a double and two RBIs from 4/28-4/30
- Hit .309 in 19 games in April with 13 walks and 11 strikeouts
- Hit home runs in back-to-back games on 5/13 and 5/14 vs. LAN
- Hit safely in 11 of 12 games from 7/6-7/19 with five doubles and two home runs
- Clubbed walk-off RBI double in the bottom of the ninth for a 6-5 win on 4/21 vs. MOD
- Hit career-high two home runs on 8/29 vs. STK
- Promoted to Triple-A Sacramento on 9/2
- Went 2-for-3 with a double on 9/3 @ LV

## 2017

- Spent the entire season with Single-A Augusta
- Hit .259 with eight home runs in 57 away games and 179 with two home runs in home games
- Recorded a career-high nine-game hit streak from 5/3-5/14, going 12-for-28 (.429)
- Homered in back-to-back games on 4/21 @ CSC and 4/25 vs. ROM
- Hit .307 with four home runs in 21 games in May
- Doubled twice on 6/1 @ LEX
- Notched a career-high five RBIs on 7/16 @ ASH

## 2016

- Started the season with Arizona League Giants and ended the season with short-season Salem-Keizer
- Tripled twice in professional debut on 7/6 @ ANG for first career hits and RBI
- Went 4-for-5 on 7/7 vs. ANG with two doubles
- Hit safely in six straight games—including five multi-hit games—to begin career
- Hit first career home run on 7/17 vs. DOD
- Walked a career-high four times on 7/23 vs. BRE
- Slashed .424/.573/.797 with nine doubles, five triples, one home run and 19 RBIs in 18 games
- Promoted short-season Salem-Keizer on 8/31
- Went 3-for-3 with two doubles and four RBIs on 9/5 vs. BOI

## COLLEGE

- Played three seasons at the University of Miami
- One of four Hurricanes to start all 64 games in 2016
- Helped lead Miami to the 2015 and 2016 College World Series
- Led Miami during the 2015 NCAA postseason, hitting .355 in nine postseason games
- Went 3-for-3 with a two-run home run and walk-off single against Arkansas in the College World Series on 6/15/15
- Named to 2015 College World Series All-Tournament Team
- Played in 24 games as a freshman

| YR | CLUB                           | G          | AB         | R          | H          | 2B        | 3B       | HR        | RBI        | BB         | SO         | SB        | AVG.        |
|----|--------------------------------|------------|------------|------------|------------|-----------|----------|-----------|------------|------------|------------|-----------|-------------|
| 16 | AZL Giants (Rk.)               | 28         | 95         | 27         | 32         | 10        | 5        | 1         | 21         | 24         | 30         | 10        | .337        |
|    | Salem-Keizer (A-)              | 4          | 14         | 4          | 4          | 2         | 0        | 0         | 4          | 3          | 3          | 1         | .286        |
|    | 2016 Totals (Rk./A-)           | 32         | 109        | 31         | 36         | 12        | 5        | 1         | 25         | 27         | 33         | 11        | .330        |
| 17 | Augusta (A)                    | 107        | 359        | 40         | 80         | 16        | 0        | 10        | 45         | 42         | 110        | 5         | .223        |
| 18 | San Jose (A+)                  | 112        | 407        | 61         | 105        | 26        | 1        | 12        | 47         | 61         | 104        | 14        | .258        |
|    | Sacramento (AAA)               | 2          | 5          | 1          | 2          | 1         | 0        | 0         | 0          | 1          | 3          | 0         | .400        |
|    | 2018 Totals (A+/AAA)           | 114        | 412        | 62         | 107        | 27        | 1        | 12        | 47         | 62         | 107        | 14        | .260        |
| 19 | Richmond (AA)                  | 125        | 383        | 46         | 80         | 20        | 0        | 10        | 46         | 80         | 147        | 10        | .209        |
|    | Sacramento (AAA)               | 2          | 5          | 4          | 2          | 0         | 0        | 1         | 1          | 3          | 2          | 0         | .400        |
|    | 2019 Totals (AA/AAA)           | 127        | 388        | 50         | 82         | 20        | 0        | 11        | 47         | 83         | 149        | 10        | .211        |
|    | <b>MILB Totals (4 seasons)</b> | <b>253</b> | <b>880</b> | <b>133</b> | <b>223</b> | <b>55</b> | <b>6</b> | <b>23</b> | <b>117</b> | <b>131</b> | <b>250</b> | <b>30</b> | <b>.253</b> |



|                       |                      |                      |                        |
|-----------------------|----------------------|----------------------|------------------------|
| <b>HEIGHT</b><br>6-11 | <b>WEIGHT</b><br>239 | <b>BATS</b><br>Right | <b>THROWS</b><br>Right |
|-----------------------|----------------------|----------------------|------------------------|

**BORN:** May 7, 1997  
**BIRTHPLACE:** Fridley, Minn.  
**AGE:** 23 (Turns 24 on May 7)  
**ACQUIRED:** 2nd Round - 2018  
**SCHOOL:** University of Kentucky



## CAREER HIGHS

**IP (START):** 6.2, 7/3/19 (SJ @ MOD)  
**IP (RELIEF):** --  
**RUNS ALLOWED:** 7, 8/21/19 (RIC vs. ERI)

**WALKS:** 4, 8/26/19 (RIC @ ERI)  
**STRIKEOUTS:** 9, 6/28/19 (SK vs. STK)  
**MOST HITS ALLOWED:** 12, 8/21/19 (RIC vs. ERI)

### FUNN FACTS

- Sean Anthony Hjelle
- Pronounced "Jelly"
- Resides in Lexington, Ky.
- Wife, Caroline, is originally from Richmond
- Has one son, George, born in April 2020
- Sister, Mara, played basketball at Wayne State and professionally in Finland and Germany
- Played baseball and basketball at Mahtomedi High School in Mahtomedi, Minn., a school of approximately 1200 students
- Selected First-Team All-State and a Mr. Baseball finalist in 2015 senior season
- Helped lead Zephyrs to two Section 4 championships
- Averaged 15 points per game and 10 rebounds per game in basketball
- Also played soccer growing up
- Started eighth grade at six feet tall and grew eight inches by the end of the school year
- Majored in Secondary Education-Social Studies Education at the University of Kentucky
- UK Student Athletic Council President in 2017-18 school year
- At 6-foot-11, is the tallest player in Flying Squirrels history and would match Jon Rauch (2002-13) as the tallest player in MLB history when he debuts
- Rated by *Baseball America* as the No. 30 prospect entering the 2018 MLB Draft and No. 44 by MLB.com
- Spent the summer of 2020 working out at The Diamond in Richmond with former Flying Squirrels catcher Matt Winn until moving to Lexington, Ky. later in the year
- Threw an estimated 110 simulated innings during canceled season in 2020
- Rated by *Baseball America* as the Giants' No. 13 prospect entering the 2021 season

### CAREER TRANSACTIONS

- Selected by the San Francisco Giants in the second round (45th overall) of the 2018 MLB Draft out of the University of Kentucky

### 2019

- Split season between three levels, Single-A Augusta GreenJackets, A-Adv. San Jose Giants and Double-A Richmond Flying Squirrels
- Rated by *Baseball America* as the Giants' No. 6 prospect and No. 5 by MLB.com entering the season
- Began season with Single-A Augusta
- GreenJackets' Opening Day starter on 4/4 @ ASH and allowed one run in 4.0 IP
- Earned first professional win on 5/8 @ WV after allowing one run in 5.0 IP
- Went 1-1 with a 2.00 ERA (6 ER/27.0 IP) over final six Single-A starts from 4/20-5/18
- Promoted to A-Adv. San Jose on 5/20
- Posted second-best ERA (2.78) in California League during time with San Jose from 5/23-8/5, ranked sixth in strikeouts

- (74), second in IP (77.2) and second in WHIP (1.18)
- Promoted to Double-A Richmond on 8/9
- Made Double-A debut on 8/10 vs. BOW (G2) and allowed one hit over 4.0 scoreless innings before allowing five runs in the fifth in loss
- Allowed four runs, three in the fourth inning, in loss on 8/15 @ BOW
- Surrendered career highs in hits (12) and runs (7) and tied career high in earned runs allowed (5) in no-decision on 8/21 vs. ERI
- Picked up first Double-A win despite allowing career-high four walks on 8/26 @ ERI
- Allowed one run in 5.0 innings on 8/31 vs. BOW in final start of 2019 and was ejected by home plate umpire Mike Savakinas following final out of fifth inning
- Finished the season ranked fourth in the Giants organization in strikeouts (139) and fifth in ERA (3.32)
- Rated by *Baseball America* as the No. 11 prospect in the California League in 2019



### 2018

- Spent entire season with short-season Salem-Keizer
- Made 12 appearances, all starts, but was limited to a maximum of 2.0 innings in each outing
- Made professional debut on 6/10 @ VAN and allowed one run in 1.0 inning of work

### COLLEGE

- Played for the Kentucky Wildcats
- Closer for Wildcats during 2016 freshman season, picking up eight saves, which was tied for third-most in a season in school history and a UK freshman record
- Pitched for the Elmira Pioneers of the Perfect Game League during the 2016 summer, going 3-1 with a 3.06 ERA in eight starts and threw a complete-game shutout in the PGL playoffs
- Moved into Kentucky starting rotation during 2017 sophomore season, going 11-4 with a 3.89 ERA and became the first UK pitcher ever to win the SEC Pitcher of the Year award
- Entered 2018 rated by *Baseball America* as the No. 20 prospect in that year's MLB Draft and No. 8 draft prospect in the SEC
- Went 7-5 with a 3.44 ERA in 15 outings during 2018 senior season and named Collegiate Baseball Second-Team All-American
- Wildcats' Friday starter for sophomore and junior seasons

| YR | CLUB                    | W-L | ERA  | G  | GS | CG | SHO | SV | IP    | H   | R  | ER | HR | BB | SO  |
|----|-------------------------|-----|------|----|----|----|-----|----|-------|-----|----|----|----|----|-----|
| 18 | Salem-Keizer (A-)       | 0-0 | 5.06 | 12 | 12 | 0  | 0   | 0  | 21.1  | 24  | 16 | 12 | 4  | 4  | 22  |
| 19 | Augusta (A)             | 1-2 | 2.66 | 9  | 9  | 0  | 0   | 0  | 40.2  | 41  | 16 | 12 | 3  | 9  | 44  |
|    | San Jose (A+)           | 5-5 | 2.78 | 14 | 14 | 0  | 0   | 0  | 77.2  | 73  | 31 | 24 | 2  | 19 | 74  |
|    | Richmond (AA)           | 1-2 | 6.04 | 5  | 5  | 0  | 0   | 0  | 25.1  | 38  | 19 | 17 | 1  | 9  | 21  |
|    | 2019 Totals (A/A+/AA)   | 7-9 | 3.32 | 28 | 28 | 0  | 0   | 0  | 143.2 | 152 | 66 | 53 | 6  | 37 | 139 |
|    | MiLB Totals (2 seasons) | 7-9 | 3.55 | 40 | 40 | 0  | 0   | 0  | 165.0 | 176 | 82 | 65 | 10 | 41 | 161 |

# RYAN HOWARD | INFIELDER



**HEIGHT** | **WEIGHT** | **BATS** | **THROWS**  
6-2 | 195 | Right | Right

**BORN:** July 25, 1994  
**BIRTHPLACE:** St. Peters, Mo.  
**AGE:** 26 (Turns 27 on July 25)  
**ACQUIRED:** 5th round - 2016  
**SCHOOL:** University of Missouri



## CAREER HIGHS

**HITS:** 4, 4x, last – 5/22/19 (SAC vs. SL)  
**RUNS:** 3, 3x, last – 5/27/19 (SAC @ ABQ)  
**HOME RUNS:** 1, 24x, last – 9/2/19 (SAC vs. ELP)

**RBI:** 4, 7/22/18 (RIC @ AKR)  
**STOLEN BASES:** 2, 2x, last – 5/28/18 (RIC @ AKR)  
**HITTING STREAK:** 14 games, 4/21/17-5/6/17

## AWARDS & ACCOLADES

2018 Eastern League Mid-Season All-Star (Richmond)  
2017 MiLB.com Giants Organizational All-Star  
2017 California League Post-Season All-Star (San Jose)  
2017 California League Mid-Season All-Star (San Jose)

- Second on the team in walks (39) and third in games played (117)
- Recorded four multi-hit games across a seven-game hit streak from 4/8-4/15
- Finished April with a .288 average with five steals
- Went 3-for-5 with two doubles on 5/4 @ REA
- Doubled 11 times in 23 games in May
- Named an Eastern League Mid-Season All-Star after batting .283 with 22 doubles and 35 RBIs in the first half
- Recorded a career-high four RBIs on 7/22 @ AKR
- Had an eight-game hit streak from 8/14-8/21, including four multi-hit games
- Ranked as the No. 25 Giants prospect by MLB.com and No. 16 by *Baseball America*

## FUNN FACTS

- Ryan Avery Howard
- Played infield and pitched at Francis Howell Central High School in Weldon Spring, Missouri
- 2012 All-Gateway Athletic Conference Selection
- Also played basketball, totaling 1,032 points scored over a four-year varsity career and earned All-District honors in the 2012-13 season
- Inducted into the Howell Central and Gateway Athletic Conference Halls of Fame
- Ranked by MLB.com as the No. 28 Giants prospect and No. 24 by *Baseball America*
- Ranked as the No. 199 prospect in the 2016 MLB Draft by MLB.com
- His father, Ray, played in the Cleveland Indians organization in 1984 with the Waterloo Indians and Batavia Trojans and also played professional baseball in Italy
- Like the former NL MVP and three-time All-Star who shares the same name, Howard is from the St. Louis area and was drafted in the fifth round

## CAREER TRANSACTIONS

- Selected by the San Francisco Giants in the 31st round of the 2015 MLB Draft out of the University of Missouri, but did not sign
- Selected by the San Francisco Giants in the fifth round (155th overall) of the 2016 MLB Draft out of the University of Missouri
- Signed on June 16, 2016

## 2019

- Split season between Double-A Richmond and Triple-A Sacramento
- Hit .230 with six doubles in 28 games with Double-A Richmond before earning promotion to Triple-A Sacramento on 5/9
- Hit .194 in 40 games with Sacramento
- Returned to Richmond roster on 6/24
- Hit .400 (12-for-30) during season-best nine-game hitting streak from 7/19-7/27
- Led qualified Richmond hitters with a .250 average in July
- Hit walk-off single in 10th inning on 8/17 vs. HBG in 1-0 win
- Over final 44 games beginning 7/17, hit .279 (41-for-147), which led the team in that span and increased his season batting average from .173 to .223
- Hit .360 (9-for-25) during seven-game hitting streak to close out his Double-A season
- Only Richmond player to start at least one game in every spot in the batting order
- Promoted to Triple-A Sacramento on 9/1

## 2018

- Spent the entire season with Double-A Richmond
- Collected a career-high 32 doubles and four triples
- Tied career-high with 50 RBIs
- Stole a career-high nine bases
- Led team in hits (115) and doubles (32)

| YR | CLUB                           | G          | AB          | R          | H          | 2B        | 3B       | HR        | RBI        | BB         | SO         | SB        | AVG.        |
|----|--------------------------------|------------|-------------|------------|------------|-----------|----------|-----------|------------|------------|------------|-----------|-------------|
| 16 | AZL Giants (Rk.)               | 2          | 8           | 1          | 2          | 0         | 0        | 0         | 0          | 2          | 0          | 0         | .250        |
|    | Salem-Keizer (A-)              | 59         | 224         | 33         | 61         | 10        | 0        | 4         | 31         | 13         | 24         | 2         | .272        |
|    | 2016 Totals (Rk./A-)           | 61         | 232         | 34         | 63         | 10        | 0        | 4         | 31         | 15         | 24         | 2         | .272        |
| 17 | San Jose (A+)                  | 127        | 526         | 59         | 161        | 21        | 0        | 9         | 50         | 23         | 81         | 7         | .306        |
| 18 | Richmond (AA)                  | 117        | 422         | 44         | 115        | 32        | 4        | 4         | 50         | 39         | 55         | 9         | .273        |
| 19 | Richmond (AA)                  | 91         | 309         | 26         | 69         | 10        | 2        | 3         | 22         | 22         | 48         | 5         | .223        |
|    | Sacramento (AAA)               | 42         | 153         | 18         | 36         | 6         | 0        | 4         | 23         | 11         | 36         | 2         | .235        |
|    | 2019 Totals (AA/AAA)           | 133        | 462         | 44         | 105        | 16        | 2        | 7         | 45         | 33         | 84         | 7         | .227        |
|    | <b>MILB Totals (4 seasons)</b> | <b>438</b> | <b>1642</b> | <b>181</b> | <b>444</b> | <b>79</b> | <b>6</b> | <b>24</b> | <b>176</b> | <b>110</b> | <b>244</b> | <b>25</b> | <b>.270</b> |



ORGANIZATION

2021 FLYING SQUIRRELS

HISTORY & RECORDS

DOUBLE-A NORTHEAST

GIANTS ORGANIZATION

GENERAL INFORMATION



# BRYCE JOHNSON | OUTFIELDER

ORGANIZATION

2021 FLYING SQUIRELS

HISTORY & RECORDS

DOUBLE-A NORTHEAST

GIANTS ORGANIZATION

GENERAL INFORMATION



**HEIGHT** 6-1 | **WEIGHT** 180 | **BATS** Switch | **THROWS** Right

**BORN:** October 27, 1995  
**BIRTHPLACE:** Houston, Texas  
**AGE:** 25  
**ACQUIRED:** 6th Round - 2017  
**SCHOOL:** Sam Houston State



## CAREER HIGHS

**HITS:** 4, 2x, last – 5/23/19 (SJ @ MOD)  
**RUNS:** 3, 4x, last – 6/21/19 (SJ @ STK)  
**HOME RUNS:** 1, 6x, last – 7/16/19 (RIC @ HFD)

**RBI:** 3, 3x, last – 7/16/19 (RIC @ HFD)  
**STOLEN BASES:** 4, 8/24/17 (SK @ EUG)  
**HITTING STREAK:** 13 games, 8/11/17-8/23/17

## AWARDS & ACCOLADES

2017 Northwest League Post-Season All-Star (Salem-Keizer)  
2018 Minor League Baseball Gold Glove Award (CF)

## FUNN FACTS

- Bryce Christopher Johnson
- Attended Cypress Ranch (Cy Ranch) High School in Cypress, Texas, near Houston
- High school baseball and football teammate of Houston Astros pitcher Corbin Martin
- All-District and All-State selection in baseball and football (wide receiver) in high school
- Named a THSB 5A Top 50 Player
- Won 2012 Class 5A state championship in baseball as a sophomore
- Rated by Baseball America as the No. 197 prospect in the 2017 MLB Draft
- Became a switch-hitter prior to sophomore season at Sam Houston State in 2016 after trying to hit left-handed in a game just once before when he was in high school

## CAREER TRANSACTIONS

- Selected by the San Francisco Giants in the sixth round (186th overall) of the 2017 MLB Draft out of Sam Houston State

## 2019

- Split season between A-Adv. San Jose and Double-A Richmond
- Committed first error of his professional career on 4/12 vs. VIS on an errant throw
- Tied career high with four hits on 5/23 @ MOD
- Promoted to Double-A Richmond on 6/25
- Ranked fifth in the California League in stolen bases (18) at time of promotion and tied for first in triples (6)
- Homered for first Double-A hit on 6/27 vs. HFD and finished game a double shy of the cycle
- Collected seven hits in first four home games at The Diamond (7-for-12, 2B, 3B, HR) from 6/27-6/29
- Reached base in 18 of first 19 Double-A games, including 18 straight from 6/27-7/17, a stretch in which he hit .356 (21-for-56) with five doubles, three homers, 13 RBIs and 13 runs scored with a .435 OBP
- Ranked second among qualified Richmond batters with a .243 batting average beginning 6/25 when he was assigned to Double-A and led team with 14 doubles during that span
- Hit .300 (33-for-110) in 30 home games and .180 (18-for-100) in 30 road games at Double-A
- Hit .298 (34-for-114) when batting first compared to .177 (15-for-96) in all other spots in the order at Double-A

## 2018

- Spent entire season with A-Adv. San Jose
- Collected walk-off HBP on 4/20 vs. MOD
- Set new career high with four hits on 4/21 vs. MOD
- Hit first professional home run on 8/12 @ STK
- Finished the season ranked tenth in the league in OBP

- (.339), seventh in walks (54) and fourth in stolen bases (31)
- Selected for Minor League Rawlings Gold Glove Award (CF) after posting a perfect 1.000 fielding percentage for the season in 112 games

## 2017

- Spent entire season with short-season Salem-Keizer
- Made professional debut on 7/2 @ TRI and went 1-for-4
- Stole career-high four bases on 8/24 @ EUG
- Posted a 13-game hitting streak from 8/11-8/23 during which he hit .353 (18-for-51)
- Had at least one hit in 22 of 23 games from 8/11-9/3, following his 13-game hitting streak with a nine-game streak to end the season
- Finished the season ranked second in the Northwest League in batting average (.329), fourth in OBP (.400), third for sixth in hits (73) and fourth in stolen bases (25)
- Named a 2017 Northwest League Post-Season All-Star



## COLLEGE

- Attended Sam Houston State University
- Southland Conference Honorable Mention outfielder as a freshman in 2015, leading team with 16 stolen bases
- Led the Southland Conference and ranked 20th in the nation in hits (90) in 2016 sophomore season, the seventh-most in a season in school history
- Compiled a 21-game hitting streak and a 46-game on-base streak in 2016
- 2016 Second-Team All-Southland Conference
- Spent the 2016 summer playing for the Falmouth Commodores of the Cape Cod League
- Helped Bearkats to a Southland Tournament championship and NCAA Tournament berth in 2017 junior season, and team eventually advanced to first super regional in school history
- Led Sam Houston in batting average (.350), hits (92), runs scored (63) and stolen bases (33) in 2017
- Named First-Team All-Southland Conference and NCAA Lubbock Regional All-Tournament Team in 2017
- Finished collegiate career ranked fourth in school history in stolen bases (67), tied for sixth in runs scored (147) and seventh in hits (240)
- One of only 11 players in school history selected in the first six rounds of the MLB Draft at the time of his selection

| YR | CLUB                    | G   | AB   | R   | H   | 2B | 3B | HR | RBI | BB  | SO  | SB | AVG. |
|----|-------------------------|-----|------|-----|-----|----|----|----|-----|-----|-----|----|------|
| 17 | Salem-Keizer (A-)       | 57  | 222  | 41  | 73  | 5  | 2  | 0  | 16  | 17  | 52  | 25 | .329 |
| 18 | San Jose (A+)           | 116 | 441  | 62  | 110 | 18 | 6  | 1  | 35  | 54  | 116 | 31 | .249 |
| 19 | San Jose (A+)           | 68  | 260  | 39  | 69  | 9  | 6  | 2  | 26  | 39  | 71  | 18 | .265 |
|    | Richmond (AA)           | 60  | 210  | 29  | 51  | 14 | 1  | 3  | 18  | 24  | 55  | 8  | .243 |
|    | 2019 Totals (A+/AA)     | 128 | 470  | 68  | 120 | 23 | 7  | 5  | 44  | 63  | 126 | 26 | .255 |
|    | MiLB Totals (3 seasons) | 301 | 1133 | 171 | 303 | 46 | 15 | 6  | 95  | 134 | 294 | 82 | .267 |



**HEIGHT** | **WEIGHT** | **BATS** | **THROWS**  
 5-11 | 196 | Left | Left

**BORN:** July 8, 1995  
**BIRTHPLACE:** Fair Oaks, Calif.  
**AGE:** 25 (Turns 26 on July 8)  
**ACQUIRED:** Minor League Free Agent - November 17, 2020  
**SCHOOL:** Sacramento State



**CAREER HIGHS**

**IP (START):** 7.0, 8/24/19 (KAN @ CSC)  
**IP (RELIEF):** 3.1, 8/2/16 (PRN @ ELZ)  
**RUNS ALLOWED:** 6, 7/15/19 (KAN @ HIC)

**WALKS:** 3, 3x – last 7/15/19 (KAN @ HIC)  
**STRIKEOUTS:** 10, 7/20/19 (KAN vs. LWD)  
**MOST HITS ALLOWED:** 9, 7/10/19 (KAN vs. GBO)

**FUNN FACTS**

- Samuel Trenton Long
- Graduated from Del Campo High School in Fair Oaks, Calif., and played college ball at Sacramento State, 25 min. away
- Graduated high school early in December 2013
- Suffered two herniated disks during his junior season at Sacramento State
- Trained at Optimum Athletics in Sacramento when a bullpen session video taken of him was tweeted out by @PitchingNinja (run by Rob Friedman) and a few days later, the Chicago White Sox signed him
- After being released by Tampa Bay on the last day of 2018 spring training, took summer classes to get his EMT certification with the end goal of becoming a firefighter
- Sister, Ali, played college volleyball at St. Francis College in Brooklyn, N.Y.
- Giants non-roster spring training invitation in 2021

**CAREER TRANSACTIONS**

- Selected by the Tampa Bay Rays in the 18th round (540th overall) in the 2016 MLB Draft out of Sacramento State and signed on July 12, 2016
- Released by the Tampa Bay Rays on March 22, 2018
- Signed by the Chicago White Sox as a minor league free agent on March 5, 2019
- Elected free agency on November 2, 2020
- Signed by the San Francisco Giants as a minor league free agent on November 17, 2020

**2019**

- Signed by the Chicago White Sox as a minor league free agent on March 5, 2019
- Spent the entire season with Single-A Kannapolis Intimidators of the South Atlantic League
- Spent the first half of the season as a reliever then transitioned into the starting rotation for the second half
- Had the second-lowest ERA amongst Kannapolis starters (3.06) and finished fourth in strikeouts (112), fourth in appearances (15) and tied for fourth in games started (15)
- Notched four consecutive scoreless outings in first four appearances of the year allowing only two hits over 5.0 innings and nine strikeouts from 4/6-4/16
- Gathered first winning decision of the season on 4/12 @ HIC allowing no hits or runs and struck out two
- Struck out a season-high five batters pitching in relief on 4/16 @ DEL
- Compiled a 1.23 ERA over eight appearances (14.2 IP) during the month of May and allowed only two extra-base hits during the month out of the 57 batters faced.
- Went 3-1 with a 3.50 ERA over 36.0 innings in the first half of the season compared to a 5-4 record with a 2.80 ERA over 61.0 innings during the second half
- Earned first winning decision of the season on 6/13 vs. GBO
- Fanned a season-high 10 batters on 7/20 vs. LWD I
- Gained a 4.56 ERA over 25.2 innings in the month of July (all of them starts)
- Went 4-1 with a 0.61 ERA over 29.1 innings with five walks and 30 strikeouts over last five starts of the season

**2018**

- Did not play

**2017**

- Split time between Single-A Bowling Green of the Midwest League and Short-Season Hudson Valley of the New York-Penn League while with the Tampa Bay Rays organization
- Was used exclusively in relief
- Began the season with Single-A Bowling Green and made one appearance on 4/26 vs. DAY
- Did not pitch again until 6/23 for Short-Season Hudson Valley
- Notched first winning decision of the season on 8/4 @ LOW
- Claimed his first save of the season on 8/10 @ SC
- Promoted to Single-A Bowling Green on 8/14
- Appeared five times for the Hot Rods to close out the season where he allowed only one earned run over 7.1 innings

**2016**

- Signed with the Tampa Bay Rays on 7/12
- Spent majority of season with rookie Princeton of the Appalachian League with one appearance for the rookie GCL Rays of the Gulf Coast League
- Pitched one game for the GCL Rays where he threw 1.0 inning, giving up a solo home run in professional debut
- Promoted to rookie-advanced Princeton on 7/16
- Went 2.0 innings with one earned run off of two hits, one walk and four strikeouts in first appearance with Princeton
- Notched first save of his professional career on 7/26 @ GRN in a hitless and scoreless inning of work
- Struck out 15 of the 37 batters he faced during the month of July
- Gathered first winning decision of his pro career on 8/2 @ ELZ throwing 3.1 innings with one hit, two walks and three strikeouts
- Handed the loss in his first professional start on 8/9 vs. BLU
- Gathered a 1-1 record with a 2.60 ERA over 17.1 innings in last five appearances on the season

**COLLEGE**

- Played three seasons at Sacramento State in the Western Athletic Conference
- Selected as the Preseason WAC Pitcher of the Year his junior season (2016)
- Fifth in Sacramento State baseball history with 270.1 innings pitched, eighth in program history with 181 career strikeouts and tied for sixth in program history with 19 career wins
- Pitched in 16 games (15 starts) in his junior year compiling a 5-3 record with a 3.99 ERA over 85.2 innings (4-4 with a 3.57 ERA in conference play)
- Fanned a season-high nine batters against Seattle University on 5/20/15
- Singled in first career at-bat against University of Texas Rio Grande Valley on 4/23 which came in the 15th inning...later scored the winning run
- Named Louisville Slugger Freshman All-American in his freshman season (2014)
- Named WAC Freshman of the Year and All-WAC Second Team during the 2014 season

| YR | CLUB                              | W-L         | ERA         | G         | GS        | CG       | SHO      | SV       | IP           | H          | R         | ER        | HR       | BB        | SO         |
|----|-----------------------------------|-------------|-------------|-----------|-----------|----------|----------|----------|--------------|------------|-----------|-----------|----------|-----------|------------|
| 16 | GCL Rays (Rk.)                    | 0-0         | 9.00        | 1         | 0         | 0        | 0        | 0        | 1.0          | 1          | 1         | 1         | 1        | 1         | 2          |
|    | Princeton (Adv.-Rk.)              | 1-1         | 3.12        | 10        | 3         | 0        | 0        | 1        | 26.0         | 26         | 12        | 9         | 0        | 8         | 33         |
|    | <i>2016 Totals (Rk./Adv.-Rk.)</i> | <i>1-1</i>  | <i>3.33</i> | <i>11</i> | <i>3</i>  | <i>0</i> | <i>0</i> | <i>1</i> | <i>27.0</i>  | <i>27</i>  | <i>13</i> | <i>10</i> | <i>1</i> | <i>9</i>  | <i>35</i>  |
| 17 | Hudson Valley (A-)                | 1-0         | 2.70        | 14        | 0         | 0        | 0        | 1        | 23.1         | 20         | 9         | 7         | 0        | 8         | 22         |
|    | Bowling Green (A)                 | 0-0         | 1.08        | 6         | 0         | 0        | 0        | 0        | 8.1          | 7          | 2         | 1         | 0        | 10        | 7          |
|    | <i>2017 Totals (A-/A)</i>         | <i>1-0</i>  | <i>2.27</i> | <i>20</i> | <i>0</i>  | <i>0</i> | <i>0</i> | <i>1</i> | <i>31.2</i>  | <i>27</i>  | <i>11</i> | <i>8</i>  | <i>0</i> | <i>18</i> | <i>29</i>  |
| 19 | Kannapolis (A)                    | 8-5         | 3.06        | 30        | 15        | 0        | 0        | 0        | 97.0         | 73         | 39        | 33        | 7        | 28        | 112        |
|    | <b>MiLB Totals (4 seasons)</b>    | <b>10-6</b> | <b>2.95</b> | <b>61</b> | <b>18</b> | <b>0</b> | <b>0</b> | <b>2</b> | <b>155.2</b> | <b>127</b> | <b>63</b> | <b>51</b> | <b>8</b> | <b>55</b> | <b>176</b> |

# MARCO LUCIANO | SHORTSTOP

ORGANIZATION

2021 FLYING SQUIRRELS

HISTORY & RECORDS

DOUBLE-A NORTHEAST

GIANTS ORGANIZATION

GENERAL INFORMATION



**HEIGHT** 6-1 | **WEIGHT** 206 | **BATS** Right | **THROWS** Right

**BORN:** September 10, 2001  
**BIRTHPLACE:** San Francisco de Macoris, Dominican Republic  
**AGE:** 19 (Turns 20 on September 10)  
**ACQUIRED:** International Free Agent (July 2, 2018)



## CAREER HIGHS

**HITS:** 4, 6/21/19 (AZL GIO @ AZL CUB2)  
**RUNS:** 3, 6x, last – 8/18/19 (SK vs. EVE)  
**HOME RUNS:** 2, 7/2/19 (AZL GIO @ AZL INDR)

**RBI:** 3, 3x, last – 8/2/19 (AZL GIO @ AZL ASGO)  
**STOLEN BASES:** 1, 9x, last – 8/14/19 (SK @ EUJ)  
**HITTING STREAK:** 10 games, 6/27/19-7/10/19

## AWARDS & ACCOLADES

2019 MLB.com Giants Organizational All-Star  
 2019 Baseball America Rookie All-Star  
 2019 Arizona League Post-Season All-Star

## FUNN FACTS

- Marco Jose Luciano
- Pronounced "lew-see-AH-noh"
- Native of San Francisco de Macoris, the same hometown as Giants reliever Wandy Peralta
- Rated by *Baseball America* as the No. 2 international prospect in the 2018 class, behind only Victor Victor Mesa (Marlins), and No. 1 player out of the Dominican Republic
- Signing scout: Jonathan Bautista
- Enters 2021 rated by *Baseball America* as the No. 12 prospect in baseball, No. 16 by MLB.com and No. 8 by *Baseball Prospectus*
- Initially discovered at a tryout at age 12 by trainer Edwin "Ray" Castillo in the northern part of the island of Cibao
- First scouted by the Giants at age 14
- Had an operation to heal a hernia in August 2018
- Participated in a preseason minicamp with the Giants at Oracle Park in January 2020
- Selected for Giants' 60-man Player Pool and Alternate Training Site during the summer of 2020 and also saw time in the fall instructional league
- Recorded a peak exit velocity of 118 mph at the Alternate Training Site in 2020
- Enters 2021 rated by *Baseball America* and MLB.com as the Giants' No. 1 prospect

## CAREER TRANSACTIONS

- Signed by the San Francisco Giants as an international free agent on July 2, 2018

## 2019

- Split season between rookie-level Arizona League Giants Orange and short-season Salem-Keizer Volcanoes
- Made professional debut on 6/17 vs. AZL Angels and went 0-for-5 but scored twice
- Collected first three professional hits on 6/19 @ AZL Athletics Gold and hit first professional home run, finishing a single shy of the cycle
- Homered in three consecutive games from 6/19-6/22 and totaled eight hits
- Hit .358 (29-for-81) in 20 games from 6/29-6/27 with six homers, six doubles, a triple and 20 RBIs with a 1.126 OPS

- Finished the season ranked tied for fourth in the Arizona League with in home runs (10), tied for sixth in RBIs (38), third in OBP (.438), fifth in slugging percentage (.616), fourth in OPS (1.055), tied for ninth in total bases (90) and first in runs scored (46)
- Promoted to short-season Salem-Keizer on 8/11
- Closed regular season on a five-game hitting streak from 8/15-8/21
- Rated by *Baseball America* as the No. 2 prospect in the Arizona League for 2019
- One of just five players age 17 or younger to hit double-digit home runs in 2019



| YR | CLUB                         | G         | AB         | R         | H         | 2B        | 3B       | HR        | RBI       | BB        | SO        | SB       | AVG.        |
|----|------------------------------|-----------|------------|-----------|-----------|-----------|----------|-----------|-----------|-----------|-----------|----------|-------------|
| 19 | Salem-Keizer (A-)            | 9         | 33         | 6         | 7         | 4         | 0        | 0         | 4         | 5         | 6         | 1        | .212        |
|    | AZL Giants Orange (Rk.)      | 38        | 146        | 46        | 47        | 9         | 2        | 10        | 38        | 27        | 39        | 8        | .322        |
|    | 2019 Totals (Rk./A-)         | 47        | 179        | 52        | 54        | 13        | 2        | 10        | 42        | 32        | 45        | 9        | .302        |
|    | <b>MLB Totals (1 season)</b> | <b>47</b> | <b>179</b> | <b>52</b> | <b>54</b> | <b>13</b> | <b>2</b> | <b>10</b> | <b>42</b> | <b>32</b> | <b>45</b> | <b>9</b> | <b>.302</b> |

## GIANTS ORGANIZATION BEST TOOLS

As compiled by *Baseball America* heading into the 2021 season

**Best Hitter for Average** ..... Marco Luciano  
**Best Power Hitter** ..... Marco Luciano  
**Best Strike-Zone Discipline** ..... Logan Wyatt  
**Fastest Baserunner** ..... Simon Whiteman  
**Best Athlete** ..... Hunter Bishop  
**Best Fastball** ..... Melvin Adon  
**Best Curveball** ..... Seth Corry  
**Best Slider** ..... Blake Rivera

**Best Changeup** ..... Logan Webb  
**Best Control** ..... Sean Hjelle  
**Best Defensive Catcher** ..... Joey Bart  
**Best Defensive Infielder** ..... Ghordy Santos  
**Best Infield Arm** ..... Dilan Rosario  
**Best Defensive Outfielder** ..... Hunter Bishop  
**Best Outfield Arm** ..... Diego Rincones

# JOEY MARCIANO | LEFT-HANDED PITCHER



ORGANIZATION

2021 FLYING SQUIRRELS

HISTORY & RECORDS

DOUBLE-A NORTHEAST

GIANTS ORGANIZATION

GENERAL INFORMATION



**HEIGHT** | **WEIGHT** | **BATS** | **THROWS**  
6-5 | 250 | Left | Left

**BORN:** January 11, 1995  
**BIRTHPLACE:** Carbondale, Ill.  
**AGE:** 26  
**ACQUIRED:** 36th Round - 2017  
**SCHOOL:** Southern Illinois



## CAREER HIGHS

**IP (START):** 6.0, 6x, last - 6/5/18 (AUG vs. GVL)  
**IP (RELIEF):** 5.0, 5/3/18 (AUG @ WV)  
**RUNS ALLOWED:** 7, 7/10/18 (SJ @ STK)

**WALKS:** 3, 7x, last - 5/28/19 (SJ vs. LAN)  
**STRIKEOUTS:** 11, 4/20/18 (AUG @ ROM)  
**MOST HITS ALLOWED:** 10, 6/15/18 (AUG @ ASH)

### AWARDS & ACCOLADES

2017 Arizona League Post-Season All-Star (AZL Giants)  
2018 South Atlantic League Mid-Season All-Star (Augusta)

### FUNN FACTS

- Joey J. Marciano
- Attended Roberto Clemente Community Academy in Chicago, which also produced former New York Mets and Texas Rangers outfielder
- Grew up in Englewood on Chicago's south side before moving to Humboldt Park
- Did not play organized sports until his freshman year of high school
- Started playing baseball at age 15 after seeing a bulletin posted in his high school lunchroom for tryouts, originally making the team as an outfielder
- Retired during the 2019 season
- Launched clothing brand, WEST DVSN, with two former high school classmates
- Related to boxer Rocky Marciano

### CAREER TRANSACTIONS

- Selected by the San Francisco Giants in the 36th round (1,086th overall) of the 2017 MLB Draft out of Southern Illinois University

### 2019

- Spent season with A-Adv. San Jose Giants
- Spent season working as a reliever
- Picked up first win of the season on 4/8 @ STK after working 3.0 scoreless innings
- Posted a 1.76 ERA (3 ER/15.1 IP) in 10 outings from 4/27-6/6
- Retired on 7/18

### 2018

- Split season between Single-A Augusta GreenJackets and A-Adv. San Jose Giants
- Began season as a starting pitcher
- Picked up a win in season debut on 4/9 @ GBO after allowing one run over 5.0 innings
- Set career high with 11 strikeouts over 6.0 innings on 4/20 @ ROM
- Went 2-0 with a 0.64 ERA (2 ER/28.0 IP) in first five starts from 4/9-5/3
- Selected as a South Atlantic League Mid-Season All-Star
- Pitched a scoreless inning in the South Atlantic League All-Star Game on 6/19 at First National Bank Field in Greensboro
- Promoted to A-Adv. San Jose on 7/28
- Went 0-3 with an 11.94 ERA (23 ER/17.1 IP) in four California League starts from 7/10-7/26
- Switched to relief role beginning in August
- Went 1-1 with a 3.86 ERA (6 ER/14.0) in nine relief outings to close the season from 8/5-9/3

### 2017

- Spent entire season with rookie-level AZL Giants
- Made professional debut on 6/30 vs. AZL Athletics and pitched a scoreless inning with one strikeout
- Earned first professional win on 7/9 @ AZL Angels, throwing two scoreless innings
- Did not allow a run in his first four professional outings from 6/30-7/13 before surrendering two unearned runs on 7/20 @ AZL Reds
- Opened professional career without allowing an earned run through 11 outings, spanning 19.0 innings, from 6/30-8/15
- Selected as an Arizona League Post-Season All-Star



### COLLEGE

- Began collegiate career at John A. Logan College
- Went 8-2 with a 1.84 ERA for the Volunteers en route to being named Great Rivers Athletics Conference (GRAC) Freshman of the Year in 2014
- Went 7-4 with a 2.52 ERA as a sophomore in 2015 and led team with 97 strikeouts
- Transferred to Southern Illinois University for 2016 junior season and was SIU's opening day starter, going 4-7 with a 3.78 ERA on the season
- Went 3-3 with a 4.70 ERA as a senior in 2017

| YR                             | CLUB               | W-L         | ERA         | G         | GS        | CG       | SHO      | SV       | IP         | H          | R         | ER        | HR        | BB        | SO         |
|--------------------------------|--------------------|-------------|-------------|-----------|-----------|----------|----------|----------|------------|------------|-----------|-----------|-----------|-----------|------------|
| 17                             | AZL Giants (Rk.)   | 4-1         | 1.57        | 15        | 3         | 0        | 0        | 0        | 28.2       | 22         | 10        | 5         | 1         | 12        | 26         |
| 18                             | Augusta (A)        | 4-3         | 2.58        | 15        | 14        | 0        | 0        | 0        | 80.1       | 74         | 30        | 23        | 3         | 22        | 71         |
|                                | San Jose (A+)      | 1-4         | 8.33        | 13        | 4         | 0        | 0        | 0        | 31.1       | 35         | 30        | 29        | 11        | 15        | 26         |
|                                | 2018 Totals (A/A+) | 5-7         | 4.19        | 28        | 18        | 0        | 0        | 0        | 111.2      | 109        | 60        | 52        | 14        | 37        | 97         |
| 19                             | San Jose (A+)      | 2-1         | 4.75        | 27        | 0         | 0        | 0        | 1        | 41.2       | 40         | 28        | 22        | 4         | 23        | 46         |
| <b>MiLB Totals (3 seasons)</b> |                    | <b>11-9</b> | <b>3.91</b> | <b>70</b> | <b>21</b> | <b>0</b> | <b>0</b> | <b>1</b> | <b>182</b> | <b>171</b> | <b>98</b> | <b>79</b> | <b>19</b> | <b>72</b> | <b>169</b> |



# PETER MARIS | INFELDER

ORGANIZATION

2021 FLYING SQUIRRELS

HISTORY & RECORDS

DOUBLE-A NORTHEAST

GIANTS ORGANIZATION

GENERAL INFORMATION



| HEIGHT | WEIGHT | BATS | THROWS |
|--------|--------|------|--------|
| 5-10   | 175    | Left | Right  |

**BORN:** September 16, 1993  
**BIRTHPLACE:** Anaheim, Calif.  
**AGE:** 27 (Turns 28 on September 16)  
**ACQUIRED:** Rule 5 - 2018  
**SCHOOL:** UC Santa Barbara



## CAREER HIGHS

**HITS:** 5, 7/29/15 (PRN @ BLU)  
**RUNS:** 4, 6/25/17 (CHA @ STL)  
**HOME RUNS:** 2, 7/5/16 (BG vs. LC)

**RBI:** 4, 6/17/16 (BG @ FW)  
**STOLEN BASES:** 3, 7/4/17 (CHA @ STL)  
**HITTING STREAK:** 14 games, 8/26/16-4/19/17

**AWARDS & ACCOLADES**  
 Florida State League Player of the Week (5/20/18)

### FUNN FACTS

- Peter Louis Maris III
- Played four seasons at University of California, Santa Barbara, same school as former San Francisco Giants pitcher Barry Zito
- Switched from playing shortstop to third base during his senior year at UC Santa Barbara
- Has logged time at every position except catcher and center field in his professional career

### CAREER TRANSACTIONS

- Signed by the Tampa Bay Rays as a non-drafted free agent on June 15, 2015
- Selected by the San Francisco Giants in the first round of the minor league phase of the 2018 Rule 5 Draft from the Tampa Bay Rays

### 2019

- Appeared for three different teams in the San Francisco Giants system
- First season within the Giants organization after spending the previous four with the Tampa Bay Rays
- Began the season with A-Adv. San Jose of the California League
- Of 29 games with A-Adv. San Jose, 23 were as DH after recovering from 2018 Tommy John surgery
- Began the season with a five-game hitting streak from 5/13-5/21 going 8-for-14 with five runs, one double, two triples, three RBIs, six walks and did not have a single strikeout during the span
- Made first start in the field at second on 6/10 @ STK
- Promoted to Double-A Richmond on 6/24
- Had an RBI in three of first four games with Flying Squirrels
- Hit go-ahead, pinch-hit, RBI triple on 7/14 @ HBG
- Shuffled around the infield for the Flying Squirrels, seeing time at third base, shortstop, second base and designated hitter
- Promoted to Triple-A Sacramento on 7/31
- Appeared in four games for the River Cats, all on the road against SA and RR, and went 0-for-12 with three strikeouts
- Assigned to Double-A Richmond on 8/6
- Went 0-for-17 over a six-game span upon coming back to Richmond
- Snapped the cold streak with a 2-for-3 performance with an RBI on 8/11 vs. BOW
- Hit first home run as a member of the Flying Squirrels on 8/20 vs. ERI against Eastern League Pitcher of the Year Matt Manning
- Hit walk-off single in 13th inning to give Richmond 11-10 win on 8/21 vs. ERI
- Promoted to Triple-A Sacramento on 8/22
- Notched first Triple-A hit and run 8/30 vs. ELP
- Went 1-for-4 with a run in final game of the season on 9/2 vs. ELP

### 2018

- Split the season between A-Adv. Charlotte of the Florida State League and Double-A Montgomery of the Southern League
- Put together a nine-game hit streak from 4/29-5/10, batting .389 (14-for-36) with 11 RBIs, two home runs, two doubles, a triple and an OBP of .425
- Was a homer shy of the cycle going 4-for-5 with a run, three RBIs, two doubles and a triple on 5/15 vs. LAK
- Hit solo homers in back-to-back games on 6/1 and 6/2 @ BRD

- Promoted to Double-A Montgomery on 6/7
- Had the sixth-best on-base percentage on the team (.337)
- Went 3-for-4 with two RBIs, two runs and a double in Double-A debut on 6/8 vs. CHA
- Completed a season-high 11-game hit streak from 6/10-6/24, totaling 12 hits, six of them for extra bases, with three homers
- Scored at least one run in six straight games from 6/25-7/1
- Batted .305 with four home runs and 12 RBIs in the month of June for the Biscuits
- Placed on the 7-day disabled list on 8/4 and did not play the rest of the season

### 2017

- Spent the entire season with A-Adv. Charlotte of the Florida State League
- Fourth in the Florida State League in batting average (.290), ninth in on-base percentage (.359) and 10th in OPS (.752)
- Had the fourth-highest batting average for the Stone Crabs (.290), fourth-most stolen bases (13), fourth-most runs (52) and tied for third in home runs (6)
- Began the season on a seven-game hit streak, batting .381 (8-for-21) from 4/7-4/19
- Batted .528 (21-for-64) in May with a .406 slugging percentage and four stolen bases
- Put together a nine-game hit streak batting .412 (14-for-34) with 11 runs and five RBIs from 6/19-6/28

### 2016

- Spent the entire season with Single-A Bowling Green of the Midwest League
- Saw playing time at first base, second base, third base, shortstop, left field and designated hitter
- Drove in career-high four RBIs in a 3-for-5 performance with two runs and a homer on 6/17 @ FW
- Blasted two solo home runs for only career game with multiple home runs on 7/5 vs. LC
- Finished the year on a six-game hit streak going 9-for-24 from 8/27 - 9/5

### 2015

- Spent the entire season with rookie Princeton of the Appalachian League
- Notched his first professional hit in debut on 6/23 vs. BUR
- Started his professional career with a six-game hit streak collecting seven hits, five RBIs and two stolen bases
- Collected at least one RBI (nine total) in seven consecutive games from 6/25-7/2
- Stacked up five hits and a run in a 5-for-5 performance on 7/29 @ BLU
- Hit first professional home run on 7/19 vs. PUL

### COLLEGE

- Played for the Gauchos of UC Santa Barbara
- 2015 All-Big West Second Team selection as a senior
- 2014 Brooks Wallace Award Watch List member which is an honor given to collegiate baseball's top all-around shortstop
- Primarily started at third base during his senior year (2015) after being a staple at shortstop for the Gauchos in previous seasons
- Had a 21-game hit streak from 4/7-5/5, the longest by a Gaucha in 2015
- Was only member of the team to appear in all 58 games in 2015
- Gained the fourth-most stolen bases (16) and eighth most sac bunts (11) in the Big West conference during his junior year (2014)

| YR | CLUB                    | G   | AB   | R   | H   | 2B | 3B | HR | RBI | BB  | SO  | SB | AVG. |
|----|-------------------------|-----|------|-----|-----|----|----|----|-----|-----|-----|----|------|
| 15 | Princeton (Adv.-Rk.)    | 63  | 240  | 33  | 64  | 6  | 2  | 1  | 29  | 35  | 38  | 6  | .267 |
| 16 | Bowling Green (A)       | 84  | 281  | 39  | 76  | 11 | 3  | 5  | 42  | 35  | 49  | 4  | .270 |
| 17 | Charlotte (A+)          | 104 | 359  | 52  | 104 | 13 | 3  | 6  | 33  | 39  | 42  | 13 | .290 |
| 18 | Charlotte (A+)          | 29  | 100  | 15  | 32  | 7  | 3  | 5  | 19  | 14  | 19  | 0  | .320 |
|    | Montgomery (AA)         | 42  | 153  | 25  | 38  | 10 | 1  | 6  | 24  | 21  | 39  | 5  | .248 |
|    | 2018 Totals (A+/AA)     | 71  | 253  | 40  | 70  | 17 | 4  | 11 | 43  | 35  | 58  | 5  | .277 |
| 19 | San Jose (A+)           | 29  | 98   | 16  | 29  | 4  | 2  | 4  | 16  | 16  | 23  | 2  | .296 |
|    | Richmond (AA)           | 43  | 135  | 14  | 30  | 7  | 2  | 1  | 13  | 8   | 27  | 3  | .222 |
|    | Sacramento (AAA)        | 12  | 35   | 2   | 2   | 0  | 0  | 0  | 0   | 2   | 11  | 0  | .057 |
|    | 2019 Totals (A+/AA/AAA) | 84  | 268  | 32  | 61  | 11 | 4  | 5  | 29  | 26  | 61  | 5  | .228 |
|    | MiLB Totals (5 seasons) | 406 | 1401 | 196 | 375 | 58 | 16 | 28 | 176 | 170 | 248 | 33 | .268 |





**HEIGHT** | **WEIGHT** | **BATS** | **THROWS**  
 6-1 | 187 | Right | Left

**BORN:** January 27, 1996  
**BIRTHPLACE:** Lilburn, Ga.  
**AGE:** 25  
**ACQUIRED:** 4th Round - 2015  
**SCHOOL:** Chipola College



## CAREER HIGHS

**IP (START):** 6.0, 2x, last – 8/28/16 (SK vs. EUG)  
**IP (RELIEF):** 3.2, 7/20/15 (SK @ TRI)  
**RUNS ALLOWED:** 7, 7/31/15 (SK vs. EVE)

**WALKS:** 8, 8/22/16 (SK @ TRI)  
**STRIKEOUTS:** 8, 2x, last – 8/28/16 (SK vs. EUG)  
**MOST HITS ALLOWED:** 9, 8/4/16 (SK vs. SPO)

### FUNN FACTS

- John MacGregor Marshall
- Selected to be part of the 18U US National Team in 2013 and won a gold medal in Taiwan and seven players from that 2013 roster have made their major league debuts
- Had originally committed to play for LSU before going the junior college route at Chipola College
- Rated by *Baseball America* as the No. 57 prospect in the 2014 MLB Draft and No. 86 in the 2015 MLB Draft

### CAREER TRANSACTIONS

- Selected by the Houston Astros in the 21st round (616th overall) out of Parkview High School (Ga.) but did not sign
- Selected by the San Francisco Giants in the 4th round (126th overall) out of Chipola Junior College (Fla.)
- Signed on June 20, 2015

### 2015

- Split time between AZL Giants Black of the Arizona League and A-Adv. San Jose of the California League
- Began the season with AZL Giants Black on a rehab assignment after being placed on the injured list in April
- Pitched a scoreless inning with two strikeouts out of three batters faced on 6/18 vs. AZL DIA
- Activated from 7-day injured list and promoted to A-Adv. San Jose on 6/24
- In first appearance for San Jose, went 1.2 innings with one hit allowed and three strikeouts on 6/24 vs. MOD
- Collected first winning decision of the season pitching 1.2 scoreless innings 7/1 @ MOD
- Placed on 7-day injured list on 7/2
- Pitched a scoreless inning while gathering the winning decision on 8/11 vs. AZL DODM in rehab appearance
- Made four appearances while in the Arizona League during month of August allowing one earned run and six hits over 5.0 innings with three walks and five strikeouts
- Activated from 7-day injured list and promoted to A-Adv. San Jose on 8/27
- Made final appearance of the season for San Jose on 8/29 vs. VIS collecting a winning decision over 2.2 scoreless innings with one hit allowed, two walks and three strikeouts
- Held opponents to a .154 batting average in road games (3)
- Went 2-0 with a 2.25 ERA over 8.0 innings and four appearances while at A-Adv. San Jose
- Did not allow a home run all season

### 2018

- Spent the entire season with A-Adv. San Jose of the California League primarily used as a starting pitcher for the Giants
- Started the second most games for San Jose (18)
- Was placed on the injured list three separate times during the season
- Did not allow an earned run in first four starts of the season from 4/8-4/29 and went 3.0 innings in each start (12.0 innings total) with seven hits allowed, six walks and struck out 15
- Did not allow a run in the whole month of April
- Activated from 7-day injured list on 7/20 and pitched a scoreless inning in only relief appearance on the season allowing one hit and one strikeout on 7/20 @ RC

- Went 0-3 with 7.40 ERA over 20.2 innings in last five starts of the season from 8/7-8/30

### 2016

- Started the season with Single-A Augusta but was placed on the 7-day injured list
- Transferred from the 7-day injured list to the 60-day injured list on 5/1
- Only made two appearances on the season
- Threw for the AZL Giants Black on rehab assignment

### 2019

- Rated as the Giants' No. 28 prospect by *Baseball America* entering the season
- Split the season between Single-A Augusta of the South Atlantic League and Short-Season Salem-Keizer of the Northwest League
- Made season debut on 4/12 @ LEX throwing four innings allowing three hits, three runs, walking five and striking out three
- Placed on the 7-day injured list with biceps tendinitis
- Assigned to Short-Season Salem-Keizer for rest of the year
- First start back off the injured list, threw five innings giving up five hits with three runs, allowing three walks and striking out four on 6/21 @ BOI
- Threw a season-high six innings giving up one run and struck out a career high eight batters

### 2015

- Signed with the San Francisco Giants on 6/20
- Split the season between AZL Giants and Short-Season Salem-Keizer of the Northwest League
- Assigned to AZL Giants on 7/1
- Promoted to Short-Season Salem-Keizer on 7/9
- Gave up three runs and three hits in three innings but struck out five in his debut for the Volcanoes on 7/9 @ VAN
- Threw 3.2 innings without surrendering a hit or run, walking three and striking out six on 7/20 @ TRI
- Made first professional start on 7/25
- Assigned to AZL Giants on 8/17
- Made two more starts for the AZL Giants tossing a season-high six strikeouts in his final appearance of the year

### COLLEGE

- Attended Chipola Junior College in Marianna, Fla., a junior college also attended by former Blue Jays player Jose Bautista, former MLB catcher Russell Martin, Nationals pitcher Patrick Corbin, former Yankees and Orioles manager Buck Showalter, former Flying Squirrels and Giants player Carlos Moncrief, former Flying Squirrels player and current Marlins player Adam Duvall and former Flying Squirrels and Giants player Darren Ford
- Went 5-2 with a 2.37 ERA in nine starts in 2015
- Missed six weeks with a broken thumb in 2015

| YR | CLUB                           | W-L         | ERA         | G         | GS        | CG       | SHO      | SV       | IP           | H          | R          | ER        | HR        | BB         | SO         |
|----|--------------------------------|-------------|-------------|-----------|-----------|----------|----------|----------|--------------|------------|------------|-----------|-----------|------------|------------|
| 15 | Salem-Keizer (A-)              | 0-0         | 6.59        | 5         | 2         | 0        | 0        | 1        | 13.2         | 18         | 13         | 10        | 1         | 10         | 18         |
|    | AZL Giants (Rk.)               | 0-0         | 2.57        | 4         | 2         | 0        | 0        | 0        | 7.0          | 5          | 4          | 2         | 0         | 5          | 11         |
|    | 2015 Totals (Rk./A-)           | 0-0         | 5.23        | 9         | 4         | 0        | 0        | 1        | 20.2         | 23         | 17         | 12        | 1         | 15         | 29         |
| 16 | Augusta (A)                    | 0-0         | 4.60        | 4         | 4         | 0        | 0        | 0        | 15.2         | 11         | 10         | 8         | 1         | 17         | 14         |
|    | Salem-Keizer (A-)              | 1-6         | 4.73        | 13        | 13        | 0        | 0        | 0        | 51.1         | 49         | 34         | 27        | 3         | 48         | 54         |
| 17 | 2016 Totals (A-/A)             | 1-6         | 4.7         | 17        | 17        | 0        | 0        | 0        | 67.0         | 60         | 44         | 35        | 4         | 65         | 68         |
|    | AZL Giants (Rk.)               | 0-0         | 0.00        | 2         | 0         | 0        | 0        | 0        | 1.2          | 0          | 0          | 0         | 0         | 3          | 1          |
| 18 | San Jose (A+)                  | 0-6         | 5.43        | 19        | 18        | 0        | 0        | 0        | 56.1         | 47         | 37         | 34        | 6         | 40         | 64         |
|    | AZL Giants Black (Rk.)         | 1-0         | 1.50        | 5         | 0         | 0        | 0        | 0        | 6.0          | 6          | 1          | 1         | 0         | 3          | 7          |
| 19 | San Jose (A+)                  | 2-0         | 2.25        | 4         | 0         | 0        | 0        | 0        | 8.0          | 5          | 2          | 2         | 0         | 5          | 7          |
|    | 2019 2 teams                   | 3-0         | 1.93        | 9         | 0         | 0        | 0        | 0        | 14.0         | 11         | 3          | 3         | 0         | 8          | 14         |
|    | <b>MILB Totals (5 seasons)</b> | <b>4-12</b> | <b>4.73</b> | <b>56</b> | <b>39</b> | <b>0</b> | <b>0</b> | <b>1</b> | <b>159.2</b> | <b>141</b> | <b>101</b> | <b>84</b> | <b>11</b> | <b>131</b> | <b>176</b> |

ORGANIZATION

2021 FLYING SQUIRRELS

HISTORY & RECORDS

DOUBLE-A NORTHEAST

GIANTS ORGANIZATION

GENERAL INFORMATION

# JOSE MARTE | RIGHT-HANDED PITCHER



**HEIGHT** | **WEIGHT** | **BATS** | **THROWS**  
6-3 | 180 | Right | Right

**BORN:** June 14, 1996  
**BIRTHPLACE:** Santiago, Dominican Republic  
**AGE:** 24  
**ACQUIRED:** International Free Agent (July 2, 2015)



## CAREER HIGHS

**IP (START):** 6.1, 6/3/18 (AUG @ LEX)  
**IP (RELIEF):** 1.0, 9/1/17 (AZL GIA @ AZL DIA)  
**RUNS ALLOWED:** 8, 8/22/17 (SK vs. HIL)

**WALKS:** 5, 3x, last – 8/21/19 (SJ @ MOD)  
**STRIKEOUTS:** 10, 6/3/18 (AUG @ LEX)  
**MOST HITS ALLOWED:** 10, 8/19/18 (AUG @ ASH)

### FUNN FACTS

- Jose Manuel Marte
- Born in Santiago, Dominican Republic, which is the second-most populous city in the country at around 1.2 million
- Signing Scout: Rudy Moretta

### CAREER TRANSACTIONS

- Signed by the San Francisco Giants as an international free agent on July 2, 2015

### 2019

- Spent the entire season with A-Adv. San Jose of the California League
- Worked exclusively in the starting rotation for the Giants
- Made the third most starts for San Jose (17)
- Ranked third on the pitching staff in walks (44), tied for fourth in strikeouts (80), sixth in hits allowed (70) and fifth in innings (74.0)
- Did not allow a run through 3.0 innings in first start of the season on 4/4 @ VIS
- Placed on the 7-day injured list on 4/12 and later reinstated on 6/7
- Carried an 8.04 ERA over 15.2 innings during the month of June, giving up seven extra-base hits in that time frame
- Put together three consecutive wins from 7/18-7/28 allowing three earned runs over 16.0 innings and struck out 16
- Gave up one home run in the month of July
- 15 of his 34 total extra-base hits allowed on the season came in the month of August

### 2018

- Pitched all season for Single-A Augusta of the South Atlantic League as part of the starting rotation
- Tied for the fourth-most starts in the South Atlantic League (25)
- Led the GreenJackets in innings pitched (118.2) and hits allowed (127)
- Compiled the second-most starts on the GreenJackets (25) and walks allowed (50) while ranking third in strikeouts (112)
- Went on a stretch of four consecutive road starts compiling a 2-1 record with a 1.89 ERA over 19.0 innings from 4/19 – 5/7
- Racked up three-straight wins from 5/13 – 5/28 including a quality start...tossed 19 strikeouts over 16.0 innings
- Held a 2.45 ERA over 25.2 innings with 30 strikeouts during the month of May
- Threw a career-high 6.2 innings in a losing decision on 7/6 @ CSC...only time in his professional career he allowed two triples in a single game
- Went 6-2 with a 3.32 ERA in 12 starts in the first half of the season compared to 1-5 with a 6.10 ERA in 13 starts in the second half

### 2017

- Pitched most of the season with Short-Season Salem-Keizer of the Northwest League with exception to one appearance

- for rookie AZL Giants of the Arizona League
- Pitched alongside former Flying Squirrel and current San Francisco Giants pitcher Logan Webb
- Tied for the second-most games started (14) in the Northwest League
- Tied for the most starts on the Salem-Keizer pitching staff
- Led the pitching staff in walks allowed (34)
- Ranked third on team in innings pitched (54.0) and strikeouts (42)
- Ranked second on team in hits allowed (61)
- 11 of his 34 total walks on the season came in the month of June
- Went 1-1 with a 3.76 ERA over 26.1 innings during the month of July
- Assigned to rookie AZL Giants on 9/1
- Pitched a single inning for AZL Giants allowing no runs or hits with two strikeouts on 9/1 @ AZL DIA



### 2016

- Spent the entire season the DSL Giants in the Dominican Summer League
- Pitched a season-high six strikeouts in first professional outing over 4.0 innings on 6/6 @ DSL ROJ
- Finished with a 1.89 ERA over 19.0 innings in first professional season
- Tossed in three strikeouts or more in each of his five starts on the year
- Never had more than two earned runs come across in first pro season

| YR | CLUB                           | W-L          | ERA         | G         | GS        | CG       | SHO      | SV       | IP           | H          | R          | ER         | HR        | BB         | SO         |
|----|--------------------------------|--------------|-------------|-----------|-----------|----------|----------|----------|--------------|------------|------------|------------|-----------|------------|------------|
| 16 | DSL Giants (F-Rk.)             | 1-1          | 1.89        | 5         | 5         | 0        | 0        | 0        | 19.0         | 12         | 10         | 4          | 0         | 10         | 18         |
| 17 | Salem-Keizer (A-)              | 2-5          | 5.33        | 14        | 14        | 0        | 0        | 0        | 54.0         | 61         | 42         | 32         | 2         | 34         | 42         |
|    | AZL Giants (Rk.)               | 0-0          | 0.00        | 1         | 0         | 0        | 0        | 0        | 1.0          | 0          | 0          | 0          | 0         | 0          | 2          |
|    | <i>2017 Totals (Rk./A-)</i>    | 2-5          | 5.24        | 15        | 14        | 0        | 0        | 0        | 55.0         | 61         | 42         | 32         | 2         | 34         | 44         |
| 18 | Augusta (A)                    | 7-7          | 4.70        | 25        | 25        | 0        | 0        | 0        | 118.2        | 127        | 68         | 62         | 10        | 50         | 112        |
| 19 | San Jose (A-)                  | 3-9          | 5.59        | 18        | 17        | 0        | 0        | 0        | 74.0         | 70         | 51         | 46         | 7         | 44         | 80         |
|    | <b>MiLB Totals (4 seasons)</b> | <b>13-22</b> | <b>4.86</b> | <b>63</b> | <b>61</b> | <b>0</b> | <b>0</b> | <b>0</b> | <b>266.2</b> | <b>270</b> | <b>171</b> | <b>144</b> | <b>19</b> | <b>138</b> | <b>254</b> |



**HEIGHT** 6-1 | **WEIGHT** 200 | **BATS** Left | **THROWS** Right

**BORN:** June 5, 1996  
**BIRTHPLACE:** Bremerton, Wash.  
**AGE:** 24 (Turns 25 on June 5)  
**ACQUIRED:** 23rd Round - 2017  
**SCHOOL:** Washington State



**CAREER HIGHS**

**HITS:** 4, 8/25/19 (SJ @ STK)  
**RUNS:** 4, 8/25/19 (SJ @ STK)  
**HOME RUNS:** 2, 8/25/19 (SJ @ STK)

**RBI:** 5, 8/25/19 (SJ @ STK)  
**STOLEN BASES:** 2, 7/8/17 (SK @ EVE)  
**HITTING STREAK:** 6 games, 4/17/19-4/24/19

**FUNN FACTS**

- Shane Patrick Matheny
- Attended Olympic High School in Bremerton, Wash., which also produced former NBA centers John Coker and Chris Welp, as well as Death Cab for Cutie frontman Ben Gibbard
- Four-year letter-winner in baseball and two-year letter-winner in basketball
- Also played soccer prior to high school
- Captain of his high school baseball team for four years and three-time 2A all-state selection
- Offered a scholarship to Washington State after playing a tournament in Pullman

**CAREER TRANSACTIONS**

- Selected by the San Francisco Giants in the 23rd round of the 2017 MLB Draft out of Washington State University

**2019**

- Spent most of the season with Single-A Augusta Green-Jackets before a late-season promotion to A-Adv. San Jose Giants
- Hit .417 (10-for-24) during a six-game hitting streak from 4/17-4/24 with two homers, two doubles and seven RBIs
- Promoted to A-Adv. San Jose on 8/14
- Set career highs in hits (4), runs scored (4), home runs (2) and RBIs (5) on 8/25 @ STK
- Hit .609 (14-for-23) with a double, three homers and nine RBIs over five-game hit streak from 8/25-8/29
- Saw defensive action at second base, third base and short-stop throughout the season before playing first five games of his career at first base late in the season

**2018**

- Spent entire season with Single-A Augusta GreenJackets, playing second and third base
- Hit first professional home run on 5/6 @ DEL
- Hit .381 (8-for-25) during a six-game hitting streak from 4/13-5/6

**2017**

- Spent entire season with short-season Salem-Keizer Volcanoes, playing exclusively at third base
- Made professional debut on 7/4 vs. HIL and went 0-for-4
- Picked up first professional hit and RBI on 7/6 @ EVE
- Set then-career high with four hits on 8/5 vs. EVE, including a double

**COLLEGE**

- Attended Washington State University in Pullman, Wash.
- Started all 56 games as a freshman in 2015
- Played for the Keene Swamp Bats of the New England Collegiate Baseball League during the 2015 summer
- Selected as a Pac-12 All-Academic honorable mention in 2016 sophomore season
- Played for the Newport Gulls of the New England Collegiate Baseball League during the 2016 summer
- Named All-Pac-12 Conference and Pac-12 All-Academic honorable mention after 2017 junior season, leading the Cougars with a .309 batting average and 34 RBIs
- Played for the Walla Walla Sweets of the West Coast League during the 2017 summer, seeing time in six games before signing with the San Francisco Giants



| YR | CLUB                           | G          | AB         | R          | H          | 2B        | 3B       | HR        | RBI       | BB        | SO         | SB       | AVG.        |
|----|--------------------------------|------------|------------|------------|------------|-----------|----------|-----------|-----------|-----------|------------|----------|-------------|
| 17 | Salem-Keizer (A-)              | 34         | 102        | 13         | 29         | 5         | 0        | 0         | 12        | 15        | 20         | 4        | .284        |
| 18 | Augusta (A)                    | 92         | 317        | 38         | 65         | 4         | 2        | 6         | 33        | 36        | 109        | 2        | .205        |
| 19 | Augusta (A)                    | 92         | 339        | 44         | 72         | 16        | 2        | 7         | 43        | 42        | 112        | 1        | .212        |
|    | San Jose (A+)                  | 14         | 57         | 10         | 18         | 3         | 0        | 3         | 9         | 4         | 14         | 0        | .316        |
|    | 2019 Totals (A/A+)             | 106        | 396        | 54         | 90         | 19        | 2        | 10        | 52        | 46        | 126        | 1        | .227        |
|    | <b>MiLB Totals (3 seasons)</b> | <b>232</b> | <b>815</b> | <b>105</b> | <b>184</b> | <b>28</b> | <b>4</b> | <b>16</b> | <b>97</b> | <b>97</b> | <b>255</b> | <b>7</b> | <b>.226</b> |



**HEIGHT** | **WEIGHT** | **BATS** | **THROWS**  
5-11 | 185 | Left | Right

**BORN:** January 18, 1996  
**BIRTHPLACE:** Akron, Ohio  
**AGE:** 25  
**ACQUIRED:** Signed as a minor league free agent (Jan. 18, 2021)  
**SCHOOL:** Cincinnati



## CAREER HIGHS

**HITS:** 3, 3x, last – 7/11/19 (GBO @ KAN)  
**RUNS:** 3, 5x, last – 8/16/19 (GBO vs. AUG)  
**HOME RUNS:** --

**RBI:** 4, 7/11/19 (GBO @ KAN)  
**STOLEN BASES:** 2, 1x, last – 8/16/19 (GBO vs. AUG)  
**HITTING STREAK:** 9 games, 7/2/19-7/15/19

### FUNN FACTS

- Kyle Steven Mottice
- Pronounced "moh-TICE"
- Played two summers (2016 and 2017) with the Valley Blue Sox in Holyoke, Mass., as part of the New England Collegiate Baseball League
- Attended Jackson High School in Massillon, Ohio, 30 minutes south of Canal Park, home to AA-Northeast Akron RubberDucks
- Uncle, Rob Arnold, played baseball at Akron University
- Cousin, Colin Mottice, played collegiate golf at Walsh University in North Canton, Ohio

### CAREER TRANSACTIONS

- Signed by the Pittsburgh Pirates as a non-drafted free agent on June 20, 2018
- Released by the Pittsburgh Pirates on June 9, 2020
- Signed by the San Francisco Giants as a minor-league free agent on January 18, 2021

### 2019

- Spent most of the season with Single-A Greensboro of the South Atlantic League with a stint with Short-Season West Virginia of the New York-Penn League
- Sparked a five-game hitting streak through his first five games from 5/3 – 5/9 totaling 10 hits, one of them a double
- Gathered six consecutive games with at least one run scored (totaled nine) from 5/17-5/24, and also racked up three stolen bases in that span
- Carried a .396 batting average (19-for-48) in May
- Assigned to Short-Season West Virginia on 6/11
- Collected eight hits over five games with West Virginia from 6/14-6/19 including three multi-hit games
- Promoted to Single-A Greensboro on 6/20
- Hit .373 (19-for-51) with 10 runs, four doubles, six RBIs, six walks and four stolen bases in June
- Compiled a career-high nine-game hit streak from 7/2 – 7/15 going 16-for-35 (.457) with 12 runs, 11 RBIs, four walks and four strikeouts
- Had five consecutive multi-hit games from 7/4 – 7/11 including four two-hit games and one three-hit game...totaled 11-for-20 in the streak
- Ended the season with an 0-for-15 streak with a run and two walks
- Hit .271 with Greensboro in games following a loss compared to hitting .339 in games following a win
- While with Greensboro, had a .381 batting average in 42 at-bats when ahead in the count compared to a .262 batting average in 65 at-bats when behind in the count.

### 2018

- Signed by the Pittsburgh Pirates as a non-drafted free agent on June 20, 2018
- Spent the entire season with the rookie GCL Pirates of the Gulf Coast League
- Led both team and Gulf Coast League in HBPs (14)
- Led the Gulf Coast League in on-base percentage (.472)

- Started the year on a three-game hitting streak from 6/22-6/28 totaling 4-for-12 with three runs, two RBIs, two walks, three walks and two stolen bases
- Went 10-10 in stolen bases in the month of July
- Had three consecutive games with multiple hits from 8/3-8/9
- Batted .303 (10-for-33) in August with six walks, six HBPs and four stolen bases
- Nine of his 14 total HBPs came from right-handed pitchers... and 12 of the 14 total HBPs came from pitchers younger than Mottice (22 years during the season)



### COLLEGE

- Played three seasons at University of Cincinnati for the Bearcats
- In his junior season (2017) appeared in 44 games (37 starts) with a .191 batting average with 13 RBIs and six stolen bases
- Collected only home run of the season against Northeastern on 3/18
- Notched two hits with a run and one RBI in the AAC Tournament game against Memphis (5/24) during his final game as a Bearcat
- Earned the American Athletic Conference Honor Roll during his sophomore season (2016)
- Started in 53 games for the Bearcats as a sophomore
- In 17 of the final 18 games of 2016, recorded at least one hit

| YR | CLUB                           | G         | AB         | R         | H         | 2B        | 3B       | HR       | RBI       | BB        | SO        | SB        | AVG.        |
|----|--------------------------------|-----------|------------|-----------|-----------|-----------|----------|----------|-----------|-----------|-----------|-----------|-------------|
| 18 | GCL Pirates                    | 35        | 106        | 26        | 30        | 3         | 1        | 0        | 9         | 24        | 12        | 16        | .283        |
| 19 | West Virginia (A-)             | 5         | 20         | 5         | 8         | 2         | 0        | 0        | 3         | 2         | 3         | 3         | .400        |
|    | Greensboro (A)                 | 53        | 171        | 39        | 54        | 8         | 0        | 0        | 19        | 26        | 25        | 18        | .316        |
|    | 2019 Totals (A-/A)             | 58        | 191        | 44        | 62        | 10        | 0        | 0        | 22        | 28        | 28        | 21        | .325        |
|    | <b>MiLB Totals (2 seasons)</b> | <b>93</b> | <b>297</b> | <b>70</b> | <b>92</b> | <b>13</b> | <b>1</b> | <b>0</b> | <b>31</b> | <b>52</b> | <b>40</b> | <b>37</b> | <b>.310</b> |

# FABIAN PENNA | CATCHER



ORGANIZATION

2021 FLYING SQUIRRELS

HISTORY & RECORDS

DOUBLE-A NORTHEAST

GIANTS ORGANIZATION

GENERAL INFORMATION



**HEIGHT** 5-11 | **WEIGHT** 205 | **BATS** Right | **THROWS** Right

**BORN:** October 18, 1996  
**BIRTHPLACE:** Havana, Cuba  
**AGE:** 24  
**ACQUIRED:** 25th Round - 2018  
**SCHOOL:** Manhattan



## CAREER HIGHS

**HITS:** 2, 16x, last – 9/1/19 (SJ vs. STK)  
**RUNS:** 3, 7/12/18 (AZL GIO @ AZL SD2)  
**HOME RUNS:** 1, 9x, last – 8/29/19 (SJ vs. VIS)

**RBI:** 3, 8/9/18 (AZL GIO vs. AZL RED)  
**STOLEN BASES:** 1, 2x, last – 8/2/19 (SJ @ IE)  
**HITTING STREAK:** 10 games, 7/27/19-9/1/19

### FUNN FACTS

- Fabian Penna
- Born in Havana, Cuba, the capital city of the country
- Played three seasons at Manhattan College in the Metro Atlantic Athletic Conference
- Played summer ball for the Chatham Anglers of the Cape Cod Baseball League in 2017
- Signing Scout: John O'Sullivan

### CAREER TRANSACTIONS

- Selected by the San Francisco Giants in the 25th round (736th overall) out of Manhattan College
- Signed on June 17, 2018

### 2019

- Played the entire season at A-Adv. San Jose in the California League
- Had a home run in his season-debut on 5/12 @ LE
- Collected three extra-base hits, two of them for home runs, in first three games of the season from 5/12-5/16
- Worked out a four-game hitting streak from 6/22-7/2 going 5-for-17 with three doubles, one run and two RBIs
- Collected only multi-run game of the season on 2-for-4 with a double and a stolen base on 7/11 @ RC
- Ended the year on a 10-game hitting streak from 7/27-9/1 with five of his 13 hits going for extra bases, including two home runs

### 2018

- Played entire season for rookie AZL Giants Orange of the Arizona League
- Led the team in home runs (5)
- Tied for third-most doubles (10) on the team, ranked fifth in batting average (.309)
- Slashed .351 / .429 / .568 in 11 games during the month of July
- Started August on a five-game hit streak having four doubles and a home run out of seven total hits
- Put together two RBIs, a double and a home run in final game of the year on 8/27 @ AZL DIA
- 11 of his 15 hits went for extra bases in August
- Scored at least one run in 14 of 28 games played

### COLLEGE

- Played three seasons at Manhattan College
- Three-time All-MAAC Selection
- Three-time Johnny Bench Watch List recipient honoring collegiate baseball's top overall catcher
- Ranks third in program history in career doubles (58) and 10th in program history in career home runs (18)
- Led the Jaspers in RBIs (36) his junior season (2018). Batted .255 that season with six home runs
- Named MAAC Player of the Week on 3/13/2018
- Hit a single-season program record 22 doubles in his freshman year (2016)
- Named MAAC Rookie of the Week on four separate occasions
- Gathered three multi-hit performances in the MAAC tournament in 2016



| YR                      | CLUB                    | G         | AB         | R         | H         | 2B        | 3B       | HR       | RBI       | BB        | SO        | SB       | AVG.        |
|-------------------------|-------------------------|-----------|------------|-----------|-----------|-----------|----------|----------|-----------|-----------|-----------|----------|-------------|
| 18                      | AZL Giants Orange (Rk.) | 28        | 97         | 21        | 30        | 10        | 1        | 5        | 24        | 11        | 20        | 0        | .309        |
| 19                      | San Jose (A+)           | 40        | 144        | 15        | 32        | 13        | 0        | 4        | 16        | 9         | 31        | 2        | .222        |
| <b>MILB (2 seasons)</b> |                         | <b>68</b> | <b>241</b> | <b>36</b> | <b>62</b> | <b>23</b> | <b>1</b> | <b>9</b> | <b>40</b> | <b>20</b> | <b>51</b> | <b>2</b> | <b>.257</b> |



# AARON PHILLIPS | RIGHT-HANDED PITCHER



|               |               |             |               |
|---------------|---------------|-------------|---------------|
| <b>HEIGHT</b> | <b>WEIGHT</b> | <b>BATS</b> | <b>THROWS</b> |
| 6-5           | 215           | Right       | Right         |

**BORN:** October 11, 1996  
**BIRTHPLACE:** Rochester, N.Y.  
**AGE:** 24  
**ACQUIRED:** 9th Round - 2017  
**SCHOOL:** St. Bonaventure



## CAREER HIGHS

**IP (START):** 9.0, 8/18/19 (SJ vs. IE)  
**IP (RELIEF):** 5.0, 5/20/18 (AUG @ GVL)  
**RUNS ALLOWED:** 3, 6/25/18 (AUG @ HIC)

**WALKS:** 4, 2x, last – 6/29/19 (SJ vs. STK)  
**STRIKEOUTS:** 11, 8/31/18 (AUG vs. COL)  
**MOST HITS ALLOWED:** 9, 2x, last – 8/6/19 (SJ @ LE)

## AWARDS & ACCOLADES

2019 California League Mid-Season All-Star (San Jose)  
 California League Pitcher of the Week (6/2/19)  
 California League Pitcher of the Week (8/18/19)

## FUNN FACTS

- Aaron Taylor Phillips
- Highest Major League Baseball draft pick in St. Bonaventure program history
- Attended Cleveland Hill High School
- Earned Conference Player of the Year accolades after batting .530 with three home runs and 25 RBIs along with 70 strikeouts and 1.00 ERA as a senior in high school
- Owns the Cleveland Hill records for career strikeouts, single season strikeouts and single game strikeouts.
- Named a 2016 Perfect Game/Rawlings Summer Collegiate All-American and the New York Collegiate Baseball League (NYCBL) Pitcher and Player of the Year after helping the Olean Oilers to a league championship in summer of 2016
- Father played college football at Ithaca
- Signing scout: Ray Callari

## CAREER TRANSACTIONS

- Selected by the San Francisco Giants in the ninth round (276th overall) of the 2017 MLB Draft out of St. Bonaventure
- Signed on June 21, 2017



## 2019

- Spent most of the season with A-Adv. San Jose of the California league while making one start for Triple-A Sacramento
- Led San Jose in games started (21), second in innings pitched (115.0), second in strikeouts (101), and the only Giant to pitch a complete-game shutout
- One of two pitchers in the California League to throw a complete-game shutout
- Compiled a 4-1 record with a 4.01 ERA over 11 appearances (10 starts) on the road while having a 4-6 record with a 5.12 ERA over 14 appearances (11 starts) at home
- Awarded California League Pitcher of the Week for week of 6/2/19

- Named a 2019 California League Mid-Season All-Star (San Jose)
- Pitched a complete-game shutout allowing only one hit and struck out eight on 8/18 vs. IE
- Named California League Pitcher of the Week for week of 8/18
- Started in one postseason game for the Giants throwing a quality start but handed the loss on 9/4 vs. VIS

## 2018

- Spent the whole season with Single-A Augusta of the South Atlantic League
- Led the GreenJackets in strikeouts (120), third on team in innings pitched (101.2), third in hits (94) and second-lowest walks allowed (16) among starters
- Tossed a career-high 120 strikeouts
- Posted a 1.08 WHIP for the season, the lowest of his career
- Struck out 25 batters in first five appearances (25.0 IP) of the season from 4/26-5/20
- Placed on 7-day injured list on 6/1
- Reinstated from the injured list and threw a six-inning, two-run quality start on 7/21 @ COL
- Gathered a 2-1 record with a 1.59 ERA in final three starts of the season from 8/20-8/31

## 2017

- Signed with the Giants on 6/21
- Assigned to Short-Season Salem-Keizer on 7/1 working out of the bullpen
- Made professional debut on 7/2 @ TRI pitching in one inning and struck out two
- Earned first winning decision on 7/9 @ EVE throwing two scoreless innings
- Did not surrender a run in three consecutive appearances from 7/19-7/29, held opponents to a .130 batting average and struck out 10 over 6.1 innings
- Earned first save of professional career on 8/23 @ EUG throwing two innings, walking one and struck out one

## COLLEGE

- 2017 ABCA/Rawlings Third Team All-American
- 2017 Atlantic 10 Pitcher of the Year
- 2017 John Olerud National Two-Way Player of the Year Finalist
- Atlantic 10 Pitcher of the Week - Feb. 22, 2016
- Became just the second player in the St. Bonaventure baseball program history to earn All-American honors
- Was the highest MLB Draft pick in St. Bonaventure program history
- Ranks second in program history for career ERA (3.17)
- Finished his junior season (2017) at 9-2 overall with a 3.04 ERA, striking out 90 batters in 100.2 innings of work while limiting opponents to a .214 batting average against
- Led the Atlantic 10 in wins (9) and fewest hits per nine innings (6.5) and was second in strikeouts, innings pitched as well as fifth in ERA

| YR | CLUB                           | W-L          | ERA         | G         | GS        | CG       | SHO      | SV       | IP           | H          | R          | ER         | HR        | BB        | SO         |
|----|--------------------------------|--------------|-------------|-----------|-----------|----------|----------|----------|--------------|------------|------------|------------|-----------|-----------|------------|
| 17 | Salem-Keizer (A-)              | 3-0          | 4.45        | 14        | 0         | 0        | 0        | 1        | 28.1         | 20         | 15         | 14         | 2         | 13        | 36         |
| 18 | Augusta (A)                    | 6-7          | 3.72        | 19        | 18        | 0        | 0        | 0        | 101.2        | 94         | 51         | 42         | 13        | 16        | 120        |
| 19 | Sacramento (AAA)               | 1-0          | 1.50        | 1         | 1         | 0        | 0        | 0        | 6.0          | 3          | 1          | 1          | 0         | 1         | 7          |
|    | San Jose (A+)                  | 8-7          | 4.62        | 25        | 21        | 1        | 1        | 0        | 115.0        | 119        | 66         | 59         | 15        | 43        | 101        |
|    | <b>2019 Totals (A+/AAA)</b>    | <b>9-7</b>   | <b>4.46</b> | <b>26</b> | <b>22</b> | <b>1</b> | <b>1</b> | <b>0</b> | <b>121.0</b> | <b>122</b> | <b>67</b>  | <b>60</b>  | <b>15</b> | <b>44</b> | <b>108</b> |
|    | <b>MiLB Totals (3 seasons)</b> | <b>18-14</b> | <b>4.16</b> | <b>59</b> | <b>40</b> | <b>1</b> | <b>1</b> | <b>1</b> | <b>251.0</b> | <b>236</b> | <b>133</b> | <b>116</b> | <b>30</b> | <b>73</b> | <b>264</b> |

ORGANIZATION

2021 FLYING SQUIRRELS

HISTORY & RECORDS

DOUBLE-A NORTHEAST

GIANTS ORGANIZATION

GENERAL INFORMATION

# JAIRO POMARES | OUTFIELDER



**HEIGHT** 6-1 | **WEIGHT** 186 | **BATS** Left | **THROWS** Right

**BORN:** August 4, 2000  
**BIRTHPLACE:** Sancti Spiritus, Cuba  
**AGE:** 20 (Turns 21 on August 5)  
**ACQUIRED:** International Free Agent (July 2, 2018)



## CAREER HIGHS

**HITS:** 4, 2x, last – 7/20/19 (AZL GIB @ AZL CUB1)  
**RUNS:** 3, 8/18/19 (SK vs. EVE)  
**HOME RUNS:** 1, 3x, last – 7/20/19 (AZL GIB @ AZL CUB1)

**RBI:** 5, 2x, last – 7/20/19 (AZL GIB @ AZL CUB1)  
**STOLEN BASES:** 1, 5x, last – 8/3/19 (AZL GIB @ AZL DODL)  
**HITTING STREAK:** 16 games, 7/25/19-8/16/19

## AWARDS & ACCOLADES

2019 Arizona League Post-Season All-Star

## FUNN FACTS

- Jairo Jeffrey Pomares
- Born in Sancti Spiritus, Cuba, the capital city of the Sancti Spiritus province of Cuba. The city was founded in 1514 making it one of the oldest Cuban-European settlements
- Ranked as the No. 11 international prospect in 2018 by *Baseball America*
- Signing Scout: Rudy Moretta

## CAREER TRANSACTIONS

- Signed by the San Francisco Giants as an international free agent on July 2, 2018

## 2019

- Started his professional career playing in the United States at 18 years old
- Split time between rookie AZL Giants Black of the Arizona League and Short-Season Salem-Keizer of the Northwest League
- Was one of six 18-year-olds on the AZL Giants Black roster

| YR | CLUB                         | G         | AB         | R         | H         | 2B        | 3B       | HR       | RBI       | BB        | SO        | SB       | AVG.        |
|----|------------------------------|-----------|------------|-----------|-----------|-----------|----------|----------|-----------|-----------|-----------|----------|-------------|
| 19 | AZL Giants Black (Rk.)       | 37        | 155        | 17        | 57        | 10        | 4        | 3        | 33        | 10        | 26        | 5        | .368        |
|    | Salem-Keizer (A-)            | 14        | 58         | 7         | 12        | 3         | 0        | 0        | 4         | 1         | 17        | 0        | .207        |
|    | 2019 Totals (Rk./A-)         | 51        | 213        | 24        | 69        | 13        | 4        | 3        | 37        | 11        | 43        | 5        | .324        |
|    | <b>MLB Totals (1 season)</b> | <b>51</b> | <b>213</b> | <b>24</b> | <b>69</b> | <b>13</b> | <b>4</b> | <b>3</b> | <b>37</b> | <b>11</b> | <b>43</b> | <b>5</b> | <b>.324</b> |

## WALK-OFF WINNERS

| DATE    | PLAYER            | OPP. | INN. | SCORE | PLAY         | DATE    | PLAYER            | OPP. | INN. | SCORE | PLAY          |
|---------|-------------------|------|------|-------|--------------|---------|-------------------|------|------|-------|---------------|
| 5/6/10  | Nick Noonan       | ALT  | 11   | 2-1   | Single       | 4/15/16 | Eliezer Zambrano  | ALT  | 9    | 3-2   | Single        |
| 8/11/10 | Brandon Belt      | NH   | 14   | 5-3   | 2-R Home Run | 4/20/16 | Ricky Oropesa     | REA  | 11   | 3-2   | Home Run      |
| 8/15/10 | Darren Ford       | POR  | 9    | 5-4   | Single       | 5/4/16  | Carlos Moncief    | BOW  | 10   | 4-3   | Single        |
| 4/23/11 | Justin Christian  | ALT  | 11   | 3-2   | Wild Pitch   | 7/7/16  | Chris Shaw        | REA  | 9    | 6-5   | Single        |
| 4/27/11 | Justin Christian  | TRN  | 11   | 1-0   | Single       | 7/8/16  | Ryder Jones       | TRN  | 9    | 2-1   | Single        |
| 5/12/11 | Johnny Monell     | HBG  | 11   | 6-3   | 3-R Home Run | 8/16/16 | Brett Krill       | BOW  | 11   | 6-5   | Single        |
| 7/5/11  | Francisco Peguero | TRN  | 7    | 9-6   | Grand Slam   | 8/21/16 | C.J. Hinojosa     | HBG  | 9    | 6-5   | Single        |
| 7/7/11  | Nick Noonan       | TRN  | 9    | 3-2   | Single       | 9/3/16  | Ryder Jones       | ALT  | 9    | 7-3   | PH Grand Slam |
| 7/10/11 | Roger Kieschnick  | HBG  | 9    | 4-3   | Single       | 4/11/17 | Chris Shaw        | ALT  | 10   | 4-3   | 2-R Single    |
| 4/27/12 | Juan Perez        | NBR  | 13   | 5-4   | 2-R Single   | 4/25/17 | Carlos Garcia     | BOW  | 9    | 2-1   | Single        |
| 5/17/12 | Joel Weeks        | HBG  | 14   | 1-0   | Walk         | 5/4/17  | Rando Moreno      | BOW  | 11   | 3-2   | Single        |
| 6/13/12 | Juan Ciriaco      | NH   | 11   | 6-5   | Single       | 6/4/17  | Rando Moreno      | TRN  | 12   | 5-4   | Bunt Single   |
| 6/14/12 | Nick Liles        | NH   | 13   | 3-2   | Single       | 7/4/17  | C.J. Hinojosa     | ERI  | 9    | 4-3   | Single        |
| 6/17/12 | Juan Perez        | POR  | 10   | 5-4   | Single       | 7/6/17  | Rando Moreno      | ERI  | 9    | 6-5   | PH Single     |
| 7/22/12 | Mark Minicozzi    | AKR  | 9    | 4-3   | Home Run     | 7/14/17 | Daniel Carbonell  | HBG  | 9    | 4-3   | Walk          |
| 8/9/12  | Joel Weeks        | HBG  | 13   | 2-1   | Single       | 8/11/17 | Caleb Gindl       | REA  | 9    | 5-4   | 2-R Home Run  |
| 8/12/12 | Juan Perez        | BOW  | 10   | 1-0   | Single       | 8/20/17 | Hunter Cole       | AKR  | 9    | 3-2   | Single        |
| 8/20/12 | Gary Brown        | BOW  | 9    | 4-3   | Single       | 8/28/17 | Brandon Bednar    | ALT  | 15   | 2-1   | Single        |
| 8/30/12 | Ehire Adrianza    | HBG  | 9    | 5-4   | Single       | 8/31/17 | Jerry Sands       | ALT  | 11   | 4-3   | Error         |
| 4/7/13  | Adam Duvall       | NBR  | 11   | 3-2   | Wild Pitch   | 9/3/17  | Rando Moreno      | BOW  | 9    | 6-5   | PH Single     |
| 6/2/13  | Jarrett Parker    | ERI  | 10   | 5-4   | Home Run     | 4/15/18 | Jerry Sands       | REA  | 9    | 7-6   | PH Single     |
| 7/20/13 | Javier Herrera    | ALT  | 10   | 2-1   | Single       | 5/10/18 | Dillon Dobson     | TRN  | 9    | 3-1   | 2-R Home Run  |
| 7/21/13 | Brett Krill       | BOW  | 11   | 6-5   | Single       | 5/31/18 | Ronnie Jevaby     | BOW  | 9    | 7-6   | 2-R Single    |
| 8/1/13  | Javier Herrera    | POR  | 10   | 6-5   | Single       | 6/12/18 | Jeff Arnold       | POR  | 9    | 2-1   | 2-R Double    |
| 8/21/13 | Jarrett Parker    | HBG  | 9    | 4-3   | Home Run     | 6/24/18 | Jonah Arenado     | BOW  | 9    | 4-3   | Sacrifice Fly |
| 4/11/14 | Matt Duffy        | ALT  | 9    | 5-4   | Single       | 7/27/18 | John Polonius     | REA  | 9    | 2-1   | Hit By Pitch  |
| 5/9/14  | Myles Schroeder   | ERI  | 13   | 7-6   | 2-R Single   | 4/6/19  | Heath Quinn       | HBG  | 8    | 2-1   | Sacrifice Fly |
| 5/29/14 | Ricky Oropesa     | ALT  | 9    | 6-3   | 3-R Home Run | 4/10/19 | Johneshwry Fargas | BOW  | 9    | 3-2   | Single        |
| 8/30/14 | Blake Miller      | BNG  | 9    | 7-6   | Single       | 6/12/19 | Jalen Miller      | HBG  | 10   | 1-0   | Single        |
| 4/9/15  | Kelby Tomlinson   | BOW  | 14   | 3-2   | Single       | 8/17/19 | Ryan Howard       | HBG  | 10   | 1-0   | Single        |
| 5/13/15 | Mitch Delfino     | BNG  | 2-1  | 2-1   | Single       | 8/19/19 | Jacob Heyward     | ERI  | 10   | 7-3   | PH Grand Slam |
| 5/28/15 | Kelby Tomlinson   | HBG  | 10   | 3-2   | Single       | 8/21/19 | Peter Maris       | ERI  | 13   | 11-10 | Single        |
| 8/5/15  | Rando Moreno      | NH   | 9    | 3-2   | Single       | 8/31/19 | Joey Bart         | BOW  | 10   | 3-2   | 2-R Double    |
| 8/14/15 | Austin Slater     | ALT  | 9    | 5-4   | Walk         |         |                   |      |      |       |               |



# HEATH QUINN | OUTFIELDER



**HEIGHT** 6-3 | **WEIGHT** 220 | **BATS** Right | **THROWS** Right

**BORN:** June 7, 1995  
**BIRTHPLACE:** Birmingham, Ala.  
**AGE:** 25 (Turns 26 on June 7)  
**ACQUIRED:** 3rd round - 2016  
**SCHOOL:** Samford University



## CAREER HIGHS

**HITS:** 4, 4x, last – 8/17/18 (SJ vs. LAN)  
**RUNS:** 3, 2x, last – 8/27/16 (SK vs. EUG)  
**HOME RUNS:** 1, 42x, last – 9/2/19 (SJ vs. STK)

**RBI:** 6, 8/22/18 (SJ @ VIS)  
**STOLEN BASES:** 1, 8x, last – 8/20/19 (SJ @ MOD)  
**HITTING STREAK:** 15 games, 4/29/18-6/22/18

## AWARDS & ACCOLADES

- 2018 MiLB.com Giants Organizational All-Star
- 2016 Northwest League Post-Season All-Star (Salem-Keizer)
- 2016 *Baseball America* Short-season All-Star (Salem-Keizer)
- 2016 Northwest League Player of the Week - 7/31/16 (Salem-Keizer)

## FUNN FACTS

- Heath Mitchell Quinn
- Attended Oak Mountain (Ala.) High School in Birmingham, Ala., where he played football, basketball and baseball
- Hit .439 during senior high school season in 2013
- Second-highest draft pick in Oak Mountain High School history behind his former high school teammate, former Hartford Yard Goats and current Colorado Rockies outfielder David Dahl
- Signing Scout: Jeff Wood

## CAREER TRANSACTIONS

- Selected by the Cleveland Indians in the 12th round of the 2013 MLB Draft but did not sign
- Selected by the San Francisco Giants in the third round (95th overall) of the 2016 MLB Draft out of Samford University
- Signed on June 16, 2016

## 2019

- Ranked by MLB.com as the No. 13 Giants prospect and No. 15 by *Baseball America* entering 2019
- Began season with Double-A Richmond
- Hit walk-off sac fly in 8th inning on 4/6 vs. HFD (G1) to give Squirrels a 2-1 win
- Began season 3-for-35 (.086) through 4/20
- Hit first career Double-A home run on 4/29 at BOW
- Hit pinch-hit solo home run on 5/4 vs. ALT
- Recorded 19-game on-base streak from 4/22-5/19, the longest streak by a member of the Flying Squirrels in 2019 and tied for seventh-longest in the league
- Hit .274 (17-for-62) with a .370 on-base percentage during streak
- Placed on 7-day IL on 5/17 with a left hamstring strain
- Began a rehab assignment with AZL Giants Orange on 6/17
- Homered in back-to-back games on 6/19 and 6/21
- Assigned to A-Adv. San Jose on 6/25

## 2018

- Spent the entire season with A-Adv. San Jose
- Finished sixth in the league in batting average (.300), seventh in on-base percentage (.376) and eighth in slugging percentage (.485)
- Set career-highs in games played (96), hits (107), doubles (24), home runs (14), RBIs (42) and walks (42)
- Hit .329 in 46 home games and .276 in 50 road games
- Went 4-for-4 with a double on 4/15 vs. STK
- Hit two doubles in a 3-for-5 performance on 4/20 vs. MOD
- Reeled off a career-high 15-game hitting streak from 4/29-6/22, going 23-for-59 (.390)
- Batted .338 with four home runs prior to the All-Star break
- Hit home runs in back-to-back games on 6/27 and 6/28 vs. STK
- Drew six walks in a four-game span from 7/12-7/15
- Hit a walk-off single in the bottom of the ninth on 7/25 vs. RC
- Recorded three straight multi-hit games from 8/8-8/11, going 7-for-13 with two doubles, two home runs and seven RBIs
- Went 4-for-4 on 8/17 vs. LAN
- Hit a grand slam and set a career-high with six RBIs on 8/23 vs. VIS
- Played for Scottsdale in the Arizona Fall League and hit .128

- in 12 games with four RBIs
- Named a MiLB.com Giants Organizational All-Star
- Ranked by MLB.com as the No. 10 Giants prospect

## 2017

- Spent the entire season with A-Adv. San Jose
- Did not start play until 5/15 after breaking his hand (hamate) swinging a bat during Spring Training
- Reached base safely in 16 of his first 17 games from 5/15-6/3
- Slashed .293/.359/.586 in 15 games in May
- Hit three home runs in a six-game span from 6/8-6/14
- Placed on the 7-day DL on 6/25 with a shoulder injury
- Activated from the 7-day DL on 7/6
- Went 2-for-3 with a home run on 8/17 vs. LAN
- Ranked by MLB.com as the No. 8 Giants prospect and No. 16 by *Baseball America*

## 2016

- Spent most of the season with short-season Salem-Keizer while also making appearances for Arizona League Giants and A-Adv. San Jose
- Led the Northwest League with a .571 slugging percentage and tied for second in the league with teammate Gio Brusa with nine homers
- Made first career start on 6/20 @ DIA, collected first career hit and scoring first career run
- Promoted to short-season Salem-Keizer on 6/24
- Tallied first career RBI on 7/6 vs. VAN
- Reached base in 25 consecutive games from 7/11-8/11, including a 14-game hitting streak from 7/19-8/5
- Tied for the fourth-longest on-base streak in the league
- Batted .351 with a .446 on-base percentage during streak
- Hit first career home run on 7/11 @ BOI
- Hit home runs in back-to-back games on 7/24 and 7/25 vs. EVE
- Named Northwest League Player of the Week on 7/31
- Went 4-for-4 on 8/13 @ EVE
- Named Northwest League Postseason All-Star and *Baseball America* Short-Season All-Star
- Ranked by *Baseball America* as the No. 9 prospect in the Northwest League
- Ranked by MLB.com as the No. 19 Giants prospect

## COLLEGE

- Played three seasons at Samford University
- Hit .334 with 43 home runs in 178 career games at Samford
- Named *Baseball America* Second-Team All-American and All-Southern Conference in 2016
- Led Southern Conference in home runs (21), RBIs (77) and total bases (165)
- Set Samford single-season record for RBIs
- Second highest drafted player in Samford baseball history after Phil Ervin (1st Round, 2013)
- Played for the Falmouth Commodores of the Cape Cod Baseball League in 2015
- Hit .317 with four home runs and was named a 2015 Cape Cod Baseball League All-Star
- Named All-Southern Conference in 2015
- Hit .319 with nine home runs and 48 RBIs in 2014
- Named First-Team College Freshman All-American and Southern Conference Freshman of the Year in 2014

| YR | CLUB                           | G          | AB          | R          | H          | 2B        | 3B       | HR        | RBI        | BB         | SO         | SB       | AVG.        |
|----|--------------------------------|------------|-------------|------------|------------|-----------|----------|-----------|------------|------------|------------|----------|-------------|
| 16 | AZL Giants (Rk.)               | 2          | 5           | 4          | 3          | 1         | 0        | 0         | 0          | 2          | 1          | 0        | .600        |
|    | Salem-Keizer (A-)              | 54         | 205         | 37         | 69         | 19        | 1        | 9         | 34         | 26         | 50         | 3        | .337        |
|    | San Jose (A+)                  | 4          | 17          | 2          | 6          | 1         | 0        | 0         | 2          | 7          | 0          | 0        | .353        |
|    | <b>2016 Totals (Rk./A-/A+)</b> | <b>60</b>  | <b>227</b>  | <b>43</b>  | <b>78</b>  | <b>21</b> | <b>1</b> | <b>9</b>  | <b>34</b>  | <b>30</b>  | <b>58</b>  | <b>3</b> | <b>.344</b> |
| 17 | San Jose (A+)                  | 75         | 272         | 24         | 62         | 9         | 0        | 10        | 29         | 20         | 86         | 0        | .228        |
| 18 | San Jose (A+)                  | 96         | 357         | 53         | 107        | 24        | 0        | 14        | 51         | 42         | 98         | 4        | .300        |
| 19 | AZL Giants Orange (Rk.)        | 7          | 25          | 5          | 7          | 3         | 0        | 2         | 7          | 3          | 5          | 0        | .280        |
|    | San Jose (A+)                  | 52         | 190         | 17         | 55         | 14        | 2        | 5         | 30         | 22         | 59         | 1        | .289        |
|    | Richmond (AA)                  | 32         | 97          | 6          | 20         | 4         | 1        | 2         | 9          | 14         | 35         | 0        | .206        |
|    | <b>2019 Totals (Rk./A-/AA)</b> | <b>91</b>  | <b>312</b>  | <b>28</b>  | <b>82</b>  | <b>21</b> | <b>3</b> | <b>9</b>  | <b>46</b>  | <b>39</b>  | <b>99</b>  | <b>1</b> | <b>.263</b> |
|    | <b>MiLB Totals (4 seasons)</b> | <b>322</b> | <b>1168</b> | <b>148</b> | <b>329</b> | <b>75</b> | <b>4</b> | <b>42</b> | <b>160</b> | <b>131</b> | <b>341</b> | <b>8</b> | <b>.282</b> |

ORGANIZATION

2021 FLYING SQUIRELS

HISTORY & RECORDS

DOUBLE-A NORTHEAST

GIANTS ORGANIZATION

GENERAL INFORMATION



# HELIOT RAMOS | OUTFIELDER



ORGANIZATION

2021 FLYING SQUIRRELS

HISTORY & RECORDS

DOUBLE-A NORTHEAST

GIANTS ORGANIZATION

GENERAL INFORMATION



| HEIGHT | WEIGHT | BATS  | THROWS |
|--------|--------|-------|--------|
| 5-11   | 243    | Right | Right  |



**BORN:** September 7, 1999  
**BIRTHPLACE:** Humacao, Puerto Rico  
**AGE:** 21 (Turns 22 on September 7)  
**ACQUIRED:** 1st round (19th overall) - 2017  
**SCHOOL:** Leadership Christian Academy (Puerto Rico)



## CAREER HIGHS

**HITS:** 4, 5x, last – 6/4/19 (AUG @ LEX)  
**RUNS:** 4, 7/1/17 (AZL GIA @ AZL ATH)  
**HOME RUNS:** 2, 4/10/19 (SJ @ STK)

**RBI:** 4, 7/22/17 (AZL GIA @ AZL ROY)  
**STOLEN BASES:** 2, 7/5/17 (AZL GIA @ AZL IND)  
**HITTING STREAK:** 16 games, 7/5/17-7/31/17

## AWARDS & ACCOLADES

- 2017 MLB.com Giants Organizational All-Star
- 2017 Baseball America Rookie All-Star (AZL Giants)
- 2017 Arizona League Post-Season All-Star (AZL Giants)
- 2018 SiriusXM All-Star Futures Game selection
- 2019 Baseball America High Class A All-Star (San Jose)
- 2019 California League Mid-Season All-Star (San Jose)
- 2019 California League Post-Season All-Star (San Jose)
- 2019 SiriusXM All-Star Futures Game selection
- 2019 Giants Minor League Player of the Year

## FUNN FACTS

- Heliot Lemuel Ramos (pronounced like "Elliott")
- Brother, Héctor Ramos, is a professional soccer player and all-time leading scorer of the Puerto Rican national soccer team
- Brother, Henry Ramos, is an outfielder in the San Francisco Giants organization
- Was committed to play college baseball at Florida International University before signing with the Giants
- Highest-drafted player out of Puerto Rico since Carlos Correa was the first overall pick in 2012
- Earned MVP honors at the 2016 Under Armor All-America Game and fell a double shy of the cycle
- Signing Scout: Junior Roman
- Rated by *Baseball America* and MLB.com as the No. 3 Giants prospect entering the 2021 season
- Rated by *Baseball America* as the No. 83 overall prospect entering the 2021 season
- Third-highest drafted player in Flying Squirrels history (19th overall) and one of 22 first-round draft picks in the team's history
- Became youngest player to play for Flying Squirrels (19 years, 336 days old) when he debuted on 8/9/19 vs. BOW (later surpassed by Anyesber Sivira) and first teenager to play for the Flying Squirrels in the franchise's history

## CAREER TRANSACTIONS

- Selected by the San Francisco Giants in the first round (19th overall) of the 2017 MLB Draft out of Leadership Christian Academy (Puerto Rico)
- Signed on June 21, 2017

## 2019

- Ranked by MLB.com as the No. 2 Giants prospect and No. 3 by *Baseball America* entering the season
- Began season with A-Adv. San Jose
- Placed on the 7-day IL on 4/26 (retro to 4/25) with an LCL sprain in his left knee
- Activated from IL on 5/27
- Hit a walk-off home run on the first pitch of the bottom of the ninth inning for a 5-4 win on 7/30 vs. LE
- Promoted to Double-A Richmond on 8/9
- Ranked third in California League in batting average (.306), fifth in OBP (.385), and tied for fifth in SLG (.500) at time of promotion to Double-A Richmond
- Hit first Double-A home run on 8/10 (G2) vs. BOW off scoreboard in left field at The Diamond
- Finished season on six-game hitting streak from 8/28 (G2)-9/2, batting .348 (8-for-23) with one double, one triple, one home run and four RBIs
- Went 2-for-4 with a three-run homer on final day of season on 9/2 vs. BOW
- Third-youngest player in the Eastern League in 2019 behind Richmond's Anyesber Sivira and Harrisburg's Luis Garcia
- Named San Jose Giants Offensive Player of the Year
- Rated by *Baseball America* as the No. 5 prospect in the California League

## 2018

- Spent the entire season with Single-A Augusta
- Played a career high 124 games and set career highs in runs (61), hits (119), doubles (24), triples (8), home runs (11), RBIs (52) and walks (35)
- Reached base safely on 17 straight games from 4/6-4/26, hitting safely in 16 of the 17 games
- Went a career-best 4-for-4 with a double on 6/2 @ LEX
- Recorded a six-game hitting streak from 6/10-6/17
- Went 4-for-5 with a double on 6/16 @ ASH
- Hit .272 with eight doubles in 26 games in June
- Selected to play in the SiriusXM All-Star Futures Game and collected a pinch-hit single off of fellow Giants prospect Shaun Anderson
- Played for Cangrejeros de Santurce in the Puerto Rican Winter League following the 2018 regular season and hit .258 with seven doubles and one home run in 19 games
- Ranked by MLB.com as the No. 2 Giants prospect and the No. 74 overall prospect
- Ranked by *Baseball America* as the No. 1 Giants prospect and the No. 79 overall prospect



## 2017

- Spent the entire season with rookie Arizona League Giants in professional debut year at the age of 17
- Led Arizona League in slugging percentage (.645), ranked second in batting average (.348), fourth in extra-base hits (23) and tied for fourth in total bases (89)
- Missed the league batting title by two points, finishing behind San Diego's Esteury Ruiz, who hit .350
- Went 3-for-5 with two doubles, a triple and two RBIs in first career game on 6/30 vs. ATH to notch first career hit and RBI
- Talled first career home run in next game on 7/1 @ ATH in a 4-for-5 performance
- Recorded six extra-base hits in his first two games from 6/30-7/1
- Went on a 16-game hitting streak from 7/5-7/31, going 27-for-70 (.386)
- Slashed .378/.420/.659 in 19 games in July with six doubles, four triple and three home runs
- Finished the season on a nine-game hitting streak from 8/10-8/20
- Named a 2017 MiLB.com Giants Organizational All-Star, a Baseball America Rookie All-Star and a 2017 Post-Season Arizona League All-Star
- Named as the No. 3 prospect in the Arizona League by *Baseball America*
- Ranked by MLB.com as the No. 3 Giants prospect

| YR | CLUB                    | G   | AB   | R   | H   | 2B | 3B | HR | RBI | BB | SO  | SB | AVG. |
|----|-------------------------|-----|------|-----|-----|----|----|----|-----|----|-----|----|------|
| 17 | AZL Giants (Rk.)        | 35  | 138  | 33  | 48  | 11 | 6  | 6  | 27  | 10 | 48  | 10 | .348 |
| 18 | Augusta (A)             | 124 | 485  | 61  | 119 | 24 | 8  | 11 | 52  | 35 | 136 | 8  | .245 |
| 19 | San Jose (A+)           | 77  | 294  | 51  | 90  | 18 | 0  | 13 | 40  | 32 | 85  | 6  | .306 |
|    | Richmond (AA)           | 25  | 95   | 13  | 23  | 6  | 1  | 3  | 15  | 10 | 33  | 2  | .242 |
|    | 2019 Totals (A+/AA)     | 102 | 389  | 64  | 113 | 24 | 1  | 16 | 55  | 42 | 118 | 8  | .290 |
|    | MiLB Totals (3 seasons) | 261 | 1012 | 158 | 280 | 59 | 15 | 33 | 134 | 87 | 302 | 26 | .277 |

# SEAN ROBY | THIRD BASEMAN

ORGANIZATION

2021 FLYING SQUIRRELS

HISTORY & RECORDS

DOUBLE-A NORTHEAST

GIANTS ORGANIZATION

GENERAL INFORMATION



**HEIGHT** 6-2 | **WEIGHT** 215 | **BATS** Right | **THROWS** Right

**BORN:** July 8, 1998  
**BIRTHPLACE:** Indio, Calif.  
**AGE:** 22 (Turns 23 on July 8)  
**ACQUIRED:** 12th Round - 2018  
**ACQUIRED:** Arizona Western College



## CAREER HIGHS

**HITS:** 4, 7/30/18 (AZL GIB vs. AZL DIA)  
**RUNS:** 3, 2x, last - 7/20/19 (SK @ BOI)  
**HOME RUNS:** 2, 8/24/19 (AUG vs. LEX)

**RBI:** 4, 2x, last - 8/10/19 (SK vs. HIL)  
**STOLEN BASES:** 1, 7/13/19 (SK vs. EUG)  
**HITTING STREAK:** 11 games, 8/4/18-8/26/18

### AWARDS & ACCOLADES

2019 Northwest League Mid-Season All-Star (Salem-Keizer)

### FUNN FACTS

- Sean Roby
- Played at Arizona Western College in Yuma, Ariz., and former San Francisco Giants Bengie Molina and Sergio Romo also played baseball at the institution
- Won the 2019 Northwest League / Pioneer League All-Star Game Home Run Derby
- Signing Scout: Chuck Hensley

### CAREER TRANSACTIONS

- Selected by the San Francisco Giants in the 12th round (346th overall) of the 2018 MLB Draft out of Arizona Western Junior College
- Signed on June 17, 2018

### 2019

- Split time between Short-Season Salem-Keizer of the Northwest League and Single-A Augusta of the South Atlantic League
- Tied for sixth-most in the Northwest League in RBIs (34)
- Finished the season tied for second on the Volcanoes in hits (51), triples (2), RBIs (34) through 37 games
- Tied for third on the team in walks (25)
- Opened the season with a five-game hit streak going 6-for-24 total with three runs and four RBIs
- Slashed .338 / .400 / .437 in the month of June with 14 RBIs through 17 games
- Knocked in a season-high four RBIs in a 2-for-5 game on 7/5 vs. VAN
- Selected as a Northwest League Mid-Season All-Star and won the home run derby

- Hit a walk-off single for a 5-4 win on 7/15 vs. BOI
- Promoted to Single-A Augusta on 8/12
- Had first career multi-homer game on 8/24 vs. LEX in a 2-for-4 performance with two runs and two RBIs
- Collected at least one hit in 10 of his last 11 games of the year with the GreenJackets including three home runs

### 2018

- Signed with the Giants on June 17, 2018, out of Arizona Western College
- Played the entire season in rookie Arizona League playing most of the season with AZL Giants Black with one appearance for AZL Giants Orange
- Assigned to AZL Giants Black on 6/26
- Had six consecutive games with an RBI from 7/2 - 7/11 totaling eight with two multi-RBI games
- Hit .313 (25-for-80) with 16 runs and 13 RBIs in July
- Ended the year on an 11-game hit streak totaling 14-for-43 with two home runs, five RBIs and an on-base percentage of .362
- Had 14 hits in 32 at-bats against left-handed pitchers in his first professional season
- Hit .348 (8-for-23) on Tuesdays during the season

### COLLEGE

- Attended Arizona Western College in Yuma, Ariz.
- Walked on at Arizona Western and earned a scholarship during his sophomore season
- Smacked 22 home runs, 77 RBIs and 66 runs during his final season
- Ranked first in the Arizona Community College Athletic Conference in home runs and second in runs
- Had a three-home run game on 2/3 vs. Yavapai College



| YR | CLUB                           | G          | AB         | R         | H          | 2B        | 3B       | HR        | RBI       | BB        | SO         | SB       | AVG.        |
|----|--------------------------------|------------|------------|-----------|------------|-----------|----------|-----------|-----------|-----------|------------|----------|-------------|
| 18 | AZL Giants Orange (Rk.)        | 1          | 3          | 0         | 2          | 0         | 0        | 0         | 0         | 1         | 0          | 0        | .667        |
|    | AZL Giants Black (Rk.)         | 44         | 160        | 29        | 45         | 8         | 1        | 5         | 23        | 16        | 36         | 0        | .281        |
|    | 2018 Totals (Rk.)              | 45         | 163        | 29        | 47         | 8         | 1        | 5         | 23        | 17        | 36         | 0        | .288        |
| 19 | Salem-Keizer (A-)              | 37         | 151        | 31        | 51         | 7         | 2        | 2         | 34        | 25        | 40         | 1        | .338        |
|    | Augusta (A)                    | 19         | 75         | 11        | 14         | 5         | 1        | 3         | 13        | 4         | 30         | 0        | .187        |
|    | 2019 Totals (A-/A)             | 56         | 226        | 42        | 65         | 12        | 3        | 5         | 47        | 29        | 70         | 1        | .288        |
|    | <b>MiLB Totals (2 seasons)</b> | <b>101</b> | <b>389</b> | <b>71</b> | <b>112</b> | <b>20</b> | <b>4</b> | <b>10</b> | <b>70</b> | <b>46</b> | <b>106</b> | <b>1</b> | <b>.288</b> |



**HEIGHT** | **WEIGHT** | **BATS** | **THROWS**  
5-11 | 185 | Right | Right

**BORN:** April 23, 1995  
**BIRTHPLACE:** Miami Shores, Fla.  
**AGE:** 26  
**ACQUIRED:** 29th Round - 2017  
**SCHOOL:** University of Florida



## CAREER HIGHS

**IP (START):** --  
**IP (RELIEF):** 4.0, 2x, last – 6/7/18 (RIC @ TRN)  
**RUNS ALLOWED:** 8, 2x, last – 7/21/19 (RIC vs. ERI)

**WALKS:** 4, 8/1/19 (SJ vs. LE)  
**STRIKEOUTS:** 4, 5x, last – 8/22/19 (SJ @ MOD)  
**MOST HITS ALLOWED:** 7, 7/7/18 (SK vs. RC)

### AWARDS & ACCOLADES

2019 California League Mid-Season All-Star (San Jose)

### FUNN FACTS

- Attended the University of Florida in Gainesville which is about five hours north of his hometown of Miami Shores
- Made the SEC Academic Honor Roll each year he was with the Gators
- Was a walk-on for the Gators
- Attended St. Thomas Aquinas High School
- Was named second-team All-American by Louisville Slugger after working an 8-3 record with a 1.72 ERA and 84 strikeouts in 61 innings during his senior year (2013)
- Helped his high school team to the 7A state semifinals

### CAREER TRANSACTIONS

- Selected by the San Francisco Giants in the 29th round (876th overall) of the 2017 MLB Draft out of the University of Florida
- Signed on July 20, 2017

### 2019

- Split the season between A-Adv. San Jose of the California League and Double-A Richmond of the Eastern League
- Led San Jose with seven saves and ERA (1.89) among players with at least 45.0 innings pitched
- Did not allow an earned run in first six appearances of the season from 4/5-4/19 while with A-Adv. San Jose with pitched 10.1 IP, 5 H, 2 BB, 16 SO
- Had three consecutive saves from 5/7-5/13
- Went on a stretch of collecting four-straight saves from 5/21-6/1, throwing 4.2 innings without surrendering a run and struck out five
- Did not allow an earned run in final 14 appearances with San Jose (21.0 IP) from 4/25-6/10 before promotion
- Promoted to Double-A Richmond on 6/12
- Posted a 1.69 ERA (2 ER/10.2 IP) in first nine Double-A outings from 4/14-7/18 before allowing eight runs in 1.2 innings on 7/21 vs. ERI, tying the record for the most earned runs allowed by a reliever in a game in franchise history
- Assigned to San Jose on 7/28 for remainder of season
- Held a 4.05 ERA in last five appearances (6.2 IP) on the season from 8/17 – 9/1

### 2018

- Pitched with three different levels in the Giants organization (Single-A Augusta, A-Adv. San Jose and Double-A Richmond)
- Led A-Adv. San Jose with nine saves and was second on Single-A Augusta in saves with 10
- Started the year with Single-A Augusta of the South Atlantic League
- Went on a streak of seven consecutive games without allowing a run and pitched in 12.1 innings with nine hits allowed, three walks and 18 strikeouts during the stretch from 4/8-5/2

- Collected five straight appearances with a save from 4/21-5/5
- Promoted to Double-A Richmond on 6/7
- Pitched in one game for the Flying Squirrels and earned a win. Threw 4.0 innings allowing two runs and struck out three on 6/7 @ TRN
- Assigned to Single-A Augusta on 6/8
- Promoted to A-Adv. San Jose on 6/17
- Had a 2-1 record in 13 appearances with a 7.36 ERA and three saves at home compared to an 0-1 record in 11 appearances with a 2.84 ERA and six saves on the road
- Gathered three-straight saves from 7/9 – 7/15



### 2017

- Spent the entire year with rookie AZL Giants
- Gathered first professional strikeout in first professional appearance on 7/21 vs. AZL BRE
- Had three consecutive scoreless appearances from 7/27-8/2
- Earned first professional win on 8/7 throwing 1.2 innings with one run, one walk and struck out one on 8/7 @ AZL WSX
- Gave up a three-run homer on 8/17 vs. AZL Padres 1...the only home run he allowed in his first season with the Giants
- Held a 1.42 ERA over his last five appearances going 6.1 innings with seven strikeouts and one earned run

### COLLEGE

- Attended University of Florida for four years
- Made the SEC Academic Honor Roll each year he was with the Gators
- Was a walk-on for the Gators
- Graduated with a degree in Criminology
- Was part of a Florida team that won the College World Series in 2017
- One of eight total Gators to be drafted in the 2017 class
- Had three career saves while at Florida

| YR | CLUB                           | W-L        | ERA         | G         | GS       | CG       | SHO      | SV        | IP           | H          | R         | ER        | HR       | BB        | SO         |
|----|--------------------------------|------------|-------------|-----------|----------|----------|----------|-----------|--------------|------------|-----------|-----------|----------|-----------|------------|
| 17 | AZL Giants (Rk.)               | 1-0        | 3.45        | 12        | 0        | 0        | 0        | 0         | 15.2         | 17         | 7         | 6         | 1        | 1         | 14         |
| 18 | Richmond (AA)                  | 1-0        | 4.50        | 1         | 0        | 0        | 0        | 0         | 4.0          | 5          | 2         | 2         | 0        | 0         | 3          |
|    | San Jose (A+)                  | 2-2        | 5.52        | 24        | 0        | 0        | 0        | 9         | 31.0         | 36         | 23        | 19        | 3        | 8         | 23         |
|    | Augusta (A)                    | 0-1        | 1.55        | 17        | 0        | 0        | 0        | 10        | 29.0         | 23         | 7         | 5         | 0        | 6         | 32         |
|    | 2018 Totals (A/A+/AA)          | 3-3        | 3.66        | 42        | 0        | 0        | 0        | 19        | 64.0         | 64         | 32        | 26        | 3        | 14        | 58         |
| 19 | Richmond (AA)                  | 1-2        | 7.11        | 11        | 0        | 0        | 0        | 0         | 12.2         | 20         | 12        | 10        | 0        | 4         | 7          |
|    | San Jose (A+)                  | 2-1        | 1.89        | 32        | 0        | 0        | 0        | 7         | 47.2         | 34         | 13        | 10        | 2        | 17        | 51         |
|    | 2019 Totals (A+/AA)            | 3-3        | 2.98        | 43        | 0        | 0        | 0        | 7         | 60.1         | 54         | 25        | 20        | 2        | 21        | 58         |
|    | <b>MiLB Totals (3 seasons)</b> | <b>7-6</b> | <b>3.34</b> | <b>97</b> | <b>0</b> | <b>0</b> | <b>0</b> | <b>26</b> | <b>140.0</b> | <b>135</b> | <b>64</b> | <b>52</b> | <b>6</b> | <b>36</b> | <b>130</b> |



# PATRICK RUOTOLO | RIGHT-HANDED PITCHER



|               |               |             |               |
|---------------|---------------|-------------|---------------|
| <b>HEIGHT</b> | <b>WEIGHT</b> | <b>BATS</b> | <b>THROWS</b> |
| 5-10          | 250           | Right       | Right         |

**BORN:** January 17, 1995  
**BIRTHPLACE:** Beverly, Mass.  
**AGE:** 26  
**ACQUIRED:** 27th Round - 2016  
**SCHOOL:** University of Connecticut



## CAREER HIGHS

**IP (START):** --  
**IP (RELIEF):** 2.1, 2x, last – 7/23/18 (RIC @ ERI)  
**RUNS ALLOWED:** 2, 7x, last – 8/21/19 (SK @ MOD)

**WALKS:** 3, 8/27/19 (SJ vs. VIS)  
**STRIKEOUTS:** 5, 2x, last – 7/23/18 (RIC @ ERI)  
**MOST HITS ALLOWED:** 5, 8/21/19 (SK @ MOD)

### FUNN FACTS

- Patrick Anthony Ruotolo
- Attended Peabody Veterans Memorial High School in Peabody, Mass., where he was a four-year NEC All-star earning All-State honors
- Put together a 0.28 ERA, 130 strikeouts and a 9-1 record his junior year while recording three no-hitters in a four-game span
- Captain of the hockey team his senior year
- Modeled his pitching mechanics after former Giant Tim Lincecum

### CAREER TRANSACTIONS

- Selected by the San Francisco Giants in the 27th round (815th overall) of the 2016 MLB Draft out of the University of Connecticut
- Signed on June 16, 2016

### 2019

- Split time between Rookie AZL Giants Black of the Arizona League and A-Adv. San Jose of the California League
- Started the year on a rehab assignment in the Arizona League after undergoing Tommy John surgery in 2018
- Would not surrender a run in seven appearances with AZL Giants Black
- Held hitters to a .129 average in his tenure in the Arizona League
- Assigned to A-Adv. San Jose on 8/13
- Finished the season with a 1.80 ERA (2 ER/10.0 IP) in six appearances with San Jose, allowing eight hits, eight walks and 12 strikeouts

### 2018

- Split time between A-Adv. San Jose of the California League and Double-A Richmond of the Eastern League
- Compiled a 1.50 ERA (1 ER/6.0 IP) with eight strikeouts in his first five appearances with San Jose from 4/8-4/20
- Carried a 0.87 ERA (1 ER/10.2 IP) through April
- Curated four consecutive saves from 4/29-5/11 throwing a combined 5.1 innings, three runs (two earned), three walks and seven strikeouts
- Promoted to Double-A Richmond on 5/21
- Collected first Double-A save on 5/26 @ AKR throwing two scoreless innings
- Did not surrender a run in first five appearances for the Flying Squirrels from 5/24-6/3 and held opponents to a .083 batting average
- Registered a combined 2.16 ERA through May and June along with three saves
- Had a 1-1 record with a 2.61 ERA with the Flying Squirrels in last 10 appearances (6/30-8/2) before going on the 7-day disabled list for the remainder of the season with torn ligaments in his elbow and had Tommy John surgery

### 2017

- Spent the entire year with Single-A Augusta of the South Atlantic League
- Collected 17 saves ranking as the third-most in the SAL in 2017, tied for third in the league in appearances (44)
- Led team in ERA (1.68), tied for lead in appearances, tied for second in strikeouts among relievers (69)
- Compiled a 4-2 record with the GreenJackets
- Did not surrender a run in first eight appearances (8.2 IP) from 4/7 – 4/24...included one walk, one hit and 10 strikeouts during that span
- Held a 0.93 ERA with a 1-0 record and two saves in April
- Threw back-to-back saves on 6/25 and 6/26
- Held a 1.17 ERA (1 ER/7.2 IP) through seven appearances in June
- Earned four consecutive saves giving up only one earned run through four innings of work from 7/9-7/16
- Bulk of saves came in August where he threw six of his season total 17
- Gathered 41 strikeouts over 28.0 innings with a 1.93 ERA against right-handed hitters while slinging 28 strikeouts over 20.1 innings with a 1.33 ERA against left-handed hitters
- Did not surrender a run in the last eight appearances on the season from 8/17-9/4

### 2016

- Split the season with rookie AZL Giants of the Arizona League and Short-Season Salem-Keizer of the Northwest League
- Did not surrender a run in three consecutive appearances from 6/26 – 7/5
- Promoted to Short-Season Salem-Keizer on 7/7
- Did not allow a run in first seven appearances with the Volcanoes from 7/9 – 7/15
- Allowed one earned run in last five appearances (5.0 innings) of the season from 8/17-9/3

### COLLEGE

- Voted to American Athletic Conference Second Team with UCONN
- Made 25 appearances for the Huskies in his junior year (2016), throwing an American Athletic Conference-best 12 saves
- Finished with 20 career saves, which ranks third in UCONN program history
- Struck out 47 batters through 40.0 innings while having a 2.25 ERA his junior season
- NEIBA All-New England First Team making 22 appearances his sophomore season and led all relievers with 36.1 innings pitched. Struck out 52 batters during that tenure
- Held a 2.86 ERA in 44.0 innings and 25 appearances during his freshman season
- Was the lone Husky who averaged more than a strikeout per inning, fanning 49 batters

| YR                             | CLUB                   | W-L         | ERA         | G          | GS       | CG       | SHO      | SV        | IP           | H         | R         | ER        | HR       | BB        | SO         |
|--------------------------------|------------------------|-------------|-------------|------------|----------|----------|----------|-----------|--------------|-----------|-----------|-----------|----------|-----------|------------|
| 16                             | AZL Giants (Rk.)       | 0-0         | 0.00        | 4          | 0        | 0        | 0        | 0         | 5.0          | 3         | 1         | 0         | 0        | 0         | 7          |
|                                | Salem-Keizer (A-)      | 2-2         | 1.42        | 15         | 0        | 0        | 0        | 4         | 19.0         | 13        | 5         | 3         | 0        | 14        | 35         |
|                                | 2016 Totals (Rk./A-)   | 2-2         | 1.13        | 19         | 0        | 0        | 0        | 4         | 24.0         | 16        | 6         | 3         | 0        | 14        | 42         |
| 17                             | Augusta (A)            | 4-2         | 1.68        | 44         | 0        | 0        | 0        | 17        | 48.1         | 28        | 10        | 9         | 3        | 12        | 69         |
|                                | San Jose (A+)          | 3-0         | 1.47        | 14         | 0        | 0        | 0        | 6         | 18.1         | 12        | 5         | 3         | 0        | 7         | 26         |
| 18                             | Richmond (AA)          | 1-1         | 2.42        | 23         | 0        | 0        | 0        | 4         | 26.0         | 18        | 7         | 7         | 5        | 10        | 36         |
|                                | 2018 Totals (A+/AA)    | 4-1         | 2.03        | 37         | 0        | 0        | 0        | 10        | 44.1         | 30        | 12        | 10        | 5        | 17        | 62         |
|                                | AZL Giants Black (Rk.) | 1-0         | 0.00        | 7          | 0        | 0        | 0        | 1         | 9.0          | 4         | 0         | 0         | 0        | 1         | 12         |
| 19                             | San Jose (A+)          | 0-0         | 1.80        | 6          | 0        | 0        | 0        | 2         | 10.0         | 8         | 2         | 2         | 0        | 8         | 12         |
|                                | 2019 (Rk./A+)          | 1-0         | 0.95        | 13         | 0        | 0        | 0        | 3         | 19.0         | 12        | 2         | 2         | 0        | 9         | 24         |
| <b>MiLB Totals (4 seasons)</b> |                        | <b>11-5</b> | <b>1.59</b> | <b>113</b> | <b>0</b> | <b>0</b> | <b>0</b> | <b>34</b> | <b>135.2</b> | <b>86</b> | <b>30</b> | <b>24</b> | <b>8</b> | <b>52</b> | <b>197</b> |

ORGANIZATION

2021 FLYING SQUIRRELS

HISTORY & RECORDS

DOUBLE-A NORTHEAST

GIANTS ORGANIZATION

GENERAL INFORMATION

# GREGORY SANTOS | RIGHT-HANDED PITCHER



ORGANIZATION

2021 FLYING SQUIRRELS

HISTORY & RECORDS

DOUBLE-A NORTHEAST

GIANTS ORGANIZATION

GENERAL INFORMATION



**HEIGHT** | **WEIGHT** | **BATS** | **THROWS**  
6-3 | 238 | Right | Right

**BORN:** August 28, 1999  
**BIRTHPLACE:** San Cristóbal, Dominican Republic  
**AGE:** 21 (Turns 22 on August 28)  
**ACQUIRED:** Traded from the Boston Red Sox (July 25, 2017)



## CAREER HIGHS

**IP (START):** 7.0, 7/1/18 (SK @ VAN)  
**IP (RELIEF):** 2.0, 3x, last – 8/22/16 (DSL RSX2 @ DSL AST2)  
**RUNS ALLOWED:** 6, 6/10/16 (DSL RSX2 @ DSL MTS)

**WALKS:** 5, 6/19/17 (DSL RSX @ DSL TB)  
**STRIKEOUTS:** 7, 7/13/18 (SK @ EVE)  
**MOST HITS ALLOWED:** 10, 7/31/18 (SK vs. EVE)

**AWARDS & ACCOLADES**  
2018 Northwest League Mid-Season All-Star (Salem-Keizer)

### FUNN FACTS

- Gregory Omar Santos
- From San Cristobal, Dominican Republic, with is nicknamed "La Ciudad Benemérita." Translates to "City deserving of grace."
- Acquired by the Giants in the Eduardo Nuñez trade with the Boston Red Sox on July 25, 2017 along with Shaun Anderson
- MLB Pipeline named Santos the 13th best prospect in the minor league system
- Participated in the Fall Instructional League in Arizona in the fall of 2020

### CAREER TRANSACTIONS

- Signed by the Boston Red Sox as an international free agent on August 28, 2015
- Traded by the Boston Red Sox along with LHP Shaun Anderson to the San Francisco Giants on July 25, 2017 for 3B Eduardo Nunez

### 2019

- Spent the season with Single-A Augusta of the South Atlantic League
- Started the season with back-to-back losing decisions on 4/5 and 4/11
- Placed on the 7-day injured list on 4/26
- Reinstated from 7-day injured list on 6/14
- Pitched 4.0 scoreless innings allowing four hits with one walk and two strikeouts on 6/14 vs. ROM
- Earned first win of the season in a quality start after pitching 6.0 innings with six hits allowed with one run, one walk and three strikeouts on 6/30 vs. LEX
- Had season cut short due to a shoulder injury

### 2018

- Spent the entire season with Short-Season Salem-Keizer of the Northwest League
- Was used primarily in the starting rotation...tied for the most starts on the year
- First season of professional baseball in the United States
- Led pitching staff in strikeouts (46)
- Second on the Volcanoes in innings pitched (49.2)
- Produced back-to-back wins on 6/21 and 6/26 including a quality start.
- Pitched a season-high 7.0 innings in a quality start allowing nine hits, two runs, no walks and six strikeouts on 7/1 @ VAN
- Carried an ERA of 4.00 over 27.0 innings in 6 games in the month of July
- Handed three consecutive losses from 7/31-8/29 giving up nine earned runs over 7.2 IP
- Had a 5.0-inning outing with nine hits allowed, four earned runs and four strikeouts in final start of the season on 9/3 @ HIL

### 2017

- Spent the season in the Dominican Summer League pitching to two different organizations
- Started the season with the DSL Red Sox as part of their starting rotation
- Did not give up an earned run through first two games from 6/6-6/12 over 7.0 innings. Allowed three hits and struck out seven
- Collected three or more strikeouts (24 total) over first seven games from 6/6 – 7/19
- Traded to the Giants on 7/26 along with RHP Shaun Anderson in exchange for third baseman Eduardo Nunez
- Pitched 4.0 innings with one earned run allowed and five strikeouts in first game within the Giants' system on 8/1 vs. DSL PAD
- Notched a winning decision over a quality start throwing 6.0 scoreless innings with six strikeouts
- Slung in 17 strikeouts compared to five walks over four games while with DSL Giants



### 2016

- Spent the entire season with rookie DSL Red Sox 2 of the Dominican Summer League in first professional season
- Collected back-to-back wins on 6/16 and 6/22, both of them 5.0-inning affairs
- Racked up multiple strikeouts in each of his first four games of the seasons
- Went 2-3 with a 3.94 ERA over 10 appearances as a starter compared to 1-0 with a 5.00 ERA over six appearances in relief
- Collected only career save in last appearance of the season on 8/26 vs. DSL PHl 2...pitched 1.0 inning with one hit allowed but induced a double play

| YR | CLUB                           | W-L         | ERA  | G         | GS        | CG       | SHO      | SV       | IP           | H          | R         | ER        | HR        | BB        | SO         |
|----|--------------------------------|-------------|------|-----------|-----------|----------|----------|----------|--------------|------------|-----------|-----------|-----------|-----------|------------|
| 16 | DSL Red Sox 2 (F-Rk.)          | 3-3         | 4.17 | 16        | 10        | 0        | 0        | 1        | 41.0         | 40         | 27        | 19        | 1         | 26        | 25         |
| 17 | DSL Red Sox (F-Rk.)            | 2-0         | 0.89 | 8         | 8         | 0        | 0        | 0        | 30.1         | 22         | 6         | 3         | 0         | 15        | 24         |
|    | DSL Giants (F-Rk.)             | 1-0         | 1.93 | 4         | 4         | 0        | 0        | 0        | 18.2         | 21         | 5         | 4         | 2         | 5         | 17         |
|    | 2017 Totals (F-Rk.)            | 3-0         | 1.29 | 12        | 12        | 0        | 0        | 0        | 49.0         | 43         | 11        | 7         | 2         | 20        | 41         |
| 18 | Salem-Keizer (A-)              | 2-5         | 4.53 | 12        | 12        | 0        | 0        | 0        | 49.2         | 64         | 34        | 25        | 3         | 15        | 46         |
| 19 | Augusta (A)                    | 1-5         | 2.86 | 8         | 8         | 0        | 0        | 0        | 34.2         | 34         | 16        | 11        | 4         | 9         | 26         |
|    | <b>MiLB Totals (4 seasons)</b> | <b>9-13</b> |      | <b>48</b> | <b>42</b> | <b>0</b> | <b>0</b> | <b>1</b> | <b>174.1</b> | <b>181</b> | <b>88</b> | <b>62</b> | <b>10</b> | <b>70</b> | <b>138</b> |

# MATT SEELINGER | RIGHT-HANDED PITCHER



**HEIGHT** 6-3 | **WEIGHT** 190 | **BATS** Right | **THROWS** Right

**BORN:** April 19, 1995  
**BIRTHPLACE:** Westbury, N.Y.  
**AGE:** 26  
**ACQUIRED:** Trade - Tampa Bay (May 20, 2019)  
**SCHOOL:** Farmingdale State College



## CAREER HIGHS

**IP (START):** --  
**IP (RELIEF):** 4.0, 9/5/17 (WV vs. WIL)  
**RUNS ALLOWED:** 4, 6x, last - 8/6/19 (AUG vs. HIC)

**WALKS:** 3, 3x, last - 8/6/19 (AUG vs. HIC)  
**STRIKEOUTS:** 7, 7/24/19 (AUG @ COL)  
**MOST HITS ALLOWED:** 5, 3x, last - 5/5/19 (CHA vs. JUP)

## FUNN FACTS

- Matthew Thomas Seelinger
- Attended W. Tresper Clarke High School in Westbury, N.Y., which also produced former MLB pitcher Skip Jutze, former MLB pitcher Bud Anderson and rapper Chuck D of Public Enemy
- All-State, All-Conference and two-time All-Conference selection in high school
- Spent 2019-20 offseason working out with Mariners pitcher Justin Dunn at East Coast Strength and Performance (ECSP) on Long Island
- First Farmingdale State College player selected in the June Amateur Draft since Tadeusz Nawakowski was picked in the 12th round in 1977
- Was set to see first MLB spring training action in Scottsdale in March 2020 before rain ended the game early, which ended up being the same day NBA player Rudy Gobert tested positive for coronavirus, halting the league's season, soon after followed by baseball and all other sports
- Built a plywood mound with his dad in their backyard to pitch during the canceled 2020 season
- Had a career SO/9 IP ratio of 12.9 and a 4.00 SO/W ratio as a professional

## CAREER TRANSACTIONS

- Selected by the Pittsburgh Pirates in the 28th round of the 2017 MLB Draft out of Farmingdale State College
- Traded from the Pittsburgh Pirates to the Tampa Bay Rays on August 6, 2018 for shortstop Adeiny Hechavarria
- Traded from the Tampa Bay Rays to the San Francisco Giants on May 20, 2019 as player to be named later to complete May 16, 2019 trade for Erik Kratz

## 2019

- Began season with A-Adv. Charlotte Stone Crabs
- Pitched six games in the Florida State League
- Traded from the Tampa Bay Rays to the San Francisco Giants as player to be named later on 5/20 to complete 5/16 trade that sent Erik Kratz from San Francisco to Tampa Bay
- Assigned to Single-A Augusta GreenJackets on 5/22
- Made Giants organization debut on 5/23 vs. ROM and worked 2.0 scoreless innings
- Set career high with seven strikeouts on 7/24 @ COL
- Went 1-0 with a 0.79 ERA (1 ER/11.1 IP) over final six appearances from 8/11-9/1

## 2018

- Began season with Single-A West Virginia Power
- Picked up save in season debut on 4/18 @ CSC
- Went 1-2 with a 1.29 ERA (2 ER/14.0 IP) and three saves over first 11 outings of the year from 4/18-5/25
- Traded from the Pittsburgh Pirates to the Tampa Bay Rays on 8/6 for shortstop Adeiny Hechavarria
- Assigned to Single-A Bowling Green Hot Rods on 8/8
- Made Rays organization debut on 8/9 vs. WM and worked

| YR                             | CLUB                      | W-L        | ERA         | G         | GS       | CG       | SHO      | SV        | IP           | H          | R         | ER        | HR        | BB        | SO         |
|--------------------------------|---------------------------|------------|-------------|-----------|----------|----------|----------|-----------|--------------|------------|-----------|-----------|-----------|-----------|------------|
| 17                             | West Virginia (A-)        | 0-1        | 1.80        | 20        | 0        | 0        | 0        | 4         | 30.0         | 17         | 7         | 6         | 1         | 9         | 37         |
| 18                             | West Virginia (A)         | 1-3        | 3.03        | 28        | 0        | 0        | 0        | 7         | 32.2         | 30         | 14        | 11        | 6         | 11        | 52         |
|                                | Bowling Green (A)         | 1-0        | 2.19        | 8         | 0        | 0        | 0        | 3         | 12.1         | 10         | 4         | 3         | 1         | 5         | 15         |
|                                | <i>2018 Totals (A)</i>    | 2-3        | 2.80        | 36        | 0        | 0        | 0        | 10        | 45.0         | 40         | 18        | 14        | 7         | 16        | 67         |
| 19                             | Charlotte (A+)            | 2-0        | 10.00       | 6         | 0        | 0        | 0        | 0         | 9.0          | 10         | 10        | 10        | 1         | 4         | 7          |
|                                | Augusta (A)               | 1-4        | 4.97        | 24        | 0        | 0        | 0        | 2         | 41.2         | 37         | 30        | 23        | 3         | 16        | 69         |
|                                | <i>2019 Totals (A/A+)</i> | 3-4        | 5.86        | 30        | 0        | 0        | 0        | 2         | 50.2         | 47         | 40        | 33        | 4         | 20        | 76         |
| <b>MiLB Totals (3 seasons)</b> |                           | <b>5-8</b> | <b>3.80</b> | <b>86</b> | <b>0</b> | <b>0</b> | <b>0</b> | <b>16</b> | <b>125.2</b> | <b>104</b> | <b>65</b> | <b>53</b> | <b>12</b> | <b>45</b> | <b>180</b> |

## 2.0 scoreless innings

- Did not allow a run in first six appearances of Rays career, picking up two saves in that span while working 9.1 innings

## 2017

- Spent entire season with short-season West Virginia Black Bears
- Made professional debut on 6/28 vs. MHV, striking out two over a scoreless inning
- Picked up first professional save on 7/18 @ AUB after throwing scoreless 11th inning
- Did not allow a run in first 10 professional outings from 6/28-7/29, spanning 13.0 innings with 17 strikeouts and holding opposing batters to a .071 batting average
- Worked career-high 4.0 innings in final outing of the season on 9/5 vs. WIL, pitching the ninth through 12th innings without allowing a run

## COLLEGE

- Attended Division III Farmingdale State College (SUNY Farmingdale) in Farmingdale, N.Y.
- Went 3-1 with a 3.86 ERA as a freshman in 2014, seeing action in 11 games
- Made four starts and seven relief appearances as a sophomore in 2015, going 2-1 with a 4.66 ERA and finished fourth in the Skyline Conference with 43 strikeouts
- Named Skyline Conference Pitcher of the Year in 2016 junior season, First-Team All-Conference and ABCA/Rawlings Third-Team All-Region while going 4-1 with a 3.24 ERA
- Went 4-1 with a 1.39 ERA in 11 games (eight starts) as a senior in 2017 en route to being named First-Team All-Skyline Conference, First-Team All-ECAC, Second-Team ABCA/Rawlings All-New York Region and Second-Team D3Baseball.com All-New York Region while leading the conference in strikeouts with (69)

ORGANIZATION

2021 FLYING SQUIRELS

HISTORY & RECORDS

DOUBLE-A NORTHEAST

GIANTS ORGANIZATION

GENERAL INFORMATION



**HEIGHT** 5-9 | **WEIGHT** 155 | **BATS** Right | **THROWS** Right

**BORN:** January 9, 2000  
**BIRTHPLACE:** Sabana de Parra, Venezuela  
**AGE:** 21  
**ACQUIRED:** International Free Agent (July 2, 2016)



**CAREER HIGHS**

**HITS:** 5, 7/16/18 (AZL GIO vs. AZL IND1)  
**RUNS:** 4, 6/14/17 (DSL GIA @ DSL ORI)  
**HOME RUNS:** 1, 3x, last - 7/20/19 (AUG vs. GBO)

**RBI:** 3, 7/11/17 (DSL GIA vs. DSL WSX)  
**STOLEN BASES:** 3, 2x, last - 8/23/17 (DSL GIA @ DSL DIA)  
**HITTING STREAK:** 9 games, 8/7/18-8/19/18

**FUNN FACTS**

- Anyesber Daniel Sivira
- Originally from Sabana de Parra, Venezuela, which has an estimated population of around 22,000 people
- Became the youngest player in Flying Squirrels history in 2019 plying at the age of 19 in debut on 9/1
- First Flying Squirrel born in the new millennium (January 9, 2000)
- Signing Scout: Oscar Montero

- Notched back-to-back multi hit games on 7/13 and 7/14 with three RBIs
- Slashed .227 / .306 / .284 in the month of July
- Had a streak of nine consecutive games without a hit from 8/6-8/17
- Had 13 multi-hit games in Augusta
- Promoted to Double-A Richmond on 9/1
- Played in two games for the Flying Squirrels collecting one run and two walks
- Turned three double plays in Double-A debut on 9/1 vs. BOW

**CAREER TRANSACTIONS**

- Signed by the San Francisco Giants as an international free agent on July 2, 2016



**2018**

- Played the entire season at rookie AZL Giants Orange of the Arizona League
- Compiled a career high five hits along with one RBI on 7/16 vs. AZL IND1
- Went on a streak of five consecutive games with multiple hits from 7/16-7/23 going 13-for-21 total with eight runs, four doubles and an RBI
- Went 20-for-60 with an OPS of .854 in the month of July
- Had two runs in back-to-back games on 8/7 and 8/9
- Finished the year with 43 hits, the fifth most on the team

**2017**

- Spent the entire season with rookie DSL Giants of the Dominican Summer League
- Had a .290 batting average along with a .405 on-base percentage in June
- Scored three runs in a 2-for-6 performance on 7/14 @ DSL PAD
- Tied a season-high three stolen bases on 8/23 @ DSL DIA
- 12 of his 20 total RBIs on the season came during home games
- Had 11 of his 20 total stolen bases on the road


**2019**

- Spent most of the season with Single-A Augusta while appearing in two games for Double-A Richmond
- Played in a career-high 78 games while also gaining career highs in hits (56), home runs (2) and walks (25)
- Collected a .409 on-base percentage during the month of June

| YR | CLUB                           | G          | AB         | R          | H          | 2B        | 3B       | HR       | RBI       | BB        | SO         | SB        | AVG.        |
|----|--------------------------------|------------|------------|------------|------------|-----------|----------|----------|-----------|-----------|------------|-----------|-------------|
| 17 | DSL Giants (F-Rk.)             | 64         | 194        | 43         | 43         | 6         | 1        | 0        | 20        | 23        | 17         | 20        | .222        |
| 18 | AZL Giants Orange (Rk.)        | 43         | 161        | 30         | 43         | 11        | 0        | 1        | 14        | 10        | 31         | 2         | .267        |
| 19 | Richmond (AA)                  | 2          | 5          | 1          | 0          | 0         | 0        | 0        | 0         | 2         | 4          | 0         | .000        |
|    | Augusta (A)                    | 76         | 245        | 43         | 56         | 9         | 1        | 2        | 19        | 25        | 55         | 5         | .229        |
|    | 2019 Totals (A/AA)             | 78         | 250        | 44         | 56         | 9         | 1        | 2        | 19        | 27        | 59         | 5         | .224        |
|    | <b>MiLB Totals (3 seasons)</b> | <b>185</b> | <b>605</b> | <b>117</b> | <b>142</b> | <b>26</b> | <b>2</b> | <b>3</b> | <b>53</b> | <b>60</b> | <b>107</b> | <b>27</b> | <b>.235</b> |

**YOUNGEST PLAYERS IN FLYING SQUIRRELS HISTORY**

Heliot Ramos



| Name                   | Debut Year | Age at Time of Debut         |
|------------------------|------------|------------------------------|
| Anyesber Sivira.....   | 2019.....  | 19 years, 7 months, 23 days  |
| Heliot Ramos.....      | 2019.....  | 19 years, 11 months, 2 days  |
| Christian Arroyo.....  | 2016.....  | 20 years, 10 months, 8 days  |
| Nick Noonan.....       | 2010.....  | 20 years, 11 months 4 days   |
| Travious Relaford..... | 2013.....  | 20 years, 11 months, 9 days  |
| Tommy Joseph.....      | 2012.....  | 20 years, 8 months, 20 days  |
| Adalberto Mejia.....   | 2014.....  | 20 years, 9 months, 16 days  |
| C.J. Hinojosa.....     | 2016.....  | 21 years, 11 months, 15 days |
| Edwin Escobar.....     | 2013.....  | 21 years, 2 months, 21 days  |
| Clayton Blackburn..... | 2014.....  | 21 years, 2 months, 29 days  |
| Kyle Crick.....        | 2014.....  | 21 years, 4 months, 7 days   |
| Michael Main.....      | 2010.....  | 21 years, 6 months, 20 days  |
| Carlos Diaz.....       | 2015.....  | 21 years, 7 months, 4 days   |
| Logan Webb.....        | 2018.....  | 21 years, 8 months, 18 days  |

ORGANIZATION

2021 FLYING SQUIRRELS

HISTORY & RECORDS

DOUBLE-A NORTHEAST

GIANTS ORGANIZATION

GENERAL INFORMATION



|                      |                      |                     |                        |
|----------------------|----------------------|---------------------|------------------------|
| <b>HEIGHT</b><br>6-2 | <b>WEIGHT</b><br>170 | <b>BATS</b><br>Left | <b>THROWS</b><br>Right |
|----------------------|----------------------|---------------------|------------------------|

**BORN:** October 26, 1996  
**BIRTHPLACE:** Santo Domingo, Dominican Republic  
**AGE:** 24  
**ACQUIRED:** Signed as a minor league free agent (Nov. 16, 2020)



## CAREER HIGHS

**HITS:** 4, 4x, last – 7/1/19 (DBT vs. TAM)  
**RUNS:** 3, 5x, last – 8/22/19 (DBT @ DUN)  
**HOME RUNS:** 1, 1fx, last – 8/11/19 (DBT @ STL)

**RBI:** 4, 7/9/15 (DSL REDS vs. DSL ORI)  
**STOLEN BASES:** 2, 6x, last – 8/15/19 (DBT vs. CHA)  
**HITTING STREAK:** 12 games, 7/23/19-8/5/19

## AWARDS & ACCOLADES

2017 MiLB.com Reds Organizational All-Star  
 2019 MiLB.com Reds Organizational All-Star  
 2019 Florida State League Mid-Season All-Star (Daytona)

## FUNN FACTS

- Andy Manuel Sugilio
- Native of Santo Domingo, Dominican Republic, the capital city of the country
- After the 2018 season, was one of 10 Reds minor leaguers to attend a leadership training program at West Point
- Signing Scout: Richard Jimenez (Cincinnati)

## CAREER TRANSACTIONS

- Signed by the Cincinnati Reds as an international free agent on October 28, 2013
- Elected free agency on November 2, 2020
- Signed by the San Francisco Giants as a minor league free agent on November 16, 2020

## 2019

- Spent the entire season with A-Adv. Daytona of the Florida State League
- Ranked third in the Florida State League in hits (134), tied for sixth in stolen bases (23)
- Compiled the most stolen bases on Daytona's roster and led the team in batting average (.294)
- Ranked third for Daytona in games (118), runs (57), total bases (164) and tied for third on the team in triples (5)
- Set career highs in games, hits, total bases and stolen bases
- Started the year collecting a base hit in each of his first six games from 4/4-4/10
- Carried an eight-game hit streak from 4/26-5/7 going 13-for-32 (.406) with five runs and five RBIs and in five of the eight games saw multiple hits
- Carried a .315 batting average (29-for-92) with 11 runs and four stolen bases in May
- Curated a nine-game hit streak from 6/4-6/17...had multiple hits in six of those consecutively from 6/7-6/17
- Was a 2019 Florida State League Mid-Season All-Star selection
- Put together a 10-game hit streak from 7/23-8/5
- Ended the year going 17-for-45 with eight runs and two stolen bases over his last 10 games
- Hit .408 (20-for-49) during day games
- Selected as a 2019 MiLB.com Reds organizational All-Star

## 2018

- Spent the season with Single-A Dayton of the Midwest League
- Played in two games in April before heading on the 7-day disabled list
- Activated on 5/12 and went 1-for-3 with a home run and two RBIs vs. PEO
- Racked up five consecutive games with multiple hits from 6/23-6/27 going 11-for-20 with three runs, a double, a home

## run and five RBIs

- Had six multi-hit games out of 21 played in June
- Had 30 hits over 27 games in the month of July
- Compiled a streak of six games without a strikeout from 8/24-8/30



## 2017

- Spent the year with rookie Billings of the Pioneer League
- Had back-to-back games with a home run on 6/19 and 6/21
- Produced eight RBIs in nine games during June
- Compiled an eight-game hit streak from 8/7-8/21 with a trio of three-hit games and two two-hit games during the streak
- Slashed .378 / .439 / .459 in August
- Hit .366 (15-for-41) with seven runs in last 10 games of the season 8/29-9/9
- Selected as a 2017 MiLB.com Reds organizational All-Star

## 2016

- Spent the entire season with rookie AZL Reds of the Arizona League
- First season of professional baseball in the United States
- Collected a four-game hit streak to begin the season going 7-for-17
- Racked up six hits in his last five games of the season from 8/24-8/28

## 2015

- Played the entire season with rookie DSL Reds of the Dominican Summer League
- Had at least one hit in six-straight games from 6/3-6/9
- Tallied at least one walk in six consecutive games from 7/1-7/8
- Compiled a 10-game hit streak from 7/27-8/7 totaling 14-for-42 with six runs, two doubles, two triples and three RBIs
- Hit four doubles in 10 total hits in last 10 games of the year from 8/7-8/19

## 2014

- Played the entire season with rookie DSL Rojas of the Dominican Summer League
- Had only one hit in first nine games in first season of professional baseball
- Produced three multi-hit games on a six-game hit streak from 7/18-7/26
- Batted .280 with a double and a triple with five RBIs during the month of August

| YR                             | CLUB              | G          | AB          | R          | H          | 2B        | 3B        | HR        | RBI        | BB         | SO         | SB        | AVG.        |
|--------------------------------|-------------------|------------|-------------|------------|------------|-----------|-----------|-----------|------------|------------|------------|-----------|-------------|
| 14                             | DSL Rojas (F-Rk.) | 55         | 158         | 12         | 41         | 2         | 2         | 0         | 16         | 12         | 32         | 4         | .259        |
| 15                             | DSL Reds (F-Rk.)  | 62         | 228         | 40         | 62         | 10        | 8         | 1         | 29         | 25         | 34         | 8         | .272        |
| 16                             | GCL Reds (Rk.)    | 31         | 104         | 13         | 23         | 3         | 2         | 0         | 6          | 8          | 27         | 6         | .221        |
| 17                             | Billings (A-)     | 62         | 235         | 45         | 81         | 13        | 4         | 3         | 40         | 17         | 33         | 20        | .345        |
| 18                             | Dayton (A)        | 91         | 363         | 34         | 101        | 14        | 4         | 5         | 45         | 17         | 61         | 12        | .278        |
| 19                             | Daytona (A+)      | 118        | 456         | 57         | 134        | 11        | 5         | 3         | 39         | 24         | 92         | 23        | .294        |
| <b>MiLB Totals (6 seasons)</b> |                   | <b>419</b> | <b>1544</b> | <b>201</b> | <b>442</b> | <b>53</b> | <b>25</b> | <b>12</b> | <b>175</b> | <b>103</b> | <b>279</b> | <b>73</b> | <b>.286</b> |





**HEIGHT** | **WEIGHT** | **BATS** | **THROWS**  
6-2 | 247 | Right | Right

**BORN:** December 1, 1998  
**BIRTHPLACE:** Taichung, Taiwan  
**AGE:** 22  
**ACQUIRED:** Traded from the Minnesota Twins (July 31, 2019)



**CAREER HIGHS**

**IP (START):** 7.0, 5x, last – 8/31/19 (AUG vs. COL)  
**IP (RELIEF):** 4.1, 6/15/19 (CR vs. CLI)  
**RUNS ALLOWED:** 6, 6/4/19 (CR @ CLI)

**WALKS:** 3, 4x, 7/20/19 (CR @ FW)  
**STRIKEOUTS:** 11, 8/31/19 (AUG vs. COL)  
**MOST HITS ALLOWED:** 7, 8/18/18 (GCL TWI @ GCL RSX)

**AWARDS & ACCOLADES**  
Midwest League Pitcher of the Week (7/14/19)

**FUNN FACTS**

- Pronounced "kay-way tengh"
- Rated by MLB.com the No. 18 Giants prospect entering the 2021 season
- Lived with a host family while playing for the Cedar Rapids Kernels in 2019 along with his translator, Jen-Chieh Hsu (also known as "Jay")
- Throws a two-seam fastball, cutter, curveball, changeup and four-seam fastball
- Originally signed by Twins scout Cary Broder

**CAREER TRANSACTIONS**

- Signed by the Minnesota Twins as an international free agent on October 20, 2017
- Traded from the Minnesota Twins to the San Francisco Giants on July 31, 2019 along with OF Jaylin Davis and RHP Prelander Berroa in exchange for RHP Sam Dyson

**2019**

- Began season in extended spring training
- Assigned to Single-A Cedar Rapids Kernels of the Midwest League on 6/2
- Made full-season debut on 6/5 @ CLI (3.2 IP, 6 H, 6 R, 2 ER, 2 BB, 4 SO)
- Picked up first win of season on 6/10 @ PEO after striking out eight and allowing one run over 6.0 innings
- Set new career high with 10 strikeouts on 7/14 vs. LAN and

threw 6.0 scoreless innings

- Picked up win and tossed 7.0 scoreless innings on 7/27 vs. CLI with seven strikeouts in final appearance with Twins organization
- Traded to the San Francisco Giants on 7/31 at trade deadline along with OF Jaylin Davis and RHP Prelander Berroa for RHP Sam Dyson
- Assigned to Single-A Augusta GreenJackets on 8/9
- Made Giants organization debut on 8/10 @ ROM and allowed five runs (three earned) in no-decision over 4.0 innings
- Threw 7.0 scoreless innings and allowed three hits with nine strikeouts in win on 8/26 @ GVL
- Closed season setting new career high with 11 strikeouts over 7.0 innings and allowed two runs in win on 8/31 vs. COL
- Went 3-0 with a 0.72 ERA (2 ER/25.0 IP) in final four starts from 8/15-8/31 with 35 strikeouts and five walks, holding opposing batters to a .153 average

**2018**

- Spent entire season with rookie-level GCL Twins
- Made professional debut on 6/20 vs. GCL Orioles and allowed one run over 5.0 innings (3 H, 1 BB, 6 SO) to earn first professional win
- Made first relief appearance of professional career on 7/13 @ GCL Red Sox (2.2 IP, 3 H, 2 R/ER, 2 BB, 3 SO)
- Pitched season-high 5.2 innings on 8/9 @ GCL Rays and set new career high with nine strikeouts, allowing two runs
- Closed season with 4.0 scoreless, two-hit innings on 8/25 vs. GCL Red Sox

| YR | CLUB                           | W-L         | ERA         | G         | GS        | CG       | SHO      | SV       | IP           | H         | R         | ER        | HR       | BB        | SO         |
|----|--------------------------------|-------------|-------------|-----------|-----------|----------|----------|----------|--------------|-----------|-----------|-----------|----------|-----------|------------|
| 18 | GCL Twins (Rk.)                | 3-3         | 3.59        | 10        | 9         | 0        | 0        | 0        | 42.2         | 36        | 17        | 17        | 0        | 15        | 47         |
| 19 | Cedar Rapids (A)               | 4-0         | 1.60        | 9         | 8         | 0        | 0        | 0        | 50.2         | 40        | 16        | 9         | 1        | 14        | 49         |
|    | Augusta (A)                    | 3-0         | 1.55        | 5         | 5         | 0        | 0        | 0        | 29.0         | 16        | 8         | 5         | 0        | 7         | 39         |
|    | 2019 Totals (A)                | 7-0         | 1.58        | 14        | 13        | 0        | 0        | 0        | 79.2         | 56        | 24        | 14        | 1        | 21        | 88         |
|    | <b>MiLB Totals (2 seasons)</b> | <b>10-3</b> | <b>2.28</b> | <b>24</b> | <b>22</b> | <b>0</b> | <b>0</b> | <b>0</b> | <b>122.1</b> | <b>92</b> | <b>41</b> | <b>31</b> | <b>1</b> | <b>36</b> | <b>135</b> |



Eric Surkamp

**10+ WIN SEASONS / 100+ STRIKEOUT SEASONS**

| 10+ WIN SEASONS       |       | 100+ STRIKEOUT SEASONS   |       |
|-----------------------|-------|--------------------------|-------|
| PLAYER (YEAR)         | TOTAL | PLAYER (YEAR)            | TOTAL |
| Jack Snodgrass (2013) | 12    | Eric Surkamp (2011)      | 165   |
| Mike Kickham (2012)   | 11    | Mike Kickham (2012)      | 137   |
| David Mixon (2010)    | 11    | Chris Heston (2012)      | 135   |
| Jack Snodgrass (2014) | 11    | Tyler Seede (2016)       | 135   |
| Craig Westcott (2012) | 11    | Ryan Verdugo (2011)      | 133   |
| Edwin Quirarte (2014) | 11    | Justin Fitzgerald (2012) | 130   |
| Eric Surkamp (2011)   | 10    | Chris Gloor (2013)       | 121   |
| Joe Biagini (2015)    | 10    | Alfred Gutierrez (2019)  | 120   |
| Kelvin Marte (2015)   | 10    | David Mixon (2010)       | 112   |
|                       |       | Justin Fitzgerald (2011) | 111   |
|                       |       | Kyle Crick (2014)        | 111   |
|                       |       | Garrett Williams (2019)  | 108   |
|                       |       | Caleb Baragar (2019)     | 107   |
|                       |       | Matt Gage (2016)         | 106   |
|                       |       | Cory Taylor (2017)       | 100   |



# MITCHELL TOLMAN | INFELDER



|                       |                      |                     |                        |
|-----------------------|----------------------|---------------------|------------------------|
| <b>HEIGHT</b><br>5-10 | <b>WEIGHT</b><br>195 | <b>BATS</b><br>Left | <b>THROWS</b><br>Right |
|-----------------------|----------------------|---------------------|------------------------|

**BORN:** June 8, 1994  
**BIRTHPLACE:** Irvine, Calif.  
**AGE:** 26 (Turns 27 on June 8)  
**ACQUIRED:** 2020 Rule 5 Draft (Pittsburgh Pirates)  
**SCHOOL:** University of Oregon



## CAREER HIGHS

**HITS:** 5, 6/29/17 (BRD vs. DUN)  
**RUNS:** 4, 3x, last – 5/4/17 (BRD vs. STL)  
**HOME RUNS:** 2, 3x, last – 8/21/19 (IND @ TOL)

**RBI:** 5, 5/23/17 (BRD vs. STL)  
**STOLEN BASES:** 2, 4x, last – 6/26/19 (ALT @ RIC)  
**HITTING STREAK:** 12 games, 7/1/17-7/14/17

## AWARDS & ACCOLADES

South Atlantic League Player of the Week (7/3/16)

## FUNNY FACTS

- Mitchell Ross Tolman
- Graduated from El Toro (Calif.) High School in 2012, where he was a two-time letter-winner in baseball
- Made a diving catch that was televised on ESPN's SportsCenter during his junior year at Oregon

## CAREER TRANSACTIONS

- Selected by the Pittsburgh Pirates in the seventh round (217th overall) of the 2015 MLB Draft out of the University of Oregon
- Released by the Pittsburgh Pirates on June 9, 2020
- Signed by the New York Mets as a minor league free agent on November 4, 2020
- Selected by the San Francisco Giants in the third round of the minor league phase of the 2020 Rule 5 Draft from the New York Mets on December 10, 2020

## 2019

- Spent most of the season with Double-A Altoona
- Reached base safely 15 times (seven hits, eight walks) in six-game stretch from 6/24-6/29
- Hit .306 with 10 RBIs and went 7-for-8 in stolen base attempts in 26 games in June
- Hit .279 (17-for-61) with 15 walks for a .429 on-base percentage and scored 14 runs on a season-best 17-game on-base streak from 6/24-7/15, the longest on-base streak by a Curve hitter in 2019
- Reached base in 33 of 37 games from 6/19-7/31 and batted .270 (37-for-137) with nine extra-base hits, 29 runs (led E.L.), 24 walks (second in E.L.) with .394 on-base percentage (fourth in E.L.)
- Took over leadoff spot on 6/19 and reached base in 39 of 50 games through 8/15, batted .246 (.45/183) and ranked third in the E.L. with 34 runs scored and fourth with 28 walks over that period
- Promoted to Triple-A Indianapolis on 8/16
- Made Triple-A debut on 8/16 vs. TOL (G2) and went 1-for-3
- Homered twice on 8/21 @ TOL (G2), the third multi-homer game of his career
- Finished the season ranked tenth in the Pirates organization with 63 runs scored

## 2018

- Served a 50-game suspension for violating the Minor League Drug Prevention and Treatment Program
- Activated on 6/2 and spent the remainder of the season with A-Adv. Bradenton
- Went 4-for-5 with a double in first game off suspension on 6/3 vs. CHA
- Hit .400 (12-for-30) over first eight games from 6/3-6/12 with three multi-hit games, one homer and two doubles
- Batting average dipped from .306 to .230 with a 1-for-25 slump at the plate over eight games between 6/27-7/6
- Hit .462 (12-for-26) between 7/8-7/16, second-highest in the Florida State League over that period
- Snapped 1-for-20 drought between 7/17-7/24 with a three-hit game on 7/25
- Reached base in 17 of last 20 games between 8/8-9/2, including a 12-game on-base streak between 8/8-8/19

## 2017

- Began season with A-Adv. Bradenton Marauders of the Florida State League
- Picked up career-high five RBIs on 5/23 vs. STL and went 3-for-4 at the plate with a triple
- Went 5-for-5 with a double and a pair of RBI on 6/29 vs. DUN, first five-hit game of career
- Hit a walk-off single for a 5-4 win on 7/8 vs. TAM

| YR | CLUB                           | G          | AB          | R          | H          | 2B        | 3B        | HR        | RBI        | BB         | SO         | SB        | AVG.        |
|----|--------------------------------|------------|-------------|------------|------------|-----------|-----------|-----------|------------|------------|------------|-----------|-------------|
| 15 | West Virginia (A-)             | 63         | 224         | 32         | 68         | 16        | 4         | 0         | 23         | 33         | 38         | 2         | .304        |
| 16 | West Virginia (A)              | 119        | 434         | 65         | 115        | 20        | 1         | 8         | 48         | 71         | 68         | 10        | .265        |
| 17 | Bradenton (A+)                 | 115        | 415         | 66         | 111        | 19        | 3         | 9         | 62         | 58         | 85         | 14        | .267        |
|    | Altoona (AA)                   | 3          | 9           | 1          | 2          | 1         | 0         | 1         | 5          | 0          | 2          | 0         | .222        |
|    | <i>2017 Totals (A+/AA)</i>     | <i>118</i> | <i>424</i>  | <i>67</i>  | <i>113</i> | <i>20</i> | <i>3</i>  | <i>10</i> | <i>67</i>  | <i>58</i>  | <i>87</i>  | <i>14</i> | <i>.267</i> |
| 18 | Bradenton (A+)                 | 68         | 240         | 28         | 60         | 16        | 1         | 2         | 17         | 37         | 77         | 7         | .250        |
| 19 | Altoona (AA)                   | 116        | 401         | 56         | 102        | 18        | 3         | 4         | 32         | 47         | 100        | 10        | .254        |
|    | Indianapolis (AAA)             | 12         | 33          | 7          | 9          | 2         | 1         | 2         | 4          | 5          | 7          | 0         | .273        |
|    | <i>2019 Totals (AA/AAA)</i>    | <i>128</i> | <i>434</i>  | <i>63</i>  | <i>111</i> | <i>20</i> | <i>4</i>  | <i>6</i>  | <i>36</i>  | <i>52</i>  | <i>107</i> | <i>10</i> | <i>.256</i> |
|    | <b>MiLB Totals (5 seasons)</b> | <b>496</b> | <b>1756</b> | <b>255</b> | <b>467</b> | <b>92</b> | <b>13</b> | <b>26</b> | <b>191</b> | <b>251</b> | <b>377</b> | <b>43</b> | <b>.266</b> |

- Slugged a pair of home runs on 8/23 @ DAY, second multi-homer game of career and finished with four RBIs
- Finished the FSL season fourth in the league in runs (66) and led second basemen in fielding percentage (.978)
- Led the Marauders in RBIs (62)
- Promoted to Double-A Altoona on 9/3
- Made his Double-A debut with the Curve in a suspended game from 9/2, appearing in the box score from that day vs. HBG
- Made his first start on 9/3 and went 1-for-3 with an RBI and a double
- Hit a walk-off, three-run homer in the bottom of the 12th inning on 9/4 vs. HBG to clinch Western Division title for Altoona in regular-season finale
- Started all six postseason games for the Curve
- Collected RBIs in Game 1 on 9/7 @ BOW and Game 2 on 9/8 @ BOW of the ELDS in addition to Game 1 of the ELCS on 8/12 @ TRN
- Hit .333 (8-for-24) during the Curve's run to the Eastern League title
- Played 17 games in the Arizona Fall League for the Glendale Desert Dogs and hit .197 with a homer and five doubles

## 2016

- Played the entire season for the Single-A West Virginia Power of the South Atlantic League
- Recorded first four-hit game of career on 4/18 vs. KAN in 16-inning contest (4-for-8, 2 2B, 2 R, RBI, BB), including a walk-off double
- Matched season high with four hits on 6/27 v. LEX (4-for-4, R, HR, 2 RBI)
- Reached base safely in 28 consecutive games from 5/19-6/24, the second-longest on-base streak in the South Atlantic League that season, a streak that matched Robbie Grossman's 2009 record set with the Power
- Had first multi-homer game of career on 6/30 vs. COL
- Named South Atlantic League Player of the Week for 6/27-7/3 and hit .500 (9-for18) and four home runs to lead the circuit over that period
- Had a four-hit, four-run game on 8/16 @ LEX
- Finished second in the league in walks (71)

## 2015

- Spent the entire season with the short-season West Virginia Black Bears
- Made his professional debut on 6/19 vs. MV
- Collected first professional hits on 6/21 vs. MV (G1) with a 2-for-4 performance that included a double
- Went 3-for-4 with two doubles and two runs scored on 8/7 v. SC
- Finished seventh among New York-Penn League hitters in batting average (.304) and fourth in on-base percentage (.407)
- Started as the lead-off hitter in all five of the Black Bears playoff games and hit .348 (8-for-23) with two doubles
- Black Bears swept the Staten Island Yankees, 2-0, to claim the New York-Penn League championship

## COLLEGE

- Played collegiate baseball at the University of Oregon
- Left as the Ducks' all-time leader in doubles (47), RBI (128), OBP (.433) and multiple-RBI games (32)
- First-team All-Pac-12 in 2015
- Named a freshman All-American by Louisville Slugger in 2013
- Played for the Conejo Oaks in the California Collegiate League after his freshman season and appeared in the CCL All-Star Game
- Played for the Orleans Firebirds in the Cape Cod Baseball League after the 2014 season and hit .272 with a home run, seven doubles and nine RBIs

ORGANIZATION

2021 FLYING SQUIRELS

HISTORY & RECORDS

DOUBLE-A NORTHEAST

GIANTS ORGANIZATION

GENERAL INFORMATION

# TRENTON TOPLIKAR | RIGHT-HANDED PITCHER



**HEIGHT** | **WEIGHT** | **BATS** | **THROWS**  
6-4 | 210 | Right | Right

**BORN:** May 21, 1996  
**BIRTHPLACE:** Santee, Calif.  
**AGE:** 24 (Turns 25 on May 21)  
**ACQUIRED:** 16th Round - 2018  
**SCHOOL:** UC Riverside



## CAREER HIGHS

**IP (START):** 7.0, 8/28/19 (AUG @ GVL)  
**IP (RELIEF):** 4, 2x, last - 7/7/19 (SJ vs. MOD)  
**RUNS ALLOWED:** 5, 2x, last - 9/2/19 (AUG vs. COL)

**WALKS:** 5, 2x, last - 7/25/19 (AUG @ COL)  
**STRIKEOUTS:** 8, 8/28/19 (AUG @ GVL)  
**MOST HITS ALLOWED:** 6, 4x, last - 8/17/19 (AUG @ GBO)

## FUNN FACTS

- Trenton Alexander Toplikar
- Pronounced "top-ih-kar"
- Attended West Hills High School in Santee, Calif., former high school of current Washington Nationals pitcher Stephen Strasburg, and the high school has a blue turf football field
- Signing Scout: Brad Cameron

## CAREER TRANSACTIONS

- Selected by the San Francisco Giants in the 16th round (466th overall) of the 2018 MLB Draft out of UC Riverside
- Signed on June 17, 2018

## 2019

- Split the season between A-Adv. San Jose of the California League and Single-A Augusta of the South Atlantic League
- Struck out a career-high 50 batters over 15 appearances
- Produced 15 strikeouts over 13.2 innings in four appearances from 4/6-4/26 with San Jose
- Held a 2.79 ERA over 19.1 innings in May
- Placed on the 7-day injured list on 5/19 and reinstated on 5/30
- Collected first save of his career after pitching 3.0 innings on 6/4 vs. MOD
- Assigned to Single-A Augusta on 7/12
- Notched three winnings decisions in first five starts for Augusta from 7/14-8/5 and held a 3.04 ERA over 26.2 innings with 18 strikeouts
- Pitched a career-high 7.0 innings with a career-high eight strikeouts on 8/28 @ GVL

## 2018

- Signed with the Giants on June 17, 2018
- Assigned to Short-Season Salem-Keizer on 6/19
- Held the best ERA (1.23) out of all relievers on the Volcanoes
- Did not give up more than one earned run all season
- Earned first winning decision of his professional career on 7/21 vs. SPO
- Struck out a season-high six batters over 3.2 innings on 8/24 @ SPO

## COLLEGE

- Attended UC Riverside for four seasons
- Compiled a 6-3 record with a 4.07 ERA with 84.0 innings with 19 walks compared to 62 strikeouts
- Threw a season-high eight strikeouts over 5.2 innings in first appearance of the 2018 season on 2/16 vs. Washington State
- Had five quality starts in 2018
- In the 2017 season, was named to the Big West All Academic Team
- Did not play during the 2016 and 2015 seasons



| YR | CLUB                    | W-L | ERA  | G  | GS | CG | SHO | SV | IP    | H   | R  | ER | HR | BB | SO  |
|----|-------------------------|-----|------|----|----|----|-----|----|-------|-----|----|----|----|----|-----|
| 18 | Salem-Keizer (A-)       | 1-2 | 1.23 | 17 | 1  | 0  | 0   | 0  | 36.2  | 28  | 8  | 5  | 0  | 10 | 25  |
| 19 | San Jose (A+)           | 3-1 | 3.98 | 15 | 8  | 0  | 0   | 2  | 54.1  | 45  | 31 | 24 | 3  | 24 | 50  |
|    | Augusta (A)             | 5-2 | 3.62 | 10 | 10 | 0  | 0   | 0  | 54.2  | 43  | 25 | 22 | 5  | 19 | 40  |
|    | 2019 Totals (A/A+)      | 8-3 | 3.80 | 25 | 18 | 0  | 0   | 2  | 109.0 | 88  | 56 | 46 | 8  | 43 | 90  |
|    | MiLB Totals (2 seasons) | 9-5 | 3.15 | 42 | 19 | 0  | 0   | 2  | 145.2 | 116 | 64 | 51 | 8  | 53 | 115 |

ORGANIZATION

2021 FLYING SQUIRRELS

HISTORY & RECORDS

DOUBLE-A NORTHEAST

GIANTS ORGANIZATION

GENERAL INFORMATION



**HEIGHT** 6-2 | **WEIGHT** 205 | **BATS** Left | **THROWS** Left

**BORN:** March 31, 1998  
**BIRTHPLACE:** Camarillo, Calif.  
**AGE:** 23  
**ACQUIRED:** 19th Round - 2017  
**SCHOOL:** Oxnard College



## CAREER HIGHS

**HITS:** 4, 4/10/19 (AUG @ GVL)  
**RUNS:** 3, 7/20/18 (AZL GIB @ AZL ATH)  
**HOME RUNS:** 2, 2x, last - 8/6/19 (AUG @ COL)

**RBI:** 4, 2x, last - 8/29/19 (AUG @ GVL)  
**STOLEN BASES:** 1, 2x, last - 7/16/18 (AZL GIB vs. AZL SD1)  
**HITTING STREAK:** 15 games, 6/19/18-7/11/18

## AWARDS & ACCOLADES

2019 MiLB.com Giants Organizational All-Star  
 South Atlantic League Player of the Week (6/2/19)

## FUNN FACTS

- Francisco Tostado
- Found out he was drafted by the Giants while listening to a live stream of the 2017 MLB Draft at his house
- Signing Scout: Charles Fick

## CAREER TRANSACTIONS

- Selected by the San Francisco Giants in the 19th round (576th overall) of the 2017 MLB Draft out of Oxnard College
- Signed on June 21, 2017

## 2019

- Spent the entire season with Single-A Augusta of the South Atlantic League
- Second in the league in RBIs (85), Fifth in home runs (18), tied for first in total bases (211), fourth in triples (6), eighth in hits (128) and ninth in runs (71)
- Ranked first across many hitting categories for Augusta including games (128), hits, runs, triples, home runs, RBIs and total bases
- Ranked third amongst Augusta players in triples
- Began the year on a five-game hit streak in which he went 8-for-21 with five runs, four RBIs and a home run including an OPS of 1.054 from 4/4-4/10
- Had a hit in nine of the last 10 games in May from 5/21-5/31 including four multi-hit games
- Collected his first career multi-home run game on 5/30 @ COL in a 3-for-4 performance with two runs and two RBIs
- Had 22 RBIs over 29 games in May
- Named the South Atlantic League Player of the Week on 6/2
- Slashed .234 / .315 / .383 in July
- Was a triple away from the cycle as he put together three hits, three RBIs, a double and a home run on 7/24 @ COL

- Had another multi-homer game (both solo home runs) on 8/6 vs. HIC
- Drove in four RBIs on 8/29 @ GVL in a 2-for-4 performance
- Last hit of the season was a two-run home run on 9/1 vs. COL
- All 18 of his home runs on the season came against right-handed pitchers
- Selected as a 2019 MiLB.com Giants Organizational All-Star

## 2018

- Spent the entire season with rookie AZL Giants Black of the Arizona League
- Led the AZL Giants Black in hits (48) and RBIs (35) in his first professional season
- Ranked second on the team in doubles (12), tied for third in home runs (3), ranked fourth in games played (43) and slugging (.415)
- Scorched in the beginning of the year with a 15-game hitting streak going 24-for-60 with 14 runs, 18 RBIs and six extra-base hits from 6/19-7/11
- Had four consecutive games with multiple hits including three three-hit games from 7/5-7/11...collected multiple RBIs in three of those four games
- Slashed .326 / .379 / .477 in July
- Went 4-for-40 with eight runs and six RBIs over his last 10 games of the season.

## 2017

- Did not play the season due to recovery from Tommy John Surgery

## COLLEGE

- Batted .333 with 11 doubles, 10 home runs and 34 RBIs over 40 games for the Condors at Oxnard College.
- Struck out 16 times in 186 plate appearances.



| YR                             | CLUB                   | G          | AB         | R          | H          | 2B        | 3B       | HR        | RBI        | BB        | SO         | SB       | AVG.        |
|--------------------------------|------------------------|------------|------------|------------|------------|-----------|----------|-----------|------------|-----------|------------|----------|-------------|
| 18                             | AZL Giants Black (Rk.) | 43         | 171        | 34         | 48         | 12        | 1        | 3         | 35         | 13        | 23         | 2        | .281        |
| 19                             | Augusta (A)            | 128        | 494        | 71         | 128        | 17        | 6        | 18        | 85         | 36        | 113        | 0        | .259        |
| <b>MiLB Totals (2 seasons)</b> |                        | <b>171</b> | <b>665</b> | <b>105</b> | <b>176</b> | <b>29</b> | <b>7</b> | <b>21</b> | <b>120</b> | <b>49</b> | <b>136</b> | <b>2</b> | <b>.265</b> |



**HEIGHT** 5-11 | **WEIGHT** 165 | **BATS** Left | **THROWS** Right

**BORN:** July 2, 1997  
**BIRTHPLACE:** Caguas, P.R.  
**AGE:** 23 (Turns 24 on July 2)  
**ACQUIRED:** Rule 5 Draft - 2019



**CAREER HIGHS**

**HITS:** 4, 2x, last - 9/7/19 (RMV vs. GJ)  
**RUNS:** 3, 2x, last - 6/30/17 (DSL COOP vs. DSL PIR)  
**HOME RUNS:** 1, 2x, last - 6/30/17 (DSL COOP vs. DSL PIR)

**RBI:** 3, 8/18/18 (HEL vs. GJ)  
**STOLEN BASES:** 2, 9/7/19 (RMV vs. GJ)  
**HITTING STREAK:** 12 games, 6/3/17-6/24/17

**FUNN FACTS**

- Has played catcher, first base, second base, third base and left field in his professional career
- Played 15 games for Gigantes de Carolina of the Puerto Rican Winter League during the 2019-20 season

**CAREER TRANSACTIONS**

- Signed by the Milwaukee Brewers as an international free agent on July 15, 2015
- Selected by the San Francisco Giants in the minor league phase of the 2019 Rule 5 Draft from the Milwaukee Brewers

**2019**

- Spent entire season with short-season Rocky Mountain Vibes
- Collected three hits in season debut on 6/15 @ ORM
- Opened season on eight-game hit streak from 6/15-6/23, during which he hit .533 (16-for-30) with four doubles and three RBIs
- Matched career high with four hits on 8/3 vs. OGD
- Hit .583 (7-for-12) over final three games of the season from 9/3-9/7
- Saw defensive time at first base, third base and left field

**2018**

- Begun season with rookie-level AZL Brewers
- Made stateside debut on 6/20 vs. AZL Reds, going 1-for-2 with an RBI and a run scored
- Promoted to advanced-rookie-level Helena Brewers on 6/25

- Hit second home run of professional career on 8/13 @ ORM, a solo shot
- Picked up career-best three RBIs on 8/18 vs. GJ
- Saw time defensively at catcher, first base and second base

**2017**

- Spent entire season with rookie-level DSL Indians/Brewers co-op team
- Began season on a career-best 12-game hitting streak from 6/3-6/24, during which he hit .362 (17-for-47) with two doubles, a triple and four RBIs
- Hit first professional home run on 6/30 vs. DSL Pirates
- Saw defensive action at first base, second base, catcher and left field

**2016**

- Spent entire season with rookie-level DSL Brewers
- Hit .320 (8-for-25) in a seven-game span from 6/27-7/5
- Saw defensive action at catcher, second base and third base

**2015**

- Spent season with rookie-level DSL Brewers
- Made professional debut on 8/12 @ DSL Marlins as the designated hitter and went 0-for-3 but walked and scored a run
- Picked up first professional hit and RBI on 8/13 vs. DSL Marlins
- Collected first multi-hit game of career, going 3-for-5 with a triple and an RBI, on 8/17 vs. DSL Pirates
- Made all six defensive appearances in left field



| YR                             | CLUB                 | G          | AB         | R          | H          | 2B        | 3B       | HR       | RBI       | BB        | SO        | SB        | AVG.        |
|--------------------------------|----------------------|------------|------------|------------|------------|-----------|----------|----------|-----------|-----------|-----------|-----------|-------------|
| 15                             | DSL Brewers (F-Rk.)  | 8          | 28         | 4          | 7          | 0         | 1        | 0        | 4         | 4         | 2         | 2         | .250        |
| 16                             | DSL Brewers (F-Rk.)  | 49         | 143        | 23         | 36         | 2         | 4        | 0        | 10        | 19        | 14        | 8         | .252        |
| 17                             | DSL CLE/MIL (F-Rk.)  | 44         | 136        | 22         | 40         | 6         | 1        | 1        | 13        | 18        | 6         | 6         | .294        |
| 18                             | AZL Brewers (Rk.)    | 2          | 4          | 3          | 2          | 0         | 0        | 0        | 2         | 2         | 1         | 0         | .500        |
|                                | Helena (A-)          | 37         | 126        | 12         | 35         | 6         | 1        | 1        | 16        | 6         | 16        | 4         | .278        |
|                                | 2018 Totals (Rk./A-) | 39         | 130        | 15         | 37         | 6         | 1        | 1        | 18        | 8         | 17        | 4         | .285        |
| 19                             | Rocky Mountain (A-)  | 67         | 233        | 37         | 66         | 13        | 2        | 0        | 27        | 30        | 30        | 21        | .283        |
| <b>MILB Totals (5 seasons)</b> |                      | <b>207</b> | <b>670</b> | <b>101</b> | <b>186</b> | <b>27</b> | <b>9</b> | <b>2</b> | <b>72</b> | <b>79</b> | <b>69</b> | <b>41</b> | <b>.278</b> |



# DAVID VILLAR | THIRD BASEMAN

ORGANIZATION

2021 FLYING SQUIRRELS

HISTORY & RECORDS

DOUBLE-A NORTHEAST

GIANTS ORGANIZATION

GENERAL INFORMATION



**HEIGHT** 6-0 | **WEIGHT** 205 | **BATS** Right | **THROWS** Right

**BORN:** January 27, 1997  
**BIRTHPLACE:** Atlanta, Ga.  
**AGE:** 24  
**ACQUIRED:** 11th Round - 2018  
**SCHOOL:** University of South Florida



## CAREER HIGHS

**HITS:** 4, 6/30/19 (SJ vs. STK)  
**RUNS:** 3, 4x, last – 8/9/19 (SJ vs. MOD)  
**HOME RUNS:** 1, 26x, last – 8/15/19 (SJ @ VIS)

**RBI:** 3, 8x, last – 8/9/19 (SJ vs. MOD)  
**STOLEN BASES:** 1, 4x, last – 7/26/19 (SK @ MOD)  
**HITTING STREAK:** 10 games, 7/24/19-8/3/19

**AWARDS & ACCOLADES**  
 2018 MiLB.com Giants Organizational All-Star

### FUNN FACTS

- David Alexander Villar
- Pronounced "vee-YAR"
- Attended American Heritage High School in Plantation, Fla., a private, collegiate preparatory school that also produced former Richmond pitcher Shaun Anderson, Carolina Panthers defensive end Brian Burns, Chicago White Sox catcher Zack Collins, Arizona Coyotes defenseman Jakob Chychrun, former Virginia Tech running back Khalil Herbert, San Diego Padres first baseman Eric Hosmer, NFL kicker Greg Joseph, former MLB player Deven Marrero, Buffalo Bills player Isaiah McKenzie, New England Patriots running back Sony Michel, former Chicago White Sox catcher Adrián Nieto and former MLB player and current Giants first-base coach Antoan Richardson
- Hit .323 with 17 homers and 95 RBIs in high school career
- 2015 Under Armour Preseason All-American and first-team all-county (Sun Sentinel & Miami Herald) in senior season
- Hit .324 with seven home runs and 29 RBIs as a senior in 2015 as the team's captain
- Also selected first-team all-county (Sun Sentinel & Miami Herald) as a junior in 2014, batting .444 with four homers and 15 RBIs
- Part of a 5A state championship team as a freshman in 2012
- Played on varsity team beginning in eighth grade
- Majored in criminology at the University of South Florida
- Returned to USF and completed his degree as a fall 2020 graduate

### CAREER TRANSACTIONS

- Selected by the San Francisco Giants in the 11th round (316th overall) of the 2018 MLB Draft out of the University of South Florida

### 2019

- Spent entire season with A-Adv. San Jose Giants
- Left game after being hit by a pitch on 4/24 vs. MOD
- Placed on the 7-day injured list on 4/26 retroactive to 4/25 with an elbow injury
- Reinstated from the 7-day injured list on 5/14
- Homered in both games of a double-header on 5/16 vs. IE, his first two home runs of the season, both two-run shots
- Hit .327 (18-for-55) in 16 May games with four homers
- Set career high with four hits, including three doubles, on 6/30 vs. STK and scored three runs with three RBIs
- Posted a .317 batting average (33-for-104) in 28 July games
- Finished the season ranked tied for ninth in the California League with 68 runs scored
- Led San Jose in runs (68), doubles (24), total bases (178) and walks (40)

### 2018

- Began season with rookie-level Arizona League Giants Black
- Made professional debut on 6/19 vs. AZL ATH and went 2-for-5

| YR | CLUB                    | G   | AB  | R   | H   | 2B | 3B | HR | RBI | BB | SO  | SB | AVG. |
|----|-------------------------|-----|-----|-----|-----|----|----|----|-----|----|-----|----|------|
| 18 | AZL Giants Black (Rk.)  | 6   | 19  | 3   | 6   | 1  | 0  | 0  | 5   | 4  | 5   | 0  | .316 |
|    | Salem-Keizer (A-)       | 56  | 226 | 36  | 63  | 22 | 0  | 13 | 42  | 16 | 67  | 0  | .279 |
|    | 2018 Totals (Rk./A-)    | 62  | 245 | 39  | 69  | 23 | 0  | 13 | 47  | 20 | 72  | 0  | .282 |
| 19 | San Jose (A+)           | 113 | 423 | 68  | 111 | 24 | 2  | 13 | 57  | 40 | 144 | 4  | .262 |
|    | MiLB Totals (2 seasons) | 175 | 668 | 107 | 180 | 47 | 2  | 26 | 104 | 60 | 216 | 4  | .269 |

- Promoted to short-season Salem-Keizer Volcanoes on 6/27
- Hit first professional home run on 6/28 vs. EUG in second Northwest League game
- Went on an eight-game hitting streak from 7/1-7/9 during which he hit .333 (11-for-33) with three homers and nine RBIs
- Homered in three consecutive games from 8/4-8/9
- Finished the season ranked tied for third in the Northwest League in home runs (13), tied for third in RBIs (42), second in slugging percentage (.549), third in OPS (.881), third in doubles (22), first in extra-base hits (35) and tied for third in total bases (124)



### COLLEGE

- Attended the University of South Florida
- Played in 55 games (54 starts) as a freshman in 2016, all at third base, and homered in collegiate debut on 2/19/16 vs. Liberty
- Played for the Danbury Westerners of the New England Collegiate Baseball League in the 2016 summer
- Hit .294 as a sophomore in 2017 and finished second in the AAC with 41 walks as team qualified for NCAA Tournament and played in Gainesville Regional
- Only USF player to start and appear in all 59 games during 2018 junior season and hit .276 with seven homers and 19 RBIs in 28 games
- Finished second in the American with a .374 batting average and ranked ninth in the country with 24 doubles, adding 12 homers, 59 RBIs and 53 runs scored, and his 36 extra-base hits were tied for the second-most in program history
- Played for the La Crosse Loggers of the Northwoods League in the 2017 summer and hit .312 with 13 homers and 49 RBIs in 58 games
- Named a Third-Team All-American by Collegiate Baseball and College Sports Madness and All-American Athletic Conference First Team in 2018 junior season
- Finished college career with 51 doubles, the ninth-most in USF history

# RAFFI VIZCAÍNO | RIGHT-HANDED PITCHER



ORGANIZATION

2021 FLYING SQUIRRELS

HISTORY & RECORDS

DOUBLE-A NORTHEAST

GIANTS ORGANIZATION

GENERAL INFORMATION



| HEIGHT | WEIGHT | BATS  | THROWS |
|--------|--------|-------|--------|
| 6-0    | 237    | Right | Right  |

**BORN:** December 2, 1995  
**BIRTHPLACE:** Sabana Grande de Palenque, Dominican Republic  
**AGE:** 25  
**ACQUIRED:** International Free Agent (February 22, 2013)



## CAREER HIGHS

**IP (START):** 7.2, 7/10/17 (AUG vs. ASH)  
**IP (RELIEF):** 5.0, 8/11/17 (AUG @ ASH)  
**RUNS ALLOWED:** 9, 7/17/17 (AUG @ ASH)

**WALKS:** 5, 6/28/18 (SK vs. STK)  
**STRIKEOUTS:** 11, 8/25/17 (AUG vs. GVL)  
**MOST HITS ALLOWED:** 12, 8/7/13 (DSL GSI vs. DSL REDS)

**AWARDS & ACCOLADES**  
 South Atlantic League Pitcher of the Week (6/11/17)

### FUNN FACTS

- Switched to primarily pitching in relief in 2019 after working as a starting pitcher in the first six seasons of his professional career
- Enters 2021 as the longest member of the Giants minor league system

### CAREER TRANSACTIONS

- Signed by the San Francisco Giants as an international free agent on February 22, 2013

### 2019

- Split season between A-Adv. San Jose Giants and Double-A Richmond Flying Squirrels
- Switched to full-time relief role
- Began season with A-Adv. San Jose and picked up a win on Opening Day with 2.1 scoreless relief innings on 4/4 @ VIS
- Picked up first save since 2016 on 4/10 @ STK, striking out four of the five batters he faced in 1.1 innings of work
- Did not allow a run in 10 of 11 appearances in the California League
- Promoted to Double-A Richmond on 5/9
- Made Double-A debut on 5/10 @ BOW and tossed 1.1 scoreless IP with two strikeouts
- Did not allow a run in first seven appearances with Richmond, striking out 13 and walking two in 9.1 innings from 5/10-5/28
- Overall scoreless streak between San Jose and Richmond from 4/24-5/28 spanned 11 appearances and 15.1 innings, allowing three hits (.063 average) with five walks and 24 strikeouts
- Posted a 18.90 ERA (7 ER/31 IP) over next three outings from 6/1-6/8
- Recovered to post a 1.27 ERA (3 ER/21.1 IP) over next 15 appearances from 6/15-8/9 with four saves
- Allowed season-high six runs (five earned) in 2.2 innings in loss on 8/20 vs. ERI, with all runs scoring in the top of the 10th inning
- Pitched 2.0 scoreless, hitless innings in final outing of the season on 8/31 vs. BOW

### 2018

- Began season with A-Adv. San Jose Giants
- Made season debut on 4/9 @ LAN with 5.0 scoreless, one-hit innings in win
- Followed with 4.0 scoreless innings in second appearance, working in relief on 4/14 vs. STK after rehab start by Jeff Samardzija
- Pitched 6.0 scoreless, two-hit innings with nine strikeouts on 5/11 vs. LAN and followed with eight strikeouts over 5.0 innings in next start on 5/16 vs. MOD
- Made final appearance of the season on 7/8 vs. RC

### 2017

- Began season in extended spring training
- Assigned to Single-A Augusta GreenJackets on 5/18

- Made first two appearances in relief before joining starting rotation on 6/10
- Made first start of season on 6/10 vs. GVL and threw six hitless innings, allowing one unearned run, with nine strikeouts
- Set career high with 7.2 innings pitched in loss on 7/10 vs. ASH and picked up loss after allowing three runs
- Allowed career-high nine runs over 4.2 innings on 7/17 @ ASH in loss
- Struck out 11 batters to set a new career high over 6.0 innings in loss on 8/25 vs. GVL and allowed three runs
- Tossed 6.0 scoreless, two-hit innings in win on 9/1 vs. CSC to close his season

### 2016

- Spent most of the season with short-season Salem-Keizer Volcanoes
- Lost four straight starts from 7/1-7/29, going 0-4 with a 7.88 ERA (14 ER/16.0 IP)
- Worked longest Northwest League start on 8/8 vs. SPO, tossing 6.0 innings and allowing four runs (three earned)
- Pitched 4.0 one-hit innings without allowing a run to earn save on 8/20 @ TRI in lone relief outing of the season and final Salem-Keizer outing
- Promoted to Single-A Augusta GreenJackets on 8/24
- Pitched then-career-high 7.0 innings in South Atlantic League debut on 8/27 @ ROM and allowed two runs with season-high eight strikeouts in lone win of 2016

### 2015

- Spent entire season with rookie-level DSL Giants
- Pitched back-to-back scoreless starts, going 5.0 innings with a season-high nine strikeouts on 6/8 @ DSL ORI2 and 5.2 innings with six strikeouts on 6/13 @ DSL YAN1
- Won six consecutive starts from 6/19-7/21, going 6-0 with a 1.69 ERA (6 ER/32.0 IP) with 27 strikeouts and five walks
- Finished the season tied for first in the DSL in wins (8) and tied for first in winning percentage (1.000)
- Pitched final four innings in relief of Melvin Adon to pick up save as DSL Giants beat DSL RGR, 6-5, to clinch Dominican Summer League championship

### 2014


- Pitched two games for the rookie-level DSL Giants
- Picked up first professional save in second outing of season on 8/20 vs. DSL SEA

### 2013

- Spent entire season with the rookie-level DSL Giants
- Made professional debut on 6/2 vs. DSL PAD and allowed six runs (two earned) over 2.1 innings in loss
- Pitched season-high 5.2 innings on 7/4 vs. DSL WSX and allowed two runs with six strikeouts
- Set new career high with 10 strikeouts over 5.0 innings on 8/1 vs. DSL ORI

| YR | CLUB                    | W-L   | ERA  | G   | GS | CG | SHO | SV | IP    | H   | R   | ER  | HR | BB  | SO  |
|----|-------------------------|-------|------|-----|----|----|-----|----|-------|-----|-----|-----|----|-----|-----|
| 13 | DSL Giants (F-Rk.)      | 0-3   | 3.8  | 11  | 11 | 0  | 0   | 0  | 47.1  | 46  | 26  | 20  | 2  | 17  | 41  |
| 14 | DSL Giants (F-Rk.)      | 0-0   | 0.00 | 2   | 0  | 0  | 0   | 1  | 2.0   | 3   | 1   | 0   | 0  | 1   | 2   |
| 15 | DSL Giants (F-Rk.)      | 8-0   | 2.50 | 14  | 14 | 0  | 0   | 0  | 72.0  | 61  | 24  | 20  | 2  | 16  | 73  |
| 16 | Salem-Keizer (A-)       | 0-4   | 4.60 | 11  | 10 | 0  | 0   | 1  | 47.0  | 56  | 27  | 24  | 5  | 23  | 43  |
|    | Augusta (A)             | 1-1   | 3.27 | 2   | 2  | 0  | 0   | 0  | 11.0  | 9   | 5   | 4   | 0  | 1   | 11  |
|    | 2016 Totals (A-/A)      | 1-5   | 4.34 | 13  | 12 | 0  | 0   | 1  | 58.0  | 65  | 32  | 28  | 5  | 24  | 54  |
| 17 | Augusta (A)             | 5-7   | 4.98 | 16  | 12 | 0  | 0   | 0  | 77.2  | 75  | 48  | 43  | 4  | 28  | 74  |
| 18 | San Jose (A+)           | 5-5   | 4.65 | 17  | 16 | 0  | 0   | 0  | 79.1  | 70  | 45  | 41  | 11 | 52  | 85  |
| 19 | San Jose (A+)           | 1-0   | 1.69 | 11  | 0  | 0  | 0   | 3  | 16.0  | 3   | 3   | 3   | 0  | 8   | 30  |
|    | Richmond (AA)           | 0-5   | 3.66 | 32  | 0  | 0  | 0   | 4  | 46.2  | 40  | 23  | 19  | 3  | 27  | 44  |
|    | 2019 Totals (A+/AA)     | 1-5   | 3.16 | 43  | 0  | 0  | 0   | 7  | 62.2  | 43  | 26  | 22  | 3  | 35  | 74  |
|    | MiLB Totals (7 seasons) | 20-25 | 3.92 | 116 | 65 | 0  | 0   | 9  | 399.0 | 363 | 202 | 174 | 27 | 173 | 403 |

# SIMON WHITEMAN | SHORTSTOP



**HEIGHT** 5-10 | **WEIGHT** 165 | **BATS** Right | **THROWS** Right

**BORN:** January 28, 1997  
**BIRTHPLACE:** Trumbull, Conn.  
**AGE:** 24  
**ACQUIRED:** 9th Round - 2019  
**SCHOOL:** Yale University



## CAREER HIGHS

**HITS:** 3, 4x, last – 8/29/19 (AUG @ GVL)  
**RUNS:** 3, 3x, last – 8/29/19 (AUG @ GVL)  
**HOME RUNS:** --

**RBI:** 3, 2x, last – 7/5/19 (SK vs. VAN)  
**STOLEN BASES:** 3, 6/18/19 (SK vs. SPO)  
**HITTING STREAK:** 7 games, 2x, last - 6/15/19-6/21/19

### FUNN FACTS

- Simon Thomas Whiteman
- Attended Fairfield Preparatory School, located on the campus of Fairfield University, which also produced former MLB catcher Matt Merullo, former MLB pitcher Mike Porzio, former Green Bay Packers tackle Bob Skoronski and actor Justin Long
- Played four years of baseball and soccer at Fairfield Prep and was a two-time captain in three years of indoor track
- Played six different positions in baseball in high school
- Named 2015 Perfect Game All-Region Honorable Mention in senior season
- Rated as the "Fastest Baserunner" in the Giants organization by *Baseball America* in 2020
- Nominee for Rhodes Scholarship in 2019 with endorsement from Yale, but did not earn a finalist interview
- Held a 3.99 GPA at Yale University, receiving one A-minus
- 39th player in Yale program history selected in the MLB Draft
- Graduated from Yale University with a degree in chemical engineering, with an interest in going into alternative energy
- During canceled 2020 season, assembled a makeshift workout set-up in his family's garage, using buckets of water and bags of mulch as weights, and set up a tee and tarp to work on hitting
- During the 2020 summer, drove from Connecticut to Kentucky to join four-team league hosted by the Lexington Legends and Florence Freedom, hitting .270 over 20 games with Florence while winning "fastest baserunner" in a skills competition during an event for fans and voted "best defensive player" on the Florence team
- Participated in Fall Instructional League with the Giants in 2020

### CAREER TRANSACTIONS

- Selected by the San Francisco Giants in the ninth round (266th overall) of the 2019 MLB Draft out of Yale University



### 2019

- Split season between short-season Salem-Keizer Volcanoes and Single-A Augusta GreenJackets
- Made professional debut on 6/14 vs. BOI with the Volcanoes as a pinch runner
- Made first professional start on 6/15 vs. BOI and went 2-for-5 with a run scored
- Scored a run in each his first five professional games and seven of his first eight
- Picked up career-best three steals on 6/18 vs. SPO
- Began professional career with a seven-game hitting streak from 6/15-6/21 during which he hit .387 (12-for-31) with three doubles and seven runs scored
- Promoted to Single-A Augusta on 7/23
- Ranked fourth in the Northwest League in OBP (.401), second in walks (25), second in runs scored (28), second in stolen bases (15) and first in times caught stealing (8) at the time of his promotion
- Made South Atlantic League debut as a pinch runner on 7/23 @ COL and scored a run
- Made first Single-A start on 7/24 @ COL and went 1-for-4
- Went on a seven-game hitting streak from 7/28-8/5 during which he hit .414 (12-for-29) with 12 singles and eight runs scored
- During his time in the South Atlantic League from 7/23-9/2, ranked tied for fourth in the circuit in walks (20), tied for seventh in runs scored (25) and second in stolen bases (16)

### COLLEGE

- Attended Yale University
- Everyday second baseman as a freshman in 2016, hitting .266 with 16 RBIs
- Played for the Danbury Westerners of the New England Collegiate Baseball League during the 2016 summer for three games
- Named Second-Team All-Ivy in 2017 sophomore season in 2017 and New England Intercollegiate Baseball Association Division 1 All-New England Team after hitting .316 in 18 Ivy League games and helped lead Bulldogs to Ivy League title
- Selected for Second-Team All-Ivy in 2018 junior season and 2018 Google Cloud Academic First-Team All-American
- Switched from second base to shortstop during junior season in 2018 and helped lead Bulldogs to second straight Ivy League title
- Played for the Valley Blue Sox of the New England Collegiate Baseball League during the 2018 summer and hit .250 in 38 games while collecting 25 stolen bases in 27 attempts
- Named team captain in 2019 senior season
- Hit career-best .337 as a senior with 34 stolen bases in 34 attempts and selected Second-Team All-Ivy for the third straight year
- Finished Yale career 71-for-81 in stolen-base attempts (88 percent)
- Went 1-for-8 in two postseason games during the South Atlantic League Playoffs

| YR | CLUB                   | G  | AB  | R  | H  | 2B | 3B | HR | RBI | BB | SO | SB | AVG. |
|----|------------------------|----|-----|----|----|----|----|----|-----|----|----|----|------|
| 19 | Salem-Keizer (A-)      | 33 | 129 | 28 | 36 | 7  | 1  | 0  | 14  | 25 | 23 | 15 | .279 |
|    | Augusta (A)            | 36 | 130 | 25 | 35 | 1  | 0  | 0  | 7   | 20 | 36 | 16 | .269 |
|    | 2019 Totals (A-/A)     | 69 | 259 | 53 | 71 | 8  | 1  | 0  | 21  | 45 | 59 | 31 | .274 |
|    | MiLB Totals (1 season) | 69 | 259 | 53 | 71 | 8  | 1  | 0  | 21  | 45 | 59 | 31 | .274 |



# RONNIE WILLIAMS | RIGHT-HANDED PITCHER



ORGANIZATION

2021 FLYING SQUIRRELS

HISTORY & RECORDS

DOUBLE-A NORTHEAST

GIANTS ORGANIZATION

GENERAL INFORMATION



**HEIGHT** | **WEIGHT** | **BATS** | **THROWS**  
6-0 | 170 | Right | Right

**BORN:** January 6, 1996  
**BIRTHPLACE:** Miami, Fla.  
**AGE:** 25  
**ACQUIRED:** 2020 Rule 5 Draft (St. Louis Cardinals)  
**SCHOOL:** American Senior (Fla.) High School



## CAREER HIGHS

**IP (START):** 8.0, 6/30/16 (SC vs. BRK)  
**IP (RELIEF):** 3.1, 5/8/17 (PEO vs. WM)  
**RUNS ALLOWED:** 8, 5/3/17 (PEO @ LAN)

**WALKS:** 6, 8/21/16 (PEO @ CLI)  
**STRIKEOUTS:** 10, 6/30/16 (SC vs. BRK)  
**MOST HITS ALLOWED:** 8, 4x, last – 5/3/17 (PEO @ LAN)

### FUNN FACTS

- Ronnie Ellis Williams
- Attended American Senior High School Hialeah, Fla.
- Helped Patriots to first state championship in school history
- Went 8-2 with a 0.97 ERA in 2014 senior season with 72 strikeouts in 65.0 innings
- Went 4-1 as a junior in 2013 with a 2.58 ERA and hit .394
- Invited to try out for USA Baseball's 18U National Team
- Had committed to play collegiate baseball as a two-way player for Florida A&M prior to signing with the Cardinals a
- His father and uncle partnered with Major League Baseball's Reviving Baseball in Inner Cities (RBI) program to bring a team to his Miami neighborhood, and he played for the RBI Marlins team from age 13-17
- Rated by *Baseball America* as the No. 171 prospect in the 2014 MLB Draft
- Touched 97 mph with his fastball during his senior high school year
- One of six consecutive pitchers selected by the Cardinals to open the 2014 MLB Draft
- Worked out at a private gym and a warehouse during canceled 2020 season

### CAREER TRANSACTIONS

- Selected by the St. Louis Cardinals in the second round (68th overall) of the 2014 MLB Draft out of American Senior (Fla.) High School
- Selected by the San Francisco Giants in the second round of the minor league phase of the 2020 Rule 5 Draft from the St. Louis Cardinals

### 2019

- Split season between A-Adv. Palm Beach Cardinals and Double-A Springfield
- Began season in the Florida State League and did not allow a run in seven of his ten appearances, holding a 2.89 ERA (3 ER/9.1 IP) at time of promotion
- Promoted to Double-A Springfield on 5/6
- Pitched six scoreless outings in seven appearances, posting a 2.70 ERA (2 ER/6.2 IP) while mostly working in the seventh and eighth innings
- Assigned to A-Adv. Palm Beach on 5/29
- Had a 4.20 ERA (7 ER/15.0 IP) in nine outings in return to Florida State League
- Promoted to Double-A Springfield on 7/3 for remainder of season
- Held a 4.91 ERA (14 ER/25.2 IP) in 17 outings to close the year

### 2018

- Began season with A-Adv. Palm Beach Cardinals
- Posted four straight scoreless outings to open season, spanning 10.1 innings, from 4/6-4/15
- Promoted to Double-A Springfield on 4/24
- Pitched 21 scoreless innings in Double-A debut on 4/26 vs. NWA, allowing one hit
- Surrendered five runs in 1.0 inning in loss on 4/29
- Placed on the 7-day DL on 4/30
- Missed remainder of season with an elbow injury and underwent ligament repair surgery during the offseason in stead of Tommy John surgery

### 2017

- Rated by *Baseball America* as the No. 28 prospect prior to the season
- Spent entire season with Single-A Peoria
- Allowed career-high eight runs in loss on 5/3 @ LAN
- Went 1-2 with a 9.64 ERA (25 ER/23.1 IP) in first six appearances, all as a starter
- Switched to relief role with outing on 5/12
- Went 3-4 with a 5.90 ERA (38 ER/58.0 IP) as a reliever on the season

### 2016

- Split season between short-season State College Spikes and Single-A Peoria Chiefs
- Rated by *Baseball America* as the No. 25 prospect prior to the season
- Allowed five runs in season debut on 6/20 vs. HVL in loss
- Set career highs in innings pitched (8.0) and strikeouts (10) in win on 6/30 vs. BRK while allowing three runs
- Following his first start, went 4-1 with a 1.96 ERA (9 ER/41.1 IP) in final six starts in the New York-Penn League from 6/25-7/23, a span in which he ranked fourth in the league in ERA, tied for first in wins, tied for fourth in strikeouts (29), tied for first in games started (6), first in innings pitched (41.1), second in BAA (.190), third in WHIP (0.87) and third in winning percentage (1.800)
- Promoted to Single-A Peoria on 7/31
- Picked up win in Midwest League debut on 8/3 vs. QC after striking out seven and allowing one run in 6.2 innings

### 2015

- Spent entire season with rookie-level Johnson City Cardinals
- Picked up first professional win on 7/8 vs. GRN after allowing one run over 5.2 innings with then-career-high seven strikeouts
- Rated by *Baseball America* as the No. 16 prospect prior to the season
- Went 2-0 with a 0.84 ERA (2 ER/21.1 IP) over four starts from 7/21-8/9
- Finished the season ranked 10th in the Appalachian League in ERA (3.70), tied for fourth in games started (12), tied for fourth in BAA (.223), seventh in WHIP (1.25) and tied for ninth in winning percentage (.500)

### 2014

- Spent entire season with rookie-level GCL Cardinals
- Made professional debut on 6/24 @ GCL Nationals and allowed four runs over 3.0 innings and charged with loss in start
- Followed with 3.0 scoreless innings of work in his second appearance on 7/1 vs. GCL Marlins
- Picked up first professional save on 7/12 vs. GCL Marlins after throwing 2.1 innings and allowing one run
- Threw 4.0 scoreless innings with season-high six strikeouts on 8/5 @ GCL Nationals
- Closed season with 5.0 scoreless innings, allowing three hits, on 8/26 vs. GCL Mets

| YR | CLUB                    | W-L   | ERA   | G   | GS | CG | SHO | SV | IP    | H   | R   | ER  | HR | BB  | SO  |
|----|-------------------------|-------|-------|-----|----|----|-----|----|-------|-----|-----|-----|----|-----|-----|
| 14 | GCL Cardinals (Rk.)     | 0-5   | 4.71  | 10  | 8  | 0  | 0   | 1  | 36.1  | 39  | 22  | 19  | 1  | 9   | 30  |
| 15 | Johnson City (Rk.-Adv.) | 3-3   | 3.70  | 12  | 12 | 0  | 0   | 0  | 56.0  | 45  | 31  | 23  | 5  | 25  | 43  |
| 16 | State College (A-)      | 4-2   | 2.72  | 7   | 7  | 0  | 0   | 0  | 46.1  | 37  | 17  | 14  | 1  | 7   | 33  |
|    | Peoria (A)              | 1-3   | 4.29  | 6   | 6  | 0  | 0   | 0  | 35.2  | 31  | 19  | 17  | 7  | 17  | 36  |
|    | 2016 Totals (A-/A)      | 5-5   | 3.40  | 13  | 13 | 0  | 0   | 0  | 82.0  | 68  | 36  | 31  | 8  | 24  | 69  |
| 17 | Peoria (A)              | 4-6   | 6.94  | 36  | 7  | 0  | 0   | 1  | 83.0  | 91  | 65  | 64  | 12 | 46  | 95  |
| 18 | Palm Beach (A+)         | 0-0   | 0.73  | 6   | 1  | 0  | 0   | 0  | 12.1  | 6   | 1   | 1   | 0  | 6   | 13  |
|    | Springfield (AA)        | 1-1   | 13.50 | 2   | 0  | 0  | 0   | 0  | 3.1   | 4   | 5   | 5   | 2  | 2   | 2   |
|    | 2018 Totals (A+/AA)     | 1-1   | 3.45  | 8   | 1  | 0  | 0   | 0  | 15.2  | 10  | 6   | 6   | 2  | 8   | 15  |
| 19 | Palm Beach (A+)         | 3-2   | 3.70  | 19  | 0  | 0  | 0   | 1  | 24.1  | 24  | 11  | 10  | 3  | 8   | 22  |
|    | Springfield (AA)        | 2-3   | 4.24  | 25  | 0  | 0  | 0   | 1  | 34.0  | 32  | 16  | 16  | 6  | 21  | 36  |
|    | 2019 Totals (A+/AA)     | 5-5   | 4.01  | 44  | 0  | 0  | 0   | 2  | 58.1  | 56  | 27  | 26  | 9  | 29  | 58  |
|    | MiLB Totals (6 seasons) | 18-25 | 4.59  | 123 | 41 | 0  | 0   | 4  | 331.1 | 309 | 187 | 169 | 37 | 141 | 310 |

# WILL WILSON | INFILDER



**HEIGHT** 5-10 | **WEIGHT** 188 | **BATS** Right | **THROWS** Right

**BORN:** July 21, 1998  
**BIRTHPLACE:** Kings Mountain, N.C.  
**AGE:** 22 (Turns 23 on July 22)  
**ACQUIRED:** Traded from the Los Angeles Angels (Dec. 10, 2019)  
**SCHOOL:** NC State



## CAREER HIGHS

**HITS:** 3, 2x, last – 7/18/19 (ORM vs. GJ)  
**RUNS:** 2, 3x, last – 8/19/19 (ORM @ GJ)  
**HOME RUNS:** 1, 5x, last – 8/4/19 (ORM vs. GJ)

**RBI:** 4, 6/29/19 (ORM @ RMV)  
**STOLEN BASES:** –  
**HITTING STREAK:** 9 games, 7/12/19-7/22/19

## FUNN FACTS

- Will Bradley Wilson
- Grew up in Kings Mountain, N.C., a small-town west of Charlotte, a town that received its name from the nearby 1780 Battle of Kings Mountain, during the American Revolutionary War
- Attended Kings Mountain High School, batted .535 with 14 home runs in his senior season
- Played for the U.S. Collegiate National Team in summer of 2018
- Tabbed as the No. 10 prospect in the Giants system according to *Baseball America* entering 2021 and No. 12 prospect in the Giants system according to MLB.com
- Participated in the Giants Alternate Site during the 2020 season
- Participated in the Giants Fall Instructional League
- Joins three college teammates from North Carolina State in the Giants farm system; Patrick Bailey (1st round 2020 by SF) and Nick Swiney (2nd round 2020)
- Giants' non-roster spring training invitation in 2021

## CAREER TRANSACTIONS

- Selected by the Los Angeles Angels in the first round (15th overall) of the 2019 MLB Draft out of North Carolina State
- Signed on June 11, 2019
- Traded from the Los Angeles Angels to the San Francisco Giants along with infielder Zack Cozart in exchange for PT-BNL (LHP Garrett Williams) on December 10, 2019

## 2019

- Played the entire season with rookie-level Orem Owlz in the Pioneer League
- Blasted first career home run (two-run homer) in a four-RBI game on 6/29 @RMV
- Went on a seven-game hitting streak from 6/29-7/8, during

- which he collected nine total hits, two of them for doubles and three home runs
- Posted a nine-game hitting streak from 7/12-7/22 with eight multi-hit games
- Slashed .318 / .354 / .505 with 11 runs, 9 RBIs, seven doubles, two triples and three home runs in July
- Went 5-for-18 with five runs in last five games of the season
- Four of his five home runs came off of pitchers younger than him
- Hit .300 (30-for-100) and drew 10 of his 14 total walks during away games

## COLLEGE

- Played three seasons at North Carolina State
- Voted a Consensus All-American in his junior season (2019)
- Tabbed as the ACC Defensive Player of the Year in 2019, the first ever in NC State history
- Named First Team All-ACC in 2019 and was a Brooks Wallace Award Finalist given to collegiate baseball's top short-stop
- Led the Wolfpack with a .335 batting average, 20 doubles, 16 home runs and a .661 slugging percentage...ranked him in the top 15 of the ACC in those statistics
- Led NC State with 16 multi-RBI games and second on the team in 23 multi-hit performances
- Tied for 8th in program history in career doubles (58) and homers (39) and ninth in total bases (407)
- Named Collegiate Baseball Second Team All-American in his sophomore season (2018)
- Named NCBWA Third Team All-American (2018) and All-ACC First Team (2018)
- One of two Wolfpack players to start all 61 games during his freshman season (2017)
- Led all ACC freshman with 48 RBIs on the year



| YR                            | CLUB       | G         | AB         | R         | H         | 2B        | 3B       | HR       | RBI       | BB        | SO        | SB       | AVG.        |
|-------------------------------|------------|-----------|------------|-----------|-----------|-----------|----------|----------|-----------|-----------|-----------|----------|-------------|
| 19                            | Orem (Rk.) | 46        | 189        | 23        | 52        | 10        | 3        | 5        | 18        | 14        | 47        | 0        | .275        |
| <b>MiLB Totals (1 season)</b> |            | <b>46</b> | <b>189</b> | <b>23</b> | <b>52</b> | <b>10</b> | <b>3</b> | <b>5</b> | <b>18</b> | <b>14</b> | <b>47</b> | <b>0</b> | <b>.275</b> |

# JAKE WONG | RIGHT-HANDED PITCHER



ORGANIZATION

2021 FLYING SQUIRRELS

HISTORY & RECORDS

DOUBLE-A NORTHEAST

GIANTS ORGANIZATION

GENERAL INFORMATION



**HEIGHT** | **WEIGHT** | **BATS** | **THROWS**  
6-2 | 215 | Right | Right

**BORN:** September 3, 1996  
**BIRTHPLACE:** Chandler, Ariz.  
**AGE:** 24 (Turns 25 on September 3)  
**ACQUIRED:** 3rd Round - 2018  
**SCHOOL:** Grand Canyon University



## CAREER HIGHS

**IP (START):** 6.0, 7x, last – 6/1/19 (SJ @ LE)  
**IP (RELIEF):** --  
**RUNS ALLOWED:** 5, 7/22/19 (SJ vs. LAN)

**WALKS:** 4, 2x, last – 7/11/19 (SK @ RC)  
**STRIKEOUTS:** 7, 2x, last – 8/9/19 (SJ vs. MOD)  
**MOST HITS ALLOWED:** 9, 2x, last – 7/22/19 (SJ vs. LAN)

**AWARDS & ACCOLADES**  
South Atlantic League Pitcher of the Week (5/5/19)

### FUNN FACTS


- Jacob Ryne Wong
- Highest selection in the MLB Draft out of Grand Canyon University since Tim Salmon was picked in the third round (80th overall) by the Giants in 1989
- Majored in Sports Management
- Attended Hamilton High School in Chandler, Ariz., which also produced Dodgers outfielder Cody Bellinger, former MLB player Eric Farris, NFL player Cole Luke, Blue Jays 2012 first-round draft pick Mitch Nay, former NFL player Gerrell Robinson, NFL player Terrell Suggs, former NFL player Kerry Taylor and NFL player Christian Westerman
- Posted a 2.86 ERA as a high school senior in 2015 and a 2.17 ERA as a junior in 2014
- Helped Hamilton to a state title as a junior in 2014
- Named by Perfect Game as a top-15 right-handed pitcher in Arizona and a top-50 overall player in 2015
- Father, Pete, played soccer at Kent State from 1985-1987 and worked in the front offices of the Phoenix Suns and Arizona Diamondbacks
- Sister, Jessica, played soccer at Grand Canyon University
- Touched 97 mph while working in relief in the Cape Cod League in 2017
- Rated by *Baseball America* as the No. 96 prospect in the 2018 MLB Draft
- Entered the 2020 season rated by *Baseball America* as the No. 20 Giants prospect

### CAREER TRANSACTIONS

- Selected by the San Francisco Giants in the third round (80th overall) of the 2018 MLB Draft out of Grand Canyon University

### 2019

- Split season between Single-A Augusta GreenJackets and A-Adv. San Jose Giants
- Entered the season rated by *Baseball America* as the No. 10 Giants prospect
- Began season in starting rotation with Augusta
- Picked up first professional win on 4/18 vs. CSC, allowing one run over then-career-high 5.0 innings
- Worked back-to-back 6.0 innings hitless starts without allowing a run on 4/30 vs. LEX and 5/5 vs. HAG
- Matched a then-career-high six strikeouts in 6.0 innings in final start for Augusta on 5/16 vs. COL
- Promoted to A-Adv. San Jose on 5/20
- Made California League debut on 5/22 @ MOD and hit with loss after allowing four runs over 4.0 innings
- Won next two starts on 5/27 vs. LAN and 6/1 @ LE, working six innings in both outings, matching a career high
- Set new career high with seven strikeouts on 7/17 vs. RC
- Picked up a win in final start of the year on 8/9 vs. MOD, his first since 6/1, matching a career high with seven strikeouts
- Placed on the 7-day injured list on 8/14 and missed remainder of the season



### 2018

- Spent entire season with short-season Salem-Keizer Volcanoes
- Made professional debut on 7/4 vs. HLL and tossed 2.0 hitless innings, allowing one run
- Posted a 0.86 ERA (2 ER/21.0 IP) in final seven starts from 7/25-9/1, pitching a season-high matching 3.0 innings in each of those outings
- Rated by *Baseball America* as the No. 11 prospect in the Northwest League following the season

### COLLEGE

- Attended Grand Canyon University in Phoenix, Ariz.
- Made 47 collegiate appearances, including 35 starts, going 16-9 with a 3.59 ERA for his career in three seasons
- Went 2-3 with a 4.28 ERA as a freshman in 2016, mostly working as a reliever
- Played for the Corvallis Knights of the West Coast League in the 2016 summer and went 3-2 with a 3.35 ERA in 12 outings, including five starts
- Moved to Friday starter role as a sophomore in 2017 and went 5-3 with a 4.00 ERA, twice earning WAC Pitcher of the Week honors
- Played for the Orleans Firebirds of the Cape Code League in the 2017 summer, going 1-1 with a 2.66 ERA in 16 outings
- Selected Second-Team All-WAC as a junior in 2018, finishing third in the WAC in ERA (2.81) and tied for third in wins (9)
- Finished GCU career ranked second in career ERA (3.59), fourth in wins (16), fourth in innings pitched (223.0) and third in strikeouts (168) since the school transitioned to Division I

| YR | CLUB                           | W-L        | ERA         | G         | GS        | CG       | SHO      | SV       | IP           | H          | R         | ER        | HR       | BB        | SO         |
|----|--------------------------------|------------|-------------|-----------|-----------|----------|----------|----------|--------------|------------|-----------|-----------|----------|-----------|------------|
| 18 | Salem-Keizer (A-)              | 0-2        | 2.30        | 11        | 11        | 0        | 0        | 0        | 27.1         | 28         | 8         | 7         | 1        | 6         | 27         |
| 19 | Augusta (A)                    | 2-1        | 1.99        | 8         | 8         | 0        | 0        | 0        | 40.2         | 26         | 11        | 9         | 2        | 11        | 34         |
|    | San Jose (A+)                  | 3-2        | 4.98        | 15        | 15        | 0        | 0        | 0        | 72.1         | 76         | 45        | 40        | 6        | 24        | 67         |
|    | <b>2019 Totals (A/A+)</b>      | <b>5-3</b> | <b>3.90</b> | <b>23</b> | <b>23</b> | <b>0</b> | <b>0</b> | <b>0</b> | <b>113.0</b> | <b>102</b> | <b>56</b> | <b>49</b> | <b>8</b> | <b>35</b> | <b>101</b> |
|    | <b>MiLB Totals (2 seasons)</b> | <b>5-5</b> | <b>3.59</b> | <b>34</b> | <b>34</b> | <b>0</b> | <b>0</b> | <b>0</b> | <b>140.1</b> | <b>130</b> | <b>64</b> | <b>56</b> | <b>9</b> | <b>41</b> | <b>128</b> |

# LOGAN WYATT | INFILDER

ORGANIZATION

2021 FLYING SQUIRRELS

HISTORY & RECORDS

DOUBLE-A NORTHEAST

GIANTS ORGANIZATION

GENERAL INFORMATION



**HEIGHT** | **WEIGHT** | **BATS** | **THROWS**  
6-3 | 221 | Left | Right

**BORN:** November 15, 1997  
**BIRTHPLACE:** Louisville, Ky.  
**AGE:** 23  
**ACQUIRED:** 2nd Round (2019)  
**SCHOOL:** Louisville



## CAREER HIGHS

**HITS:** 3, 7/13/19 (AZL GIB vs. AZL ASGR)  
**RUNS:** 3, 7/13/19 (AZL GIB vs. AZL ASGR)  
**HOME RUNS:** 1, 3x, last – 8/14/19 (AUG vs. GVL)

**RBI:** 4, 7/12/19 (AZL GIB @ AZL ASGO)  
**STOLEN BASES:** –  
**HITTING STREAK:** 6 games, 8/25/19-8/31/19

## FUNN FACTS

- Logan Thomas Wyatt
- Grew up in Louisville, known for the Kentucky Derby and the birthplace of legendary boxer Muhammad Ali
- Fellow Louisville teammate Tyler Fitzgerald was selected by the Giants in the fourth round of the 2019 MLB Draft
- Part of a Louisville Cardinals squad that went to the College World Series in 2019 and 2017
- Attended his first University of Louisville baseball game at 10 years old
- Tabbed as the No. 15 Giants prospect by *Baseball America* and the No. 17 Giants prospect by MLB.com entering 2021
- Signing Scout: Todd Coryell

- Compiled five multi-hit games out of 11 played in July
- Blasted first professional home run on 8/8 vs. HIL
- Had back-to-back games with a home run on 8/8 and 8/9
- Promoted to Single-A Augusta on 8/12
- Had an on-base percentage of .591 through first five games with Augusta from 8/12-8/16
- Carried a six-game hit streak from 8/25 – 8/31 going 8-for-22 with a run, a double and four RBIs
- All three of his home runs were at home
- Drew 16 walks in 23 games in August
- In 44 total games played, walked 26 times compared to 29 strikeouts over 183 plate appearances

## CAREER TRANSACTIONS

- Selected by the San Francisco Giants in the second round (51st overall) of the 2019 MLB Draft out of University of Louisville
- Signed on June 30, 2019

## 2019

- Spent time with three different levels within the Giants organization
- Signed on 6/30 and assigned to rookie AZL Giants Black of the Arizona League
- Went on a five-game hitting streak from 7/2-7/14 going 9-for-16 with seven runs and nine RBIs
- Tacked on a career-high four RBIs on 7/12 @ AZL ASGO
- Promoted to Short-Season Salem-Keizer on 7/17

## COLLEGE


- Played three seasons at University of Louisville
- Named to 2019 All-ACC Second Team
- Tied a school record with 69 walks during his junior season (2019)
- Honored as the ACC Player of the Week and NCBWA and Perfect Game National Player of the Week for the week of 4/15-4/21 after going 11-for-20 (.550) with three doubles, three home runs and 12 RBIs in four games.
- Part of a Louisville squad that went to the College World Series
- Selected to 2018 Collegiate Baseball Newspaper All-America Third Team in his sophomore season
- Launched two home runs and accumulated a career best seven RBIs in opening round win over Kent State in NCAA Regional in 2017



| YR | CLUB                   | G  | AB  | R  | H  | 2B | 3B | HR | RBI | BB | SO | SB | AVG. |
|----|------------------------|----|-----|----|----|----|----|----|-----|----|----|----|------|
| 19 | AZL Giants Black (Rk.) | 7  | 24  | 7  | 9  | 1  | 0  | 0  | 9   | 4  | 6  | 0  | .375 |
|    | Salem-Keizer (A-)      | 18 | 67  | 10 | 19 | 2  | 0  | 2  | 12  | 10 | 9  | 0  | .284 |
|    | Augusta (A)            | 19 | 60  | 9  | 14 | 3  | 0  | 1  | 9   | 12 | 14 | 0  | .233 |
|    | 2019 Totals (Rk./A-/A) | 44 | 151 | 26 | 42 | 6  | 0  | 3  | 30  | 26 | 29 | 0  | .278 |
|    | MiLB Totals (1 season) | 44 | 151 | 26 | 42 | 6  | 0  | 3  | 30  | 26 | 29 | 0  | .278 |



# HISTORY & RECORDS





# THROUGH THE YEARS

## YEAR-BY-YEAR RECORDS

| YEAR            | RECORD         | PCT         | PLACE      | GB          | 1ST HALF    | 2ND HALF    | MANAGER              |
|-----------------|----------------|-------------|------------|-------------|-------------|-------------|----------------------|
| 2010            | 68-73          | .482        | 5th        | 13.5        | --          | --          | Andy Skeels          |
| 2011            | <b>76-66</b>   | <b>.535</b> | <b>2nd</b> | <b>4.0</b>  | --          | --          | <b>Dave Machemer</b> |
| 2012            | 70-71          | .496        | 4th        | 12.0        | --          | --          | Dave Machemer        |
| 2013            | 70-72          | .493        | 4th        | 7.0         | --          | --          | Dave Machemer        |
| 2014            | <b>79-63</b>   | <b>.556</b> | <b>1st</b> | <b>+6.0</b> | --          | --          | <b>Russ Morman</b>   |
| 2015            | 72-68          | .514        | T-3rd      | 6.0         | --          | --          | Jose Alguacil        |
| 2016            | 62-79          | .440        | T-4th      | 15.0        | --          | --          | Miguel Ojeda         |
| 2017            | 63-77          | .450        | 5th        | 11.0        | --          | --          | Kyle Haines          |
| 2018            | 62-76          | .449        | 6th        | 16.0        | --          | --          | Willie Harris        |
| 2019            | 55-84          | .396        | 6th        | 22.5        | 23-44 (6th) | 32-40 (5th) | Willie Harris        |
| <b>ALL-TIME</b> | <b>677-729</b> | <b>.482</b> |            |             |             |             |                      |

Bold indicates years Richmond made the E.L. Playoffs

## ALL-TIME REGULAR-SEASON RECORDS VS. OPPONENTS

| TEAM       | HOME         | AWAY         | OVERALL        | TEAM          | HOME         | AWAY         | OVERALL      |
|------------|--------------|--------------|----------------|---------------|--------------|--------------|--------------|
| Akron      | 28-27 (.509) | 26-33 (.441) | 54-60 (.474)   | Hartford      | 16-11 (.593) | 11-15 (.423) | 27-26 (.509) |
| Altoona    | 49-44 (.527) | 40-67 (.374) | 89-111 (.445)  | New Britain** | 21-21 (.500) | 17-22 (.436) | 38-43 (.469) |
| Binghamton | 16-23 (.410) | 18-16 (.529) | 34-39 (.466)   | New Hamp.     | 14-15 (.483) | 20-10 (.667) | 34-25 (.576) |
| Bowie      | 66-59 (.528) | 46-60 (.434) | 112-119 (.485) | Portland      | 15-15 (.500) | 16-14 (.533) | 31-29 (.517) |
| Erie       | 31-16 (.660) | 29-29 (.500) | 60-45 (.571)   | Reading       | 37-38 (.493) | 28-47 (.373) | 65-85 (.433) |
| Harrisburg | 46-43 (.517) | 35-44 (.443) | 81-87 (.482)   | Trenton       | 26-24 (.520) | 26-36 (.419) | 52-60 (.464) |

\* - In 2016, Richmond went 1-3 with designated Hartford home games at held The Diamond and 1-2 in designated Hartford home games held at New Hampshire's Northeast Delta Dental Stadium  
 \*\* - The New Britain Rock Cats relocated to Hartford, Conn. following the 2015 season

## ALL-TIME MONTH-BY-MONTH RECORDS

| YEAR          | APRIL          | MAY            | JUNE           | JULY           | AUGUST         | SEPTEMBER    | FINAL RECORD   |
|---------------|----------------|----------------|----------------|----------------|----------------|--------------|----------------|
| 2010          | 12-9           | 15-15          | 10-18          | 16-13          | 11-16          | 4-2          | 68-73          |
| 2011          | 10-12          | 14-15          | 17-9           | 19-12          | 13-16          | 3-2          | 76-66          |
| 2012          | 12-12          | 13-17          | 12-15          | 18-11          | 15-14          | 0-2          | 70-71          |
| 2013          | 12-13          | 17-11          | 11-17          | 13-17          | 16-13          | 1-1          | 70-72          |
| 2014          | 14-10          | 16-14          | 19-10          | 18-12          | 11-17          | 1-0          | 79-63          |
| 2015          | 3-14           | 19-11          | 17-11          | 15-15          | 13-15          | 5-2          | 72-68          |
| 2016          | 8-15           | 9-19           | 12-16          | 16-11          | 13-17          | 4-1          | 62-79          |
| 2017          | 9-12           | 10-20          | 14-14          | 13-14          | 15-15          | 2-2          | 63-77          |
| 2018          | 14-9           | 12-14          | 15-15          | 9-18           | 12-17          | 0-3          | 62-76          |
| 2019          | 9-13           | 9-19           | 12-17          | 9-18           | 14-17          | 2-0          | 55-84          |
| <b>TOTALS</b> | <b>103-119</b> | <b>134-155</b> | <b>139-142</b> | <b>146-141</b> | <b>133-157</b> | <b>22-15</b> | <b>677-729</b> |

## 10+ HOME RUN SEASONS

| PLAYER            | HR | YEAR |
|-------------------|----|------|
| Jarrett Parker    | 18 | 2013 |
| Mario Lissou      | 18 | 2014 |
| Adam Duvall       | 17 | 2013 |
| Ricky Oropesa     | 16 | 2015 |
| Roger Kieschnick  | 16 | 2011 |
| Javier Herrera    | 16 | 2013 |
| Ryder Jones       | 15 | 2016 |
| Devin Harris      | 14 | 2015 |
| Luigi Rodriguez   | 14 | 2018 |
| Devin Harris      | 13 | 2014 |
| Hunter Cole       | 13 | 2016 |
| Dylan Davis       | 13 | 2018 |
| Thomas Neal       | 12 | 2010 |
| Jarrett Parker    | 12 | 2014 |
| Slade Heathcott   | 12 | 2017 |
| Gio Brusa         | 12 | 2019 |
| Juan Perez        | 11 | 2012 |
| Jalen Miller      | 11 | 2019 |
| Charlie Culberson | 10 | 2011 |
| Johnny Monell     | 10 | 2011 |
| Ryan Cavan        | 10 | 2012 |
| Mark Miniccozzi   | 10 | 2013 |
| Angel Villalona   | 10 | 2014 |
| Jacob Heyward     | 10 | 2019 |
| Zach Houchins     | 10 | 2019 |



Jarrett Parker & Mario Lissou



## YEAR-BY-YEAR TEAM BATTING LEADERS

| YEAR | AVG. (min. 378 PA)                | HITS                           | HOME RUNS                          | RBI                           |
|------|-----------------------------------|--------------------------------|------------------------------------|-------------------------------|
| 2010 | Thomas Neal (.291)                | <b>Thomas Neal (153)</b>       | Thomas Neal (12)                   | Thomas Neal (69)              |
| 2011 | Charlie Culberson (.259)          | Charlie Culberson (143)        | Roger Kieschnick (16)              | Roger Kieschnick (65)         |
| 2012 | Juan Perez (.302)                 | Gary Brown (150)               | Juan Perez/Johnny Monell (11)      | Daniel Mayora (57)            |
| 2013 | Mark Minicozzi (.309)             | Javier Herrera (142)           | <b>Jarrett Parker (18)</b>         | Javier Herrera (74)           |
| 2014 | <b>Matt Duffy (.332)</b>          | Matt Duffy (122)               | <b>Mario Lisson (18)</b>           | <b>Mario Lisson (76)</b>      |
| 2015 | Rando Moreno (.275)               | Rando Moreno (118)             | Ricky Oropesa (17)                 | <b>Ricky Oropesa (76)</b>     |
| 2016 | Christian Arroyo (.274)           | Christian Arroyo (130)         | Ryder Jones (15)                   | Ryder Jones (67)              |
| 2017 | Brandon Bednar (.280)             | Brandon Bednar (115)           | Slade Heathcott (12)               | Dylan Davis/Miguel Gomez (38) |
| 2018 | Ryan Howard (.273)                | Ryan Howard (115)              | Luigi Rodriguez (14)               | Dylan Davis (55)              |
| 2019 | Johneshwy Fargas (.249)           | Jalen Miller (106)             | Gio Brusa (12)                     | Jalen Miller (48)             |
| YEAR | RUNS SCORED                       | DOUBLES                        | TRIPLES                            | STOLEN BASES                  |
| 2010 | Thomas Neal (69)                  | <b>Thomas Neal (40)</b>        | Darren Ford (9)                    | Darren Ford (37)              |
| 2011 | Roger Kieschnick (71)             | Charlie Culberson (34)         | <b>Juan Perez (10)</b>             | Juan Perez (22)               |
| 2012 | Gary Brown (73)                   | Gary Brown (32)                | Ehire Adrianza (5)                 | Gary Brown (33)               |
| 2013 | <b>Mark Minicozzi (74)</b>        | Javier Herrera (37)            | Jarrett Parker (5)                 | Javier Herrera (23)           |
| 2014 | Kelby Tomlinson (63)              | Devin Harris (26)              | Jarrett Parker/Kelby Tomlinson (6) | Kelby Tomlinson (49)          |
| 2015 | Rando Moreno (59)                 | Devin Harris (28)              | Hunter Cole/Myles Schroder (4)     | Kelby Tomlinson (16)          |
| 2016 | Hunter Cole/Christian Arroyo (57) | Christian Arroyo (36)          | S. Duggar/C. Shaw/T. Horan (4)     | Darren Ford (13)              |
| 2017 | Brandon Bednar (54)               | Brandon Bednar (24)            | Caleb Gindl (7)                    | Slade Heathcott (8)           |
| 2018 | Luigi Rodriguez (54)              | Ryan Howard (32)               | Luigi Rodriguez/Matt Lipka (5)     | Matt Lipka (21)               |
| 2019 | J. Fargas/J. Miller (55)          | Jacob Heyward (20)             | Johneshwy Fargas (5)               | <b>Johneshwy Fargas (50)</b>  |
| YEAR | GAMES PLAYED                      | AT-BATS                        | WALKS                              | STRIKEOUTS                    |
| 2010 | Thomas Neal (136)                 | Thomas Neal (525)              | Thomas Neal (46)                   | Darren Ford (106)             |
| 2011 | <b>Charlie Culberson (137)</b>    | <b>Charlie Culberson (553)</b> | Johnny Monell (48)                 | Charlie Culberson (129)       |
| 2012 | <b>Daniel Mayora (137)</b>        | Gary Brown (538)               | Daniel Mayora (43)                 | Ehire Adrianza (90)           |
| 2013 | <b>Joe Panik (137)</b>            | Joe Panik (522)                | Mark Minicozzi (62)                | <b>Jarrett Parker (161)</b>   |
| 2014 | Kelby Tomlinson (126)             | Kelby Tomlinson (433)          | Skyler Stromsroe (58)              | Devin Harris (121)            |
| 2015 | Ricky Oropesa (131)               | Ricky Oropesa (453)            | Mitch Delfino (41)                 | Ricky Oropesa (128)           |
| 2016 | Hunter Cole/Ryder Jones (126)     | Christian Arroyo (474)         | Steve Lerud (38)                   | Hunter Cole (115)             |
| 2017 | Brandon Bednar (117)              | Brandon Bednar (411)           | Jerry Sands (38)                   | Dylan Davis (92)              |
| 2018 | Dylan Davis (125)                 | Dylan Davis (430)              | Matt Lipka (40)                    | Luigi Rodriguez (119)         |
| 2019 | Jalen Miller (135)                | Jalen Miller (491)             | <b>Jacob Heyward (80)</b>          | Jacob Heyward (147)           |

## YEAR-BY-YEAR TEAM PITCHING LEADERS

| YEAR | ERA (min. 112 IP)            | WINS                              | LOSSES                           | SAVES                             |
|------|------------------------------|-----------------------------------|----------------------------------|-----------------------------------|
| 2010 | Daryl Maday (3.47)           | David Mixon (11)                  | Clayton Tanner (9)               | <b>Rafael Cova (23)</b>           |
| 2011 | <b>Eric Surkamp (2.02)</b>   | Eric Surkamp (10)                 | Clayton Tanner/Daryl Maday (10)  | Heath Hembree (17)                |
| 2012 | Chris Heston (2.24)          | Mike Kickham/Craig Westcott (11)  | Mike Kickham/Craig Westcott (10) | Brett Bochy (14)                  |
| 2013 | Jack Snodgrass (3.70)        | <b>Jack Snodgrass (12)</b>        | <b>Craig Westcott (12)</b>       | Daryl Maday (13)                  |
| 2014 | Ty Blach (3.13)              | Edwin Quiarte/Jack Snodgrass (11) | Adalberto Mejia (9)              | Derek Law (13)                    |
| 2015 | Joe Biagini (2.42)           | Joe Biagini/Kelvin Marte (10)     | Tyler Beede (8)                  | Josh Osich (19)                   |
| 2016 | Tyler Mizenko (2.81)         | Matt Gage (9)                     | Kyle Crick (11)                  | Tyler Rogers (10)                 |
| 2017 | Cory Taylor (4.30)           | Tyler Cyr/Dan Slania (5)          | Cory Taylor/Sam Coonrod (11)     | Tyler Cyr (18)                    |
| 2018 | N/A                          | Cory Taylor (8)                   | Garret Williams (9)              | Caleb Simpson (10)                |
| 2019 | Caleb Baragar (3.45)         | Alfred Gutierrez (9)              | Brandon Lawson (9)               | Melvin Adon (14)                  |
| YEAR | GAMES                        | INNINGS PITCHED                   | STRIKEOUTS                       | WALKS                             |
| 2010 | R. Cova/R. Ray/A. Sisco (48) | David Mixon (156.2)               | David Mixon (112)                | Clayton Tanner (64)               |
| 2011 | David Quinowski (40)         | Justin Fitzgerald (146.1)         | <b>Eric Surkamp (165)</b>        | Ryan Verdugo (63)                 |
| 2012 | Jake Dunning (44)            | <b>Craig Westcott (165.0)</b>     | Mike Kickham (137)               | <b>Mike Kickham (75)</b>          |
| 2013 | <b>Phil McCormick (58)</b>   | Chris Gloor (156.1)               | Chris Gloor (121)                | Craig Westcott/Taylor Rogers (56) |
| 2014 | Edwin Quiarte (51)           | Ty Blach (141.0)                  | Kyle Crick (111)                 | Kyle Crick (61)                   |
| 2015 | <b>Phil McCormick (58)</b>   | Joe Biagini (130.1)               | Matthew Lujan (88)               | Kyle Crick (66)                   |
| 2016 | Tyler Mizenko (51)           | Tyler Beede (147.1)               | Tyler Beede (135)                | Kyle Crick (67)                   |
| 2017 | Tyler Cyr (47)               | Cory Taylor (127.2)               | Cory Taylor (100)                | Cory Taylor (58)                  |
| 2018 | Dan Slania (47)              | Jake McCasland (106.1)            | Shaun Anderson (93)              | Garrett Williams (61)             |
| 2019 | Tyler Cyr (37)               | Brandon Lawson (129.0)            | Alfred Gutierrez (120)           | Garrett Williams (61)             |

BOLD - Franchise record

## LEAGUE LEADERS (PITCHING)

|      |                       |                             |        |
|------|-----------------------|-----------------------------|--------|
| 2010 | Saves .....           | Rafael Cova .....           | 23     |
| 2011 | ERA .....             | Eric Surkamp .....          | 2.02   |
|      | WHIP .....            | Eric Surkamp .....          | 1.08   |
|      | Winning % .....       | Eric Surkamp .....          | .714   |
| 2012 | ERA .....             | Chris Heston .....          | 2.24   |
|      | Innings Pitched ..... | Craig Westcott .....        | 165.0  |
|      | WHIP .....            | Chris Heston .....          | 1.10   |
|      | Wild Pitches .....    | Justin Fitzgerald .....     | 18     |
| 2014 | Appearances .....     | Edwin Quiarte .....         | 51     |
|      | Holds .....           | Edwin Quiarte .....         | 13     |
| 2015 | Appearances .....     | Phil McCormick .....        | 58     |
|      | Walks .....           | Kyle Crick .....            | 66     |
|      | Holds .....           | J. Casilla/S. Johnson ..... | 15 (t) |
| 2016 | ERA .....             | Tyler Beede .....           | 2.81   |
|      | Wild Pitches .....    | Tyler Beede .....           | 14     |
| 2018 | Wild Pitches .....    | Jordan Johnson .....        | 14 (t) |
|      | Balks .....           | Jordan Johnson .....        | 3 (t)  |
| 2019 | Games Started ...     | Alfred Gutierrez .....      | 26 (t) |
|      | Holds .....           | Sam Moll .....              | 13     |

## LEAGUE LEADERS (BATTING)

|      |                      |                        |         |
|------|----------------------|------------------------|---------|
| 2010 | Caught Stealing .... | Darren Ford .....      | 15      |
| 2011 | Triples .....        | Juan Perez .....       | 10      |
| 2012 | Sac Flies .....      | Daniel Mayora .....    | 11 (t)  |
|      | HBP .....            | Gary Brown .....       | 19      |
|      | Caught Stealing .... | Gary Brown .....       | 18      |
|      | GIDP .....           | Daniel Mayora .....    | 24      |
| 2013 | Average .....        | Mark Minicozzi .....   | .309    |
|      | Doubles .....        | Javier Herrera .....   | 37      |
| 2014 | Average .....        | Mat Duffy .....        | .332    |
|      | Stolen Bases .....   | Kelby Tomlinson .....  | 49      |
| 2015 | Sacrifice Hits ..... | Rando Moreno .....     | 21      |
| 2019 | Games .....          | Jalen Miller .....     | 135 (t) |
|      | Walks .....          | Jacob Heyward .....    | 80      |
|      | Stolen Bases .....   | Johneshwy Fargas ..... | 50      |
|      | Caught Stealing ..   | Johneshwy Fargas ..... | 23      |

| PLAYER                | AVG         | G          | AB          | R          | H           | 2B         | 3B        | HR        | RBI        | BB         | SO          | SB        | CS        |
|-----------------------|-------------|------------|-------------|------------|-------------|------------|-----------|-----------|------------|------------|-------------|-----------|-----------|
| Ambort, Michael       | .220        | 47         | 159         | 18         | 35          | 7          | 1         | 3         | 14         | 9          | 34          | 0         | 1         |
| Belt, Brandon         | .337        | 46         | 175         | 26         | 59          | 11         | 6         | 9         | 40         | 22         | 34          | 2         | 1         |
| Bond, Brock           | .261        | 12         | 46          | 8          | 12          | 3          | 1         | 0         | 4          | 3          | 10          | 0         | 0         |
| Boyer, Brad           | .232        | 48         | 155         | 24         | 36          | 6          | 2         | 2         | 23         | 25         | 34          | 3         | 2         |
| Ciriaco, Juan         | .263        | 48         | 133         | 14         | 35          | 8          | 3         | 2         | 13         | 8          | 24          | 2         | 0         |
| Crawford, Brandon     | .241        | 79         | 291         | 43         | 70          | 12         | 3         | 7         | 22         | 39         | 77          | 4         | 1         |
| D'Alessio, Andy       | .277        | 19         | 65          | 9          | 18          | 5          | 1         | 2         | 10         | 8          | 15          | 0         | 0         |
| Ford, Darren          | .251        | 113        | 463         | 64         | 116         | 20         | 9         | 5         | 40         | 39         | 106         | 37        | 15        |
| Gillaspie, Conor      | .287        | 132        | 491         | 57         | 141         | 25         | 8         | 8         | 67         | 37         | 67          | 0         | 4         |
| Graham, Tyler         | .125        | 2          | 8           | 0          | 1           | 0          | 0         | 0         | 0          | 0          | 4           | 1         | 0         |
| Kieschnick, Roger     | .251        | 60         | 223         | 21         | 56          | 8          | 3         | 4         | 23         | 18         | 55          | 2         | 3         |
| Klimas, Matt          | .333        | 2          | 3           | 0          | 1           | 0          | 0         | 0         | 1          | 1          | 1           | 0         | 0         |
| LaTorre, Tyler        | .204        | 81         | 255         | 27         | 52          | 13         | 1         | 2         | 20         | 36         | 76          | 0         | 3         |
| Lormand, Ryan         | .225        | 77         | 253         | 25         | 57          | 14         | 2         | 0         | 24         | 13         | 60          | 5         | 2         |
| Lowenstein, Aaron     | .130        | 8          | 23          | 2          | 3           | 1          | 0         | 0         | 2          | 1          | 5           | 0         | 0         |
| Martinez-Esteve, Eddy | .000        | 6          | 12          | 0          | 0           | 0          | 0         | 0         | 0          | 2          | 4           | 0         | 0         |
| Neal, Thomas          | .291        | 136        | 525         | 69         | 153         | 40         | 1         | 12        | 69         | 46         | 94          | 11        | 5         |
| Noonan, Nick          | .237        | 101        | 372         | 43         | 88          | 12         | 2         | 3         | 26         | 22         | 74          | 7         | 3         |
| Rojas, Nestor         | .313        | 5          | 16          | 0          | 5           | 0          | 0         | 0         | 0          | 0          | 1           | 0         | 0         |
| Schoop, Sharlon       | .273        | 52         | 183         | 19         | 50          | 9          | 0         | 2         | 25         | 13         | 34          | 1         | 1         |
| Stromsmoe, Skyler     | .239        | 47         | 142         | 11         | 34          | 3          | 1         | 2         | 7          | 7          | 34          | 6         | 0         |
| Timpner, Clay         | .290        | 123        | 417         | 40         | 121         | 18         | 2         | 4         | 51         | 35         | 63          | 6         | 4         |
| Williams, Jackson     | .192        | 60         | 193         | 17         | 37          | 9          | 1         | 2         | 16         | 29         | 54          | 0         | 1         |
| Zambrano, Eliezer     | .278        | 5          | 18          | 1          | 5           | 2          | 0         | 0         | 1          | 0          | 3           | 0         | 0         |
| <b>TOTALS</b>         | <b>.253</b> | <b>141</b> | <b>4764</b> | <b>547</b> | <b>1207</b> | <b>230</b> | <b>47</b> | <b>71</b> | <b>513</b> | <b>423</b> | <b>1035</b> | <b>87</b> | <b>46</b> |

| PITCHER           | W-L          | ERA         | G          | GS         | CG       | SHO       | SV        | IP            | H           | R          | ER         | HR        | BB         | SO         |
|-------------------|--------------|-------------|------------|------------|----------|-----------|-----------|---------------|-------------|------------|------------|-----------|------------|------------|
| Clark, Craig      | 2-3          | 4.01        | 9          | 9          | 0        | 0         | 0         | 42.2          | 42          | 25         | 19         | 4         | 21         | 23         |
| Cova, Rafael      | 0-6          | 2.35        | 48         | 0          | 0        | 0         | 23        | 57.1          | 31          | 18         | 15         | 3         | 36         | 68         |
| LaTorre, Tyler    | 0-0          | 0.00        | 1          | 0          | 0        | 0         | 0         | 2.0           | 2           | 0          | 0          | 0         | 0          | 1          |
| Lively, Mitch     | 2-4          | 3.90        | 23         | 0          | 0        | 0         | 3         | 32.1          | 32          | 17         | 14         | 1         | 18         | 25         |
| MacDonald, Mike   | 5-8          | 3.90        | 27         | 23         | 1        | 1         | 0         | 134.0         | 155         | 63         | 58         | 10        | 31         | 78         |
| Maday, Daryl      | 9-8          | 3.47        | 25         | 18         | 0        | 0         | 1         | 114.0         | 121         | 48         | 44         | 7         | 33         | 70         |
| Main, Michael     | 0-3          | 13.83       | 5          | 4          | 0        | 0         | 0         | 13.2          | 21          | 26         | 21         | 3         | 14         | 7          |
| Martin, Adrian    | 1-0          | 0.73        | 8          | 0          | 0        | 0         | 0         | 12.1          | 12          | 1          | 1          | 0         | 2          | 12         |
| Mixon, David      | 11-7         | 3.50        | 27         | 25         | 1        | 1         | 0         | 156.2         | 149         | 65         | 61         | 12        | 38         | 112        |
| Pena, Tony        | 3-2          | 2.53        | 29         | 0          | 0        | 0         | 6         | 46.1          | 38          | 13         | 13         | 2         | 15         | 41         |
| Quinowski, David  | 2-0          | 2.84        | 12         | 0          | 0        | 0         | 1         | 12.2          | 10          | 5          | 4          | 1         | 5          | 14         |
| Ray, Ronnie       | 2-3          | 3.49        | 48         | 5          | 0        | 0         | 4         | 80.0          | 74          | 34         | 31         | 4         | 18         | 69         |
| Rodriguez, Wilmin | 0-1          | 3.51        | 17         | 0          | 0        | 0         | 0         | 25.2          | 24          | 13         | 10         | 1         | 14         | 12         |
| Romero, Felix     | 5-3          | 3.34        | 26         | 14         | 0        | 0         | 0         | 99.2          | 99          | 40         | 37         | 7         | 20         | 73         |
| Sisco, Andrew     | 4-4          | 4.32        | 48         | 0          | 0        | 0         | 1         | 66.2          | 56          | 33         | 32         | 4         | 36         | 75         |
| Stevens, Jake     | 4-4          | 2.80        | 46         | 3          | 0        | 0         | 2         | 64.1          | 56          | 24         | 20         | 5         | 27         | 45         |
| Stromsmoe, Skyler | 0-0          | 5.40        | 2          | 0          | 0        | 0         | 0         | 1.2           | 2           | 1          | 1          | 1         | 1          | 0          |
| Tanner, Clayton   | 9-9          | 3.68        | 27         | 27         | 0        | 0         | 0         | 149.0         | 150         | 78         | 61         | 10        | 64         | 79         |
| Turpen, Daniel    | 5-5          | 4.09        | 37         | 0          | 0        | 0         | 1         | 50.2          | 55          | 24         | 23         | 4         | 19         | 42         |
| Westcott, Craig   | 3-3          | 5.13        | 13         | 13         | 0        | 0         | 0         | 66.2          | 76          | 42         | 38         | 9         | 28         | 48         |
| Whitaker, Craig   | 1-0          | 4.97        | 19         | 0          | 0        | 0         | 1         | 25.1          | 22          | 16         | 14         | 4         | 16         | 21         |
| <b>TOTALS</b>     | <b>68-73</b> | <b>3.71</b> | <b>141</b> | <b>141</b> | <b>2</b> | <b>11</b> | <b>43</b> | <b>1253.2</b> | <b>1227</b> | <b>586</b> | <b>517</b> | <b>92</b> | <b>456</b> | <b>915</b> |







| PLAYER              | AVG          | G           | AB          | R          | H           | 2B         | 3B          | HR            | RBI         | BB         | SO          | SB         | CS         |             |
|---------------------|--------------|-------------|-------------|------------|-------------|------------|-------------|---------------|-------------|------------|-------------|------------|------------|-------------|
| Biery, Drew         | .219         | 10          | 32          | 1          | 7           | 1          | 0.0         | 0             | 4           | 1          | 10          | 0          | 0          |             |
| Christian, Justin   | .256         | 73          | 273         | 46         | 70          | 12         | 2.0         | 4             | 32          | 23         | 31          | 18         | 2          |             |
| Culbertson, Charlie | .259         | 137         | 553         | 69         | 143         | 34         | 2.0         | 10            | 56          | 22         | 129         | 14         | 4          |             |
| Dominguez, Chris    | .244         | 78          | 295         | 35         | 72          | 22         | 2.0         | 7             | 45          | 9          | 78          | 1          | 5          |             |
| Fairley, Wendell    | .265         | 34          | 98          | 11         | 26          | 3          | 2.0         | 0             | 7           | 8          | 27          | 2          | 2          |             |
| Flores, Jose        | .201         | 55          | 189         | 20         | 38          | 1          | 3.0         | 3             | 19          | 14         | 30          | 5          | 1          |             |
| Ford, Darren        | .279         | 23          | 86          | 11         | 24          | 3          | 0.0         | 0             | 2           | 9          | 24          | 6          | 3          |             |
| Hodges, Wes         | .279         | 74          | 265         | 30         | 74          | 15         | 1.0         | 8             | 34          | 14         | 67          | 0          | 1          |             |
| Kieschnick, Roger   | .255         | 126         | 459         | 71         | 117         | 22         | 5.0         | 16            | 65          | 34         | 121         | 13         | 7          |             |
| Koshansky, Joe      | .198         | 34          | 126         | 11         | 25          | 8          | 0.0         | 3             | 12          | 17         | 43          | 2          | 0          |             |
| Lollis, Ryan        | .222         | 3           | 9           | 1          | 2           | 0          | 0.0         | 0             | 1           | 0          | 1           | 0          | 0          |             |
| Lormand, Ryan       | .190         | 29          | 84          | 9          | 16          | 5          | 0.0         | 0             | 10          | 11         | 17          | 2          | 2          |             |
| Lowenstein, Aaron   | .204         | 36          | 93          | 5          | 19          | 1          | 0.0         | 0             | 5           | 6          | 28          | 0          | 1          |             |
| McBryde, Mike       | .255         | 30          | 102         | 14         | 26          | 4          | 1.0         | 1             | 12          | 6          | 29          | 4          | 0          |             |
| Monell, Johnny      | .249         | 119         | 386         | 46         | 96          | 24         | 1.0         | 10            | 49          | 48         | 93          | 0          | 3          |             |
| Noonan, Nick        | .212         | 71          | 260         | 28         | 55          | 11         | 0.0         | 3             | 25          | 33         | 60          | 2          | 2          |             |
| Peguero, Francisco  | .309         | 71          | 285         | 34         | 88          | 12         | 6.0         | 5             | 37          | 5          | 45          | 8          | 1          |             |
| Perez, Juan         | .256         | 131         | 457         | 58         | 117         | 25         | 10.0        | 4             | 40          | 28         | 95          | 22         | 6          |             |
| Schoop, Sharlon     | .218         | 80          | 206         | 25         | 45          | 8          | 0.0         | 4             | 21          | 20         | 39          | 3          | 2          |             |
| Stromsmoe, Skyler   | .277         | 83          | 195         | 30         | 54          | 6          | 1.0         | 2             | 20          | 28         | 39          | 3          | 6          |             |
| Weeks, Joel         | .179         | 19          | 39          | 2          | 7           | 1          | 0.0         | 0             | 2           | 3          | 9           | 0          | 1          |             |
| Williams, Jackson   | .208         | 18          | 53          | 8          | 11          | 2          | 0.0         | 3             | 9           | 5          | 9           | 0          | 0          |             |
| Zambrano, Eliezer   | .217         | 8           | 23          | 4          | 5           | 2          | 0.0         | 0             | 3           | 1          | 5           | 0          | 0          |             |
| <b>TOTALS</b>       | <b>.247</b>  | <b>142</b>  | <b>4682</b> | <b>574</b> | <b>1155</b> | <b>225</b> | <b>36.0</b> | <b>83</b>     | <b>519</b>  | <b>348</b> | <b>1068</b> | <b>105</b> | <b>49</b>  |             |
| PITCHER             | W-L          | ERA         | G           | GS         | CG          | SHO        | SV          | IP            | H           | R          | ER          | HR         | BB         | SO          |
| Bowlin, Drew        | 0-0          | 2.84        | 3           | 0          | 0           | 0          | 0           | 6.1           | 4           | 2          | 2           | 1          | 4          | 4           |
| Correa, Hector      | 4-1          | 3.20        | 23          | 0          | 0           | 0          | 1           | 39.1          | 33          | 14         | 14          | 3          | 12         | 32          |
| Dowdy, Justin       | 4-0          | 0.82        | 12          | 0          | 0           | 0          | 1           | 22.0          | 9           | 3          | 2           | 1          | 10         | 21          |
| Fitzgerald, Justin  | 9-9          | 3.51        | 27          | 27         | 0           | 0          | 0           | 146.1         | 147         | 65         | 57          | 7          | 55         | 111         |
| Fleet, Austin       | 0-0          | 2.77        | 4           | 0          | 0           | 0          | 1           | 13.0          | 11          | 4          | 4           | 0          | 2          | 6           |
| Hembree, Heath      | 1-1          | 2.83        | 28          | 0          | 0           | 0          | 17          | 28.2          | 20          | 11         | 9           | 1          | 13         | 34          |
| Hinshaw, Alex       | 2-0          | 3.60        | 32          | 0          | 0           | 0          | 1           | 35.0          | 24          | 15         | 14          | 1          | 28         | 47          |
| Lively, Mitch       | 0-4          | 3.68        | 18          | 0          | 0           | 0          | 1           | 22.0          | 23          | 12         | 9           | 0          | 9          | 19          |
| Lofgren, Chuck      | 3-2          | 4.02        | 9           | 9          | 0           | 0          | 0           | 47.0          | 43          | 23         | 21          | 5          | 25         | 36          |
| Maday, Daryl        | 4-10         | 4.47        | 25          | 19         | 0           | 0          | 1           | 116.2         | 124         | 61         | 58          | 14         | 39         | 92          |
| Matos, Osiris       | 3-4          | 2.84        | 22          | 0          | 0           | 0          | 0           | 38.0          | 33          | 14         | 12          | 2          | 6          | 27          |
| Mixon, David        | 0-0          | 3.60        | 3           | 2          | 0           | 0          | 0           | 10.0          | 9           | 6          | 4           | 3          | 2          | 4           |
| Otero, Dan          | 2-1          | 1.42        | 23          | 0          | 0           | 0          | 1           | 38.0          | 34          | 8          | 6           | 0          | 4          | 40          |
| Quinowski, David    | 4-3          | 3.64        | 40          | 1          | 0           | 0          | 0           | 54.1          | 49          | 27         | 22          | 4          | 19         | 39          |
| Quirarte, Edwin     | 1-2          | 5.44        | 35          | 0          | 0           | 0          | 0           | 46.1          | 61          | 36         | 28          | 3          | 20         | 38          |
| Ray, Ronnie         | 2-1          | 0.95        | 15          | 0          | 0           | 0          | 0           | 28.1          | 20          | 5          | 3           | 1          | 5          | 29          |
| Rodriguez, Wilmin   | 4-3          | 3.77        | 33          | 3          | 0           | 0          | 0           | 57.1          | 64          | 31         | 24          | 4          | 23         | 38          |
| Schumer, Justin     | 1-0          | 1.29        | 5           | 2          | 0           | 0          | 0           | 14.0          | 11          | 3          | 2           | 0          | 10         | 4           |
| Sosa, Henry         | 5-2          | 2.68        | 8           | 6          | 0           | 0          | 0           | 40.1          | 41          | 13         | 12          | 1          | 8          | 36          |
| Stevenson, Jason    | 1-0          | 1.29        | 1           | 1          | 1           | 0          | 0           | 7.0           | 8           | 1          | 1           | 0          | 2          | 7           |
| Stoffel, Jason      | 1-2          | 3.98        | 32          | 0          | 0           | 0          | 13          | 31.2          | 34          | 16         | 14          | 1          | 16         | 31          |
| Stromsmoe, Skyler   | 0-0          | 6.75        | 4           | 0          | 0           | 0          | 0           | 4.0           | 3           | 3          | 3           | 0          | 4          | 1           |
| Surkamp, Eric       | 10-4         | 2.02        | 23          | 22         | 1           | 0          | 0           | 142.1         | 110         | 37         | 32          | 5          | 44         | 165         |
| Tanner, Clayton     | 6-10         | 4.29        | 22          | 22         | 1           | 0          | 0           | 119.2         | 120         | 71         | 57          | 13         | 35         | 90          |
| Verdugo, Ryan       | 8-6          | 4.35        | 25          | 25         | 0           | 0          | 0           | 130.1         | 115         | 68         | 63          | 14         | 63         | 133         |
| Vessella, Tom       | 1-1          | 5.54        | 4           | 3          | 0           | 0          | 0           | 13.0          | 10          | 8          | 8           | 1          | 9          | 12          |
| <b>TOTALS</b>       | <b>76-66</b> | <b>3.46</b> | <b>142</b>  | <b>142</b> | <b>3</b>    | <b>9</b>   | <b>37</b>   | <b>1251.0</b> | <b>1160</b> | <b>557</b> | <b>481</b>  | <b>85</b>  | <b>467</b> | <b>1096</b> |



ORGANIZATION

2021 FLYING SQUIRRELS

HISTORY & RECORDS

DOUBLE-A NORTHEAST

GIANTS ORGANIZATION

GENERAL INFORMATION

| PLAYER             | AVG          | G           | AB          | R          | H           | 2B         | 3B        | HR            | RBI         | BB         | SO         | SB         | CS         |            |
|--------------------|--------------|-------------|-------------|------------|-------------|------------|-----------|---------------|-------------|------------|------------|------------|------------|------------|
| Adrianza, Ehire    | .220         | 127         | 451         | 52         | 99          | 22         | 5         | 3             | 32          | 41         | 90         | 16         | 4          |            |
| Anders, Luke       | .202         | 30          | 89          | 3          | 18          | 4          | 0         | 2             | 9           | 3          | 23         | 0          | 0          |            |
| Brown, Gary        | .279         | 134         | 538         | 73         | 150         | 32         | 2         | 7             | 42          | 40         | 87         | 33         | 18         |            |
| Cavan, Ryan        | .228         | 129         | 426         | 44         | 97          | 13         | 2         | 10            | 40          | 32         | 89         | 3          | 3          |            |
| Ciriaco, Juan      | .204         | 33          | 93          | 7          | 19          | 1          | 1         | 1             | 11          | 7          | 12         | 4          | 1          |            |
| Dominguez, Chris   | .223         | 49          | 188         | 17         | 42          | 9          | 0         | 2             | 19          | 7          | 50         | 3          | 0          |            |
| Eshleman, John     | .000         | 3           | 0           | 1          | 0           | 0          | 0         | 0             | 0           | 2          | 0          | 0          | 0          |            |
| Fairley, Wendell   | .220         | 47          | 109         | 6          | 24          | 5          | 0         | 0             | 9           | 13         | 33         | 1          | 1          |            |
| Flores, Jose       | .231         | 26          | 52          | 7          | 12          | 2          | 0         | 0             | 2           | 4          | 7          | 2          | 0          |            |
| Hodges, Wes        | .266         | 41          | 139         | 14         | 37          | 10         | 1         | 3             | 15          | 5          | 26         | 1          | 0          |            |
| Joseph, Tommy      | .260         | 80          | 304         | 32         | 79          | 16         | 0         | 8             | 38          | 25         | 64         | 0          | 3          |            |
| Joseph, Tommy      | .257         | 108         | 404         | 44         | 104         | 24         | 0         | 11            | 48          | 34         | 96         | 0          | 4          |            |
| Liles, Nick        | .259         | 90          | 259         | 28         | 67          | 5          | 2         | 0             | 20          | 23         | 42         | 6          | 4          |            |
| Mayora, Daniel     | .281         | 137         | 495         | 48         | 139         | 25         | 1         | 4             | 57          | 43         | 78         | 14         | 9          |            |
| Minicozzi, Mark    | .284         | 81          | 282         | 35         | 80          | 19         | 0         | 8             | 45          | 32         | 64         | 1          | 2          |            |
| Mitchell, Russell  | .207         | 47          | 140         | 21         | 29          | 10         | 0         | 2             | 12          | 25         | 41         | 0          | 2          |            |
| Monell, Johnny     | .257         | 108         | 323         | 39         | 83          | 27         | 1         | 11            | 50          | 41         | 84         | 2          | 2          |            |
| Perez, Juan        | .302         | 126         | 483         | 65         | 146         | 26         | 4         | 11            | 53          | 22         | 85         | 18         | 15         |            |
| Weeks, Joel        | .233         | 58          | 146         | 14         | 34          | 4          | 0         | 2             | 19          | 16         | 34         | 0          | 1          |            |
| Zambrano, Eliezer  | .238         | 13          | 21          | 2          | 5           | 0          | 0         | 0             | 3           | 4          | 6          | 0          | 0          |            |
| <b>TOTALS</b>      | <b>.255</b>  | <b>141</b>  | <b>4675</b> | <b>519</b> | <b>1191</b> | <b>233</b> | <b>19</b> | <b>76</b>     | <b>491</b>  | <b>393</b> | <b>957</b> | <b>104</b> | <b>65</b>  |            |
| PITCHER            | W-L          | ERA         | G           | GS         | CG          | SHO        | SV        | IP            | H           | R          | ER         | HR         | BB         | SO         |
| Bochy, Brett       | 7-3          | 2.53        | 41          | 0          | 0           | 0          | 14        | 53.1          | 29          | 15         | 15         | 3          | 18         | 69         |
| Dunning, Jake      | 5-2          | 4.10        | 44          | 0          | 0           | 0          | 0         | 68.0          | 74          | 36         | 31         | 2          | 22         | 53         |
| Dunnington, Jacob  | 0-0          | 1.76        | 13          | 0          | 0           | 0          | 0         | 15.1          | 12          | 3          | 3          | 0          | 8          | 18         |
| Fitzgerald, Justin | 7-8          | 3.22        | 28          | 28         | 0           | 0          | 0         | 164.2         | 134         | 68         | 59         | 8          | 60         | 130        |
| Fleet, Austin      | 2-3          | 3.83        | 41          | 0          | 0           | 0          | 4         | 56.1          | 72          | 26         | 24         | 0          | 21         | 54         |
| Flores, Jose       | 0-0          | 13.50       | 1           | 0          | 0           | 0          | 0         | 0.2           | 1           | 1          | 1          | 1          | 0          | 0          |
| Gloor, Chris       | 4-5          | 2.81        | 32          | 13         | 1           | 0          | 0         | 105.2         | 99          | 36         | 33         | 7          | 29         | 74         |
| Heston, Chris      | 9-8          | 2.24        | 25          | 25         | 1           | 0          | 0         | 148.2         | 124         | 43         | 37         | 2          | 40         | 135        |
| Kickham, Michael   | 11-10        | 3.05        | 28          | 27         | 1           | 1          | 0         | 150.2         | 119         | 57         | 51         | 8          | 75         | 137        |
| Maday, Daryl       | 3-6          | 3.11        | 43          | 3          | 0           | 0          | 13        | 84.0          | 81          | 36         | 29         | 7          | 16         | 73         |
| Quirarte, Edwin    | 3-1          | 3.18        | 39          | 0          | 0           | 0          | 2         | 45.1          | 41          | 23         | 16         | 1          | 14         | 24         |
| Reichard, Andy     | 1-3          | 5.65        | 12          | 7          | 0           | 0          | 0         | 36.2          | 41          | 24         | 23         | 7          | 14         | 20         |
| Ronick, Ari        | 1-2          | 7.93        | 35          | 1          | 0           | 0          | 1         | 36.1          | 45          | 35         | 32         | 5          | 21         | 23         |
| Stevenson, Jason   | 1-5          | 5.81        | 9           | 9          | 0           | 0          | 0         | 48.0          | 56          | 34         | 31         | 4          | 15         | 30         |
| Vessella, Tom      | 3-4          | 4.10        | 42          | 0          | 0           | 0          | 2         | 52.2          | 48          | 28         | 24         | 2          | 28         | 45         |
| Weeks, Joel        | 0-0          | 0.00        | 1           | 0          | 0           | 0          | 0         | 1.0           | 2           | 0          | 0          | 0          | 1          | 1          |
| Westcott, Craig    | 11-10        | 4.09        | 28          | 28         | 1           | 0          | 0         | 165.0         | 181         | 85         | 75         | 6          | 57         | 68         |
| Wilson, Chris      | 2-1          | 2.66        | 12          | 0          | 0           | 0          | 0         | 20.1          | 15          | 6          | 6          | 1          | 11         | 13         |
| <b>TOTALS</b>      | <b>70-71</b> | <b>3.51</b> | <b>141</b>  | <b>141</b> | <b>4</b>    | <b>15</b>  | <b>36</b> | <b>1252.2</b> | <b>1174</b> | <b>556</b> | <b>489</b> | <b>64</b>  | <b>450</b> | <b>967</b> |





| PLAYER             | AVG         | G          | AB          | R          | H           | 2B         | 3B          | HR         | RBI        | BB         | SO          | SB        | CS        |
|--------------------|-------------|------------|-------------|------------|-------------|------------|-------------|------------|------------|------------|-------------|-----------|-----------|
| Adrianza, Ehire    | .240        | 73         | 250         | 31         | 60          | 12         | 0           | 2          | 23         | 31         | 45          | 11        | 6         |
| Ciriaco, Juan      | .250        | 25         | 56          | 5          | 14          | 0          | 0           | 2          | 5          | 2          | 7           | 0         | 0         |
| Duvall, Adam       | .252        | 105        | 385         | 61         | 97          | 23         | 4           | 17         | 58         | 35         | 72          | 2         | 1         |
| Herrera, Javier    | .296        | 131        | 480         | 70         | 142         | 37         | 3           | 16         | 74         | 57         | 117         | 23        | 8         |
| Krill, Brett       | .258        | 85         | 225         | 27         | 58          | 10         | 0           | 2          | 28         | 11         | 55          | 3         | 1         |
| LaTorre, Tyler     | .138        | 26         | 80          | 6          | 11          | 2          | 0           | 1          | 9          | 10         | 26          | 0         | 0         |
| Lollis, Ryan       | .267        | 136        | 469         | 60         | 125         | 24         | 2           | 8          | 57         | 50         | 61          | 6         | 3         |
| Minicozzi, Mark    | .309        | 128        | 443         | 74         | 137         | 30         | 0           | 10         | 66         | 62         | 123         | 3         | 1         |
| Moss, Brad         | .200        | 5          | 5           | 1          | 1           | 1          | 0           | 0          | 0          | 0          | 2           | 0         | 0         |
| Navarro, Jesus     | .200        | 17         | 35          | 3          | 7           | 4          | 0           | 0          | 6          | 3          | 16          | 0         | 0         |
| Oropesa, Ricky     | .207        | 66         | 241         | 19         | 50          | 6          | 0           | 6          | 23         | 15         | 74          | 0         | 0         |
| Panik, Joe         | .257        | 137        | 522         | 64         | 134         | 27         | 4           | 4          | 57         | 58         | 68          | 10        | 5         |
| Parker, Jarrett    | .245        | 131        | 444         | 72         | 109         | 18         | 5           | 18         | 57         | 60         | 161         | 13        | 11        |
| Relaford, Travious | .188        | 32         | 69          | 10         | 13          | 1          | 0           | 0          | 5          | 12         | 22          | 0         | 3         |
| Stromsmoe, Skyler  | .263        | 48         | 118         | 19         | 31          | 7          | 1           | 1          | 5          | 10         | 15          | 1         | 3         |
| Susac, Andrew      | .256        | 84         | 262         | 32         | 67          | 17         | 0           | 12         | 46         | 42         | 68          | 1         | 0         |
| Tomlinson, Kelby   | .198        | 33         | 96          | 13         | 19          | 5          | 0           | 0          | 4          | 16         | 27          | 3         | 1         |
| Villalona, Angel   | .235        | 52         | 196         | 23         | 46          | 11         | 0           | 8          | 28         | 8          | 60          | 0         | 0         |
| Wagner, Mark       | .172        | 47         | 122         | 7          | 21          | 5          | 0           | 1          | 13         | 16         | 33          | 1         | 0         |
| Zambrano, Eliezer  | .273        | 5          | 11          | 0          | 3           | 0          | 0           | 0          | 0          | 1          | 1           | 0         | 0         |
| <b>TOTALS</b>      | <b>.252</b> | <b>142</b> | <b>4628</b> | <b>611</b> | <b>1164</b> | <b>243</b> | <b>19.0</b> | <b>109</b> | <b>577</b> | <b>510</b> | <b>1115</b> | <b>77</b> | <b>43</b> |

| PITCHER            | W-L          | ERA         | G          | GS         | CG       | SHO       | SV        | IP            | H           | R          | ER         | HR        | BB         | SO         |
|--------------------|--------------|-------------|------------|------------|----------|-----------|-----------|---------------|-------------|------------|------------|-----------|------------|------------|
| Bowlin, Drew       | 4-3          | 4.87        | 32         | 0          | 0        | 0         | 0         | 44.1          | 36          | 25         | 24         | 4         | 24         | 33         |
| Bradley, Ryan      | 0-6          | 6.37        | 23         | 11         | 0        | 0         | 1         | 65.0          | 100         | 59         | 46         | 7         | 34         | 37         |
| Castillo, Fabio    | 2-2          | 3.34        | 14         | 2          | 0        | 0         | 0         | 32.1          | 25          | 15         | 12         | 1         | 17         | 44         |
| Escobar, Edwin     | 5-4          | 2.67        | 10         | 10         | 0        | 0         | 0         | 54.0          | 44          | 18         | 16         | 2         | 13         | 54         |
| Fitzgerald, Justin | 3-0          | 1.09        | 6          | 6          | 0        | 0         | 0         | 33.0          | 30          | 6          | 4          | 2         | 8          | 41         |
| Gloor, Chris       | 9-7          | 4.03        | 26         | 26         | 0        | 0         | 0         | 156.1         | 163         | 77         | 70         | 16        | 41         | 121        |
| Hall, Cody         | 2-2          | 2.39        | 20         | 0          | 0        | 0         | 8         | 26.1          | 17          | 8          | 7          | 4         | 8          | 27         |
| Javier, Omar       | 4-0          | 5.58        | 27         | 2          | 0        | 0         | 0         | 50.0          | 55          | 32         | 31         | 7         | 28         | 45         |
| Maday, Daryl       | 1-1          | 2.84        | 26         | 0          | 0        | 0         | 13        | 25.1          | 21          | 8          | 8          | 0         | 9          | 20         |
| McCormick, Phil    | 4-5          | 3.97        | 58         | 0          | 0        | 0         | 3         | 56.2          | 49          | 32         | 25         | 3         | 34         | 57         |
| Osich, Josh        | 2-3          | 4.85        | 22         | 0          | 0        | 0         | 3         | 29.2          | 26          | 16         | 16         | 2         | 12         | 28         |
| Quirarte, Edwin    | 3-5          | 2.61        | 56         | 0          | 0        | 0         | 10        | 72.1          | 66          | 22         | 21         | 2         | 28         | 44         |
| Rogers, Taylor     | 5-9          | 5.43        | 26         | 18         | 0        | 0         | 1         | 104.1         | 108         | 73         | 63         | 5         | 56         | 70         |
| Shuman, Scott      | 0-0          | 9.51        | 28         | 0          | 0        | 0         | 0         | 23.2          | 15          | 28         | 25         | 0         | 42         | 39         |
| Snodgrass, Jack    | 12-4         | 3.70        | 25         | 25         | 1        | 0         | 0         | 141.0         | 126         | 64         | 58         | 10        | 39         | 81         |
| Stromsmoe, Skyler  | 0-0          | 9.00        | 3          | 0          | 0        | 0         | 0         | 2.0           | 3           | 2          | 2          | 0         | 1          | 0          |
| Teller, Carlos     | 1-4          | 5.64        | 11         | 11         | 0        | 0         | 0         | 44.2          | 42          | 30         | 28         | 7         | 36         | 33         |
| Valdez, Jose       | 3-2          | 5.46        | 38         | 1          | 0        | 0         | 0         | 56.0          | 64          | 37         | 34         | 2         | 48         | 53         |
| Vessella, Tom      | 3-3          | 5.55        | 33         | 1          | 0        | 0         | 2         | 47.0          | 63          | 31         | 29         | 4         | 23         | 28         |
| Vogelsong, Ryan    | 2-0          | 0.82        | 2          | 2          | 0        | 0         | 0         | 11.0          | 10          | 1          | 1          | 1         | 2          | 8          |
| Westcott, Craig    | 5-12         | 4.19        | 27         | 27         | 0        | 0         | 0         | 144.0         | 158         | 77         | 67         | 12        | 56         | 92         |
| <b>TOTALS</b>      | <b>70-72</b> | <b>4.32</b> | <b>142</b> | <b>142</b> | <b>1</b> | <b>15</b> | <b>41</b> | <b>1219.0</b> | <b>1221</b> | <b>661</b> | <b>585</b> | <b>91</b> | <b>559</b> | <b>955</b> |



ORGANIZATION

2021 FLYING SQUIRRELS

HISTORY & RECORDS

DOUBLE-A NORTHEAST

GIANTS ORGANIZATION

GENERAL INFORMATION

| PLAYER            | AVG         | G          | AB          | R          | H           | 2B         | 3B        | HR        | RBI        | BB         | SO          | SB         | CS        |
|-------------------|-------------|------------|-------------|------------|-------------|------------|-----------|-----------|------------|------------|-------------|------------|-----------|
| Arnold, Jeff      | .000        | 1          | 3           | 0          | 0           | 0          | 0         | 0         | 0          | 0          | 3           | 0          | 0         |
| Blair, Elliott    | .240        | 27         | 96          | 9          | 23          | 4          | 0         | 1         | 11         | 10         | 27          | 4          | 1         |
| Duffy, Matt       | .332        | 97         | 367         | 53         | 122         | 24         | 4         | 3         | 62         | 42         | 66          | 20         | 4         |
| Graham, Tyler     | .255        | 106        | 412         | 57         | 105         | 12         | 1         | 3         | 27         | 27         | 72          | 38         | 14        |
| Harris, Devin     | .256        | 108        | 394         | 47         | 101         | 26         | 3         | 13        | 52         | 30         | 121         | 3          | 2         |
| Krill, Brett      | .213        | 21         | 75          | 10         | 16          | 4          | 1         | 0         | 9          | 5          | 13          | 2          | 0         |
| LaTorre, Tyler    | .263        | 48         | 160         | 21         | 42          | 8          | 0         | 1         | 12         | 16         | 43          | 2          | 1         |
| Lisson, Mario     | .266        | 114        | 379         | 59         | 101         | 22         | 0         | 18        | 76         | 54         | 93          | 11         | 3         |
| Lollis, Ryan      | .217        | 70         | 203         | 21         | 44          | 4          | 3         | 1         | 17         | 17         | 28          | 2          | 0         |
| Miller, Blake     | .304        | 26         | 92          | 9          | 28          | 5          | 2         | 0         | 12         | 9          | 21          | 1          | 0         |
| Oropesa, Ricky    | .241        | 116        | 349         | 32         | 84          | 16         | 0         | 5         | 35         | 36         | 89          | 0          | 0         |
| Parker, Jarrett   | .275        | 100        | 363         | 52         | 100         | 20         | 6         | 12        | 58         | 45         | 103         | 11         | 4         |
| Schroder, Myles   | .254        | 110        | 362         | 43         | 92          | 16         | 5         | 5         | 34         | 20         | 76          | 11         | 0         |
| Sim, Eric         | .158        | 7          | 19          | 2          | 3           | 0          | 0         | 0         | 1          | 2          | 4           | 0          | 0         |
| Stromsmoe, Skyler | .233        | 104        | 296         | 49         | 69          | 14         | 2         | 0         | 15         | 58         | 56          | 12         | 8         |
| Tomlinson, Kelby  | .268        | 126        | 433         | 63         | 116         | 9          | 6         | 1         | 32         | 44         | 82          | 49         | 12        |
| Villalona, Angel  | .227        | 101        | 365         | 35         | 83          | 18         | 4         | 10        | 54         | 23         | 94          | 1          | 1         |
| Zambrano, Eliezer | .268        | 60         | 194         | 15         | 52          | 4          | 0         | 1         | 12         | 10         | 26          | 1          | 1         |
| <b>TOTALS</b>     | <b>.256</b> | <b>142</b> | <b>4691</b> | <b>586</b> | <b>1200</b> | <b>207</b> | <b>37</b> | <b>74</b> | <b>525</b> | <b>453</b> | <b>1068</b> | <b>168</b> | <b>51</b> |

| PITCHER            | W-L          | ERA         | G          | GS         | CG       | SHO       | SV        | IP            | H           | R          | ER         | HR        | BB         | SO          |
|--------------------|--------------|-------------|------------|------------|----------|-----------|-----------|---------------|-------------|------------|------------|-----------|------------|-------------|
| Alvarado, Carlos   | 2-0          | 5.87        | 11         | 0          | 0        | 0         | 0         | 15.1          | 17          | 11         | 10         | 3         | 5          | 11          |
| Bandilla, Bryce    | 0-2          | 8.80        | 15         | 0          | 0        | 0         | 0         | 15.1          | 18          | 16         | 15         | 2         | 15         | 10          |
| Blach, Ty          | 8-8          | 3.13        | 25         | 25         | 1        | 0         | 0         | 141.0         | 142         | 53         | 49         | 8         | 39         | 91          |
| Blackburn, Clayton | 5-6          | 3.29        | 18         | 18         | 0        | 0         | 0         | 93.0          | 94          | 40         | 34         | 1         | 20         | 85          |
| Bradley, Ryan      | 0-1          | 6.75        | 4          | 2          | 0        | 0         | 0         | 10.2          | 15          | 8          | 8          | 1         | 7          | 5           |
| Carignan, Andrew   | 0-1          | 4.24        | 14         | 0          | 0        | 0         | 0         | 17.0          | 6           | 8          | 8          | 1         | 19         | 16          |
| Casilla, Jose      | 4-1          | 3.97        | 41         | 0          | 0        | 0         | 0         | 65.2          | 57          | 30         | 29         | 5         | 22         | 39          |
| Crick, Kyle        | 6-7          | 3.79        | 23         | 22         | 0        | 0         | 0         | 90.1          | 78          | 42         | 38         | 7         | 61         | 111         |
| Fleet, Austin      | 8-1          | 2.78        | 26         | 11         | 0        | 0         | 0         | 97.0          | 82          | 31         | 30         | 5         | 36         | 77          |
| Hall, Cody         | 1-4          | 3.14        | 47         | 0          | 0        | 0         | 11        | 51.2          | 42          | 18         | 18         | 3         | 14         | 57          |
| Law, Derek         | 2-0          | 2.57        | 27         | 0          | 0        | 0         | 13        | 28.0          | 19          | 8          | 8          | 1         | 14         | 29          |
| Lollis, Ryan       | 0-0          | 40.50       | 1          | 0          | 0        | 0         | 0         | 0.2           | 1           | 3          | 3          | 1         | 1          | 1           |
| Marte, Kelvin      | 8-3          | 3.83        | 18         | 15         | 1        | 1         | 0         | 87.0          | 89          | 37         | 37         | 8         | 23         | 55          |
| McCormick, Phil    | 2-4          | 3.72        | 50         | 0          | 0        | 0         | 1         | 65.1          | 61          | 31         | 27         | 4         | 29         | 62          |
| Mejia, Adalberto   | 7-9          | 4.67        | 22         | 21         | 0        | 0         | 0         | 108.0         | 119         | 62         | 56         | 9         | 31         | 82          |
| Okert, Steven      | 1-0          | 2.73        | 24         | 0          | 0        | 0         | 5         | 33.0          | 24          | 11         | 10         | 3         | 11         | 38          |
| Osich, Josh        | 1-0          | 3.78        | 28         | 0          | 0        | 0         | 0         | 33.1          | 28          | 18         | 14         | 4         | 20         | 27          |
| Quirarte, Edwin    | 11-7         | 3.23        | 51         | 1          | 0        | 0         | 1         | 83.2          | 75          | 37         | 30         | 4         | 28         | 51          |
| Slania, Daniel     | 0-0          | 0.79        | 10         | 0          | 0        | 0         | 0         | 11.1          | 10          | 2          | 1          | 0         | 3          | 3           |
| Snodgrass, Jack    | 11-6         | 3.56        | 24         | 22         | 1        | 1         | 0         | 131.1         | 130         | 58         | 52         | 1         | 41         | 86          |
| Stratton, Chris    | 1-1          | 3.52        | 5          | 5          | 0        | 0         | 0         | 23.0          | 29          | 10         | 9          | 2         | 12         | 18          |
| Strickland, Hunter | 1-1          | 2.02        | 38         | 0          | 0        | 0         | 11        | 35.2          | 25          | 10         | 8          | 3         | 4          | 48          |
| Stromsmoe, Skyler  | 0-1          | 13.50       | 1          | 0          | 0        | 0         | 0         | 1.1           | 0           | 2          | 2          | 0         | 3          | 1           |
| <b>TOTALS</b>      | <b>79-63</b> | <b>3.60</b> | <b>142</b> | <b>142</b> | <b>3</b> | <b>11</b> | <b>42</b> | <b>1238.2</b> | <b>1161</b> | <b>546</b> | <b>496</b> | <b>76</b> | <b>458</b> | <b>1003</b> |





| PLAYER            | AVG         | G          | AB          | R          | H           | 2B         | 3B        | HR        | RBI        | BB         | SO         | SB        | CS        |
|-------------------|-------------|------------|-------------|------------|-------------|------------|-----------|-----------|------------|------------|------------|-----------|-----------|
| Beltre, Engel     | .251        | 86         | 299         | 33         | 75          | 8          | 3         | 5         | 26         | 9          | 42         | 4         | 8         |
| Carbonell, Daniel | .146        | 56         | 206         | 18         | 30          | 3          | 2         | 1         | 12         | 4          | 53         | 9         | 1         |
| Ciriaco, Juan     | .246        | 45         | 130         | 11         | 32          | 9          | 0         | 0         | 13         | 5          | 21         | 7         | 1         |
| Cole, Hunter      | .292        | 51         | 192         | 23         | 56          | 16         | 4         | 3         | 21         | 14         | 46         | 1         | 1         |
| Delfino, Mitch    | .256        | 124        | 445         | 45         | 114         | 17         | 1         | 3         | 42         | 41         | 72         | 4         | 2         |
| Galindo, Jesus    | .214        | 45         | 98          | 13         | 21          | 3          | 0         | 0         | 3          | 7          | 20         | 5         | 3         |
| Harris, Devin     | .240        | 119        | 404         | 53         | 97          | 28         | 1         | 14        | 60         | 34         | 110        | 4         | 1         |
| Herrera, Javier   | .211        | 34         | 109         | 11         | 23          | 2          | 1         | 1         | 9          | 14         | 38         | 0         | 3         |
| Lollis, Ryan      | .471        | 7          | 17          | 3          | 8           | 1          | 0         | 0         | 0          | 1          | 0          | 1         | 0         |
| Miller, Blake     | .241        | 27         | 79          | 8          | 19          | 2          | 0         | 0         | 2          | 5          | 23         | 1         | 1         |
| Moreno, Rando     | .275        | 121        | 429         | 59         | 118         | 19         | 3         | 1         | 39         | 31         | 62         | 12        | 9         |
| Oropesa, Ricky    | .254        | 131        | 453         | 41         | 115         | 24         | 1         | 17        | 76         | 38         | 128        | 1         | 1         |
| Schroder, Myles   | .252        | 109        | 369         | 32         | 93          | 6          | 4         | 7         | 32         | 21         | 84         | 14        | 6         |
| Slater, Austin    | .296        | 54         | 199         | 21         | 59          | 11         | 1         | 0         | 13         | 14         | 48         | 1         | 1         |
| Sonabend, Adam    | .000        | 1          | 2           | 0          | 0           | 0          | 0         | 0         | 0          | 0          | 1          | 0         | 0         |
| Stromsmoe, Skyler | .364        | 6          | 11          | 1          | 4           | 0          | 0         | 0         | 1          | 1          | 3          | 0         | 0         |
| Tomlinson, Kelby  | .324        | 64         | 253         | 43         | 82          | 18         | 3         | 1         | 28         | 25         | 37         | 16        | 6         |
| Villalona, Angel  | .143        | 28         | 56          | 3          | 8           | 2          | 0         | 0         | 6          | 3          | 17         | 0         | 0         |
| Williams, Jackson | .228        | 83         | 276         | 26         | 63          | 9          | 1         | 1         | 18         | 29         | 50         | 1         | 2         |
| Williamson, Mac   | .293        | 69         | 259         | 41         | 76          | 16         | 2         | 5         | 42         | 25         | 53         | 3         | 1         |
| Zambrano, Eliezer | .190        | 57         | 184         | 10         | 35          | 5          | 0         | 2         | 12         | 7          | 20         | 0         | 1         |
| <b>TOTALS</b>     | <b>.249</b> | <b>140</b> | <b>4610</b> | <b>503</b> | <b>1147</b> | <b>202</b> | <b>27</b> | <b>61</b> | <b>462</b> | <b>333</b> | <b>979</b> | <b>84</b> | <b>48</b> |

| PITCHER          | W-L          | ERA         | G          | GS         | CG       | SHO       | SV        | IP            | H           | R          | ER         | HR        | BB         | SO         |
|------------------|--------------|-------------|------------|------------|----------|-----------|-----------|---------------|-------------|------------|------------|-----------|------------|------------|
| Beebe, Tyler     | 3-8          | 5.23        | 13         | 13         | 0        | 0         | 0         | 72.1          | 62          | 45         | 42         | 4         | 35         | 49         |
| Biagini, Joe     | 10-7         | 2.42        | 23         | 22         | 0        | 0         | 0         | 130.1         | 112         | 45         | 35         | 5         | 34         | 84         |
| Cain, Matt       | 0-0          | 4.91        | 1          | 1          | 0        | 0         | 0         | 3.2           | 3           | 2          | 2          | 0         | 1          | 2          |
| Casilla, Jose    | 4-5          | 1.44        | 47         | 0          | 0        | 0         | 3         | 56.1          | 54          | 17         | 9          | 0         | 18         | 32         |
| Ciriaco, Juan    | 0-0          | 0.00        | 1          | 0          | 0        | 0         | 0         | 1.0           | 0           | 0          | 0          | 0         | 0          | 0          |
| Crick, Kyle      | 3-4          | 3.29        | 36         | 11         | 0        | 0         | 0         | 63.0          | 47          | 26         | 23         | 2         | 66         | 73         |
| Diaz, Carlos     | 0-0          | 3.86        | 1          | 0          | 0        | 0         | 0         | 2.1           | 3           | 1          | 1          | 0         | 2          | 1          |
| Gage, Matt       | 2-3          | 4.66        | 9          | 7          | 0        | 0         | 0         | 38.2          | 39          | 21         | 20         | 2         | 10         | 30         |
| Gregorio, Joan   | 3-2          | 3.09        | 37         | 9          | 0        | 0         | 1         | 78.2          | 64          | 31         | 27         | 6         | 32         | 72         |
| Johnson, Chase   | 1-1          | 5.93        | 3          | 3          | 0        | 0         | 0         | 13.2          | 16          | 9          | 9          | 0         | 8          | 18         |
| Johnson, Stephen | 3-0          | 3.41        | 44         | 0          | 0        | 0         | 0         | 58.0          | 45          | 26         | 22         | 2         | 29         | 68         |
| Lara, Braulio    | 2-0          | 4.03        | 20         | 0          | 0        | 0         | 1         | 22.1          | 20          | 12         | 10         | 2         | 10         | 17         |
| Law, Derek       | 0-1          | 4.56        | 28         | 0          | 0        | 0         | 13        | 25.2          | 31          | 16         | 13         | 1         | 8          | 32         |
| Lujan, Matt      | 9-6          | 3.18        | 20         | 20         | 0        | 0         | 0         | 107.2         | 112         | 43         | 38         | 6         | 42         | 88         |
| Marte, Kelvin    | 10-6         | 2.63        | 26         | 19         | 1        | 1         | 0         | 130.0         | 118         | 41         | 38         | 5         | 40         | 77         |
| McCormick, Phil  | 4-3          | 2.04        | 58         | 0          | 0        | 0         | 2         | 57.1          | 58          | 16         | 13         | 0         | 21         | 38         |
| Mejia, Adalberto | 5-2          | 2.45        | 12         | 9          | 0        | 0         | 0         | 51.1          | 38          | 14         | 14         | 2         | 18         | 38         |
| Mizenko, Tyler   | 4-3          | 1.98        | 37         | 0          | 0        | 0         | 4         | 50.0          | 51          | 13         | 11         | 2         | 14         | 28         |
| Moreno, Rando    | 0-1          | 9.00        | 1          | 0          | 0        | 0         | 0         | 1.0           | 3           | 1          | 1          | 0         | 0          | 1          |
| Osich, Josh      | 0-1          | 1.59        | 31         | 0          | 0        | 0         | 19        | 34.0          | 23          | 6          | 6          | 1         | 10         | 34         |
| Quirarte, Edwin  | 0-3          | 3.68        | 23         | 6          | 0        | 0         | 0         | 58.2          | 59          | 25         | 24         | 3         | 16         | 51         |
| Rodriguez, Pedro | 4-3          | 2.21        | 37         | 2          | 0        | 0         | 3         | 61.0          | 53          | 21         | 15         | 3         | 11         | 50         |
| Rogers, Tyler    | 0-1          | 5.91        | 10         | 0          | 0        | 0         | 0         | 10.2          | 10          | 7          | 7          | 1         | 5          | 15         |
| Snodgrass, Jack  | 4-3          | 4.14        | 9          | 9          | 0        | 0         | 0         | 50.0          | 46          | 24         | 23         | 2         | 20         | 7          |
| Stratton, Chris  | 1-5          | 4.14        | 9          | 9          | 0        | 0         | 0         | 50.0          | 40          | 26         | 23         | 3         | 22         | 39         |
| <b>TOTALS</b>    | <b>72-68</b> | <b>3.12</b> | <b>140</b> | <b>140</b> | <b>1</b> | <b>11</b> | <b>46</b> | <b>1227.2</b> | <b>1107</b> | <b>488</b> | <b>426</b> | <b>52</b> | <b>472</b> | <b>964</b> |



ORGANIZATION

2021 FLYING SQUIRRELS

HISTORY & RECORDS

DOUBLE-A NORTHEAST

GIANTS ORGANIZATION

GENERAL INFORMATION



| PLAYER             | AVG          | G           | AB          | R          | H           | 2B         | 3B        | HR            | RBI         | BB         | SO          | SB        | CS         |             |
|--------------------|--------------|-------------|-------------|------------|-------------|------------|-----------|---------------|-------------|------------|-------------|-----------|------------|-------------|
| Amion, Richard     | .167         | 3           | 6           | 1          | 1           | 0          | 0         | 0             | 1           | 4          | 4           | 1         | 0          |             |
| Arnold, Jeff       | .220         | 56          | 164         | 15         | 36          | 9          | 1         | 3             | 19          | 13         | 52          | 1         | 2          |             |
| Arroyo, Christian  | .274         | 119         | 474         | 57         | 130         | 36         | 1         | 3             | 49          | 29         | 72          | 1         | 1          |             |
| Bednar, Brandon    | .286         | 64          | 224         | 32         | 64          | 11         | 1         | 2             | 31          | 8          | 40          | 4         | 4          |             |
| Bennett, T.J.      | .250         | 1           | 4           | 0          | 1           | 1          | 0         | 0             | 2           | 0          | 1           | 0         | 0          |             |
| Castillo, Ali      | .317         | 66          | 199         | 22         | 63          | 9          | 3         | 0             | 17          | 12         | 24          | 6         | 4          |             |
| Cole, Hunter       | .271         | 126         | 469         | 57         | 127         | 25         | 3         | 13            | 62          | 31         | 115         | 2         | 4          |             |
| Duggar, Steven     | .321         | 60          | 243         | 35         | 78          | 16         | 4         | 1             | 24          | 28         | 51          | 9         | 7          |             |
| Ford, Darren       | .238         | 70          | 223         | 36         | 53          | 8          | 2         | 0             | 15          | 30         | 56          | 13        | 4          |             |
| Hinojosa, C.J      | .248         | 57          | 226         | 27         | 56          | 7          | 2         | 3             | 19          | 20         | 43          | 1         | 0          |             |
| Horan, Tyler       | .265         | 93          | 287         | 43         | 76          | 12         | 4         | 12            | 36          | 31         | 79          | 4         | 3          |             |
| Jones, Ryder       | .247         | 126         | 473         | 49         | 117         | 26         | 0         | 15            | 67          | 26         | 79          | 1         | 2          |             |
| Lerud, Steven      | .229         | 60          | 170         | 24         | 39          | 7          | 0         | 1             | 19          | 38         | 50          | 0         | 0          |             |
| Moncrief, Carlos   | .261         | 72          | 176         | 27         | 46          | 11         | 0         | 5             | 22          | 28         | 38          | 6         | 0          |             |
| Moreno, Rando      | .215         | 47          | 177         | 15         | 38          | 10         | 0         | 0             | 11          | 10         | 29          | 1         | 3          |             |
| Oropesa, Ricky     | .219         | 68          | 233         | 23         | 51          | 8          | 0         | 9             | 31          | 24         | 66          | 0         | 0          |             |
| Polonius, John     | .333         | 3           | 6           | 2          | 2           | 0          | 1         | 0             | 0           | 1          | 2           | 0         | 0          |             |
| Schroder, Myles    | .272         | 66          | 250         | 28         | 68          | 12         | 1         | 2             | 21          | 11         | 45          | 5         | 1          |             |
| Shaw, Chris        | .246         | 60          | 232         | 26         | 57          | 16         | 4         | 5             | 30          | 20         | 55          | 0         | 0          |             |
| Slater, Austin     | .317         | 41          | 145         | 20         | 46          | 8          | 1         | 5             | 25          | 24         | 36          | 6         | 1          |             |
| Turner, Ben        | .176         | 5           | 17          | 2          | 3           | 0          | 0         | 0             | 0           | 1          | 2           | 0         | 0          |             |
| Villalona, Angel   | .143         | 24          | 56          | 4          | 8           | 2          | 0         | 1             | 5           | 6          | 20          | 0         | 0          |             |
| Winn, Matt         | .250         | 15          | 56          | 6          | 14          | 3          | 0         | 2             | 4           | 3          | 12          | 0         | 0          |             |
| Zambrano, Eliezer  | .185         | 33          | 81          | 5          | 15          | 3          | 0         | 0             | 4           | 4          | 12          | 0         | 1          |             |
| <b>TOTALS</b>      | <b>.257</b>  | <b>141</b>  | <b>4737</b> | <b>561</b> | <b>1217</b> | <b>243</b> | <b>29</b> | <b>83</b>     | <b>523</b>  | <b>405</b> | <b>1034</b> | <b>62</b> | <b>37</b>  |             |
| PITCHER            | W-L          | ERA         | G           | GS         | CG          | SHO        | SV        | IP            | H           | R          | ER          | HR        | BB         | SO          |
| Alvarado, Carlos   | 1-0          | 2.79        | 16          | 0          | 0           | 0          | 0         | 19.1          | 13          | 7          | 6           | 2         | 0          | 24          |
| Beede, Tyler       | 8-7          | 2.81        | 24          | 24         | 1           | 1          | 0         | 147.1         | 136         | 58         | 46          | 9         | 53         | 135         |
| Black, Ray         | 1-4          | 4.88        | 35          | 0          | 0           | 0          | 6         | 31.1          | 17          | 17         | 17          | 1         | 32         | 53          |
| Casilla, Jose      | 2-3          | 3.59        | 32          | 0          | 0           | 0          | 0         | 47.2          | 53          | 22         | 19          | 5         | 17         | 33          |
| Claiborne, Preston | 2-1          | 2.38        | 34          | 0          | 0           | 0          | 3         | 45.1          | 30          | 15         | 12          | 4         | 13         | 49          |
| Coonrod, Sam       | 4-3          | 3.03        | 13          | 13         | 0           | 0          | 0         | 77.1          | 59          | 33         | 26          | 7         | 38         | 52          |
| Crick, Kyle        | 4-11         | 5.04        | 23          | 23         | 0           | 0          | 0         | 109.0         | 110         | 72         | 61          | 8         | 67         | 86          |
| Gage, Matt         | 9-7          | 3.38        | 23          | 23         | 1           | 0          | 0         | 136.0         | 130         | 55         | 51          | 2         | 34         | 106         |
| Gregorio, Joan     | 0-2          | 2.33        | 5           | 5          | 0           | 0          | 0         | 27.0          | 15          | 7          | 7           | 1         | 6          | 30          |
| Horan, Tyler       | 0-0          | 45.00       | 1           | 0          | 0           | 0          | 0         | 1.0           | 4           | 5          | 5           | 1         | 2          | 2           |
| Johnson, Chase     | 1-4          | 3.27        | 24          | 7          | 0           | 0          | 5         | 52.1          | 47          | 21         | 19          | 2         | 18         | 37          |
| Jones, Christian   | 2-6          | 3.98        | 48          | 1          | 0           | 0          | 1         | 63.1          | 54          | 29         | 28          | 2         | 28         | 47          |
| Kickham, Mike      | 0-1          | 6.75        | 6           | 0          | 0           | 0          | 0         | 10.2          | 20          | 10         | 8           | 0         | 4          | 7           |
| Martinez, Rodolfo  | 0-3          | 6.65        | 25          | 0          | 0           | 0          | 3         | 23.0          | 29          | 17         | 17          | 1         | 15         | 17          |
| McCormick, Phil    | 1-0          | 2.38        | 9           | 0          | 0           | 0          | 0         | 11.1          | 10          | 4          | 3           | 0         | 3          | 5           |
| Mejia, Adalberto   | 3-2          | 1.94        | 11          | 11         | 0           | 0          | 0         | 65.0          | 48          | 16         | 14          | 4         | 16         | 58          |
| Mizenko, Tyler     | 2-7          | 4.31        | 51          | 0          | 0           | 0          | 2         | 54.1          | 61          | 32         | 26          | 7         | 25         | 41          |
| Molina, Nestor     | 2-0          | 2.95        | 4           | 3          | 0           | 0          | 0         | 18.1          | 16          | 8          | 6           | 2         | 3          | 13          |
| Nathan, Joe        | 1-0          | .00         | 6           | 0          | 0           | 0          | 2         | 6.0           | 3           | 0          | 0           | 0         | 1          | 7           |
| Osich, Josh        | 0-1          | 18.00       | 2           | 0          | 0           | 0          | 0         | 1.0           | 1           | 2          | 2           | 0         | 4          | 2           |
| Reynolds, Matt     | 0-0          | .00         | 8           | 0          | 0           | 0          | 0         | 5.0           | 2           | 0          | 0           | 0         | 1          | 7           |
| Rodriguez, Pedro   | 1-2          | 6.59        | 10          | 0          | 0           | 0          | 0         | 13.2          | 16          | 15         | 10          | 2         | 6          | 8           |
| Rogers, Tyler      | 1-1          | .77         | 35          | 0          | 0           | 0          | 10        | 35.0          | 25          | 8          | 3           | 0         | 8          | 24          |
| Slania, Dan        | 7-6          | 2.50        | 27          | 10         | 0           | 0          | 0         | 82.2          | 68          | 30         | 23          | 6         | 22         | 79          |
| Smith, Jake        | 2-1          | 7.08        | 22          | 0          | 0           | 0          | 1         | 20.1          | 17          | 19         | 16          | 1         | 23         | 26          |
| Suarez, Andrew     | 7-7          | 3.95        | 19          | 19         | 0           | 0          | 0         | 114.0         | 129         | 61         | 50          | 11        | 24         | 90          |
| Taylor, Cory       | 1-0          | .75         | 2           | 2          | 0           | 0          | 0         | 12.0          | 10          | 4          | 1           | 0         | 5          | 10          |
| <b>TOTALS</b>      | <b>62-79</b> | <b>3.48</b> | <b>141</b>  | <b>141</b> | <b>2</b>    | <b>12</b>  | <b>33</b> | <b>1229.1</b> | <b>1123</b> | <b>567</b> | <b>476</b>  | <b>78</b> | <b>468</b> | <b>1048</b> |





| PLAYER            | AVG          | G           | AB          | R          | H           | 2B         | 3B        | HR            | RBI         | BB         | SO         | SB        | CS         |             |
|-------------------|--------------|-------------|-------------|------------|-------------|------------|-----------|---------------|-------------|------------|------------|-----------|------------|-------------|
| Arnold, Jeff      | .184         | 61          | 185         | 19         | 34          | 10         | 1         | 6             | 22          | 29         | 70         | 0         | 1          |             |
| Bednar, Brandon   | .280         | 117         | 411         | 54         | 115         | 24         | 1         | 1             | 34          | 26         | 63         | 2         | 2          |             |
| Bennett, T.J.     | .242         | 24          | 66          | 11         | 16          | 6          | 1         | 1             | 4           | 6          | 12         | 0         | 0          |             |
| Carbonell, Daniel | .242         | 55          | 190         | 21         | 46          | 11         | 1         | 4             | 22          | 11         | 39         | 5         | 2          |             |
| Castillo, Ali     | .297         | 34          | 101         | 1          | 30          | 3          | 0         | 0             | 7           | 6          | 9          | 1         | 2          |             |
| Cole, Hunter      | .249         | 83          | 281         | 29         | 70          | 20         | 5         | 7             | 34          | 31         | 64         | 2         | 1          |             |
| Crawford, Brandon | .500         | 2           | 8           | 1          | 4           | 1          | 0         | 0             | 0           | 0          | 0          | 0         | 0          |             |
| Davis, Dylan      | .217         | 99          | 327         | 32         | 71          | 17         | 0         | 10            | 38          | 26         | 92         | 0         | 0          |             |
| Garcia, Aramis    | .282         | 22          | 78          | 11         | 22          | 12         | 0         | 0             | 8           | 9          | 21         | 0         | 0          |             |
| Garcia, Carlos    | .242         | 47          | 132         | 15         | 32          | 4          | 1         | 2             | 12          | 3          | 20         | 6         | 3          |             |
| Gindl, Caleb      | .284         | 44          | 169         | 27         | 48          | 4          | 7         | 8             | 25          | 14         | 35         | 0         | 1          |             |
| Gomez, Miguel     | .305         | 78          | 308         | 43         | 94          | 19         | 2         | 8             | 38          | 12         | 36         | 0         | 0          |             |
| Heathcott, Slade  | .262         | 93          | 347         | 52         | 91          | 20         | 2         | 12            | 33          | 37         | 88         | 8         | 6          |             |
| Hinojosa, C.J     | .265         | 99          | 373         | 47         | 99          | 16         | 0         | 4             | 35          | 31         | 42         | 5         | 4          |             |
| Hobson, K.C.      | .246         | 56          | 203         | 26         | 50          | 5          | 1         | 11            | 35          | 17         | 55         | 1         | 0          |             |
| Horan, Tyler      | .218         | 33          | 78          | 6          | 17          | 3          | 1         | 1             | 9           | 7          | 22         | 0         | 2          |             |
| Lollis, Ryan      | .230         | 57          | 165         | 9          | 38          | 4          | 0         | 0             | 13          | 10         | 25         | 1         | 1          |             |
| Moreno, Rando     | .200         | 68          | 185         | 13         | 37          | 5          | 0         | 0             | 16          | 12         | 25         | 3         | 3          |             |
| Nunez, Eduardo    | .333         | 1           | 3           | 1          | 1           | 1          | 0         | 0             | 0           | 0          | 1          | 0         | 0          |             |
| Sands, Jerry      | .298         | 64          | 215         | 30         | 64          | 17         | 4         | 5             | 28          | 38         | 44         | 3         | 1          |             |
| Schroder, Myles   | .259         | 89          | 332         | 47         | 86          | 22         | 4         | 7             | 30          | 36         | 76         | 4         | 1          |             |
| Shaw, Chris       | .301         | 37          | 133         | 16         | 40          | 10         | 0         | 6             | 29          | 18         | 26         | 0         | 0          |             |
| Sonabend, Adam    | .231         | 4           | 13          | 1          | 3           | 1          | 0         | 0             | 2           | 1          | 2          | 0         | 0          |             |
| Winn, Matt        | .125         | 12          | 40          | 3          | 5           | 0          | 0         | 0             | 0           | 7          | 17         | 0         | 0          |             |
| Zambrano, Eliezer | .200         | 35          | 115         | 4          | 23          | 2          | 1         | 0             | 4           | 3          | 19         | 0         | 1          |             |
| <b>TOTALS</b>     | <b>.250</b>  | <b>140</b>  | <b>4591</b> | <b>523</b> | <b>1148</b> | <b>238</b> | <b>33</b> | <b>93</b>     | <b>485</b>  | <b>399</b> | <b>971</b> | <b>41</b> | <b>31</b>  |             |
| PITCHER           | W-L          | ERA         | G           | GS         | CG          | SHO        | SV        | IP            | H           | R          | ER         | HR        | BB         | SO          |
| Alvarado, Carlos  | 1-4          | 3.22        | 43          | 0          | 0           | 0          | 2         | 58.2          | 50          | 21         | 21         | 6         | 28         | 70          |
| Balester, Collin  | 1-4          | 2.75        | 12          | 1          | 0           | 0          | 1         | 19.2          | 15          | 7          | 6          | 1         | 3          | 21          |
| Black, Vic        | 1-1          | 5.28        | 19          | 0          | 0           | 0          | 0         | 29.0          | 27          | 20         | 17         | 2         | 28         | 16          |
| Cabrera, Yordy    | 0-1          | 7.04        | 11          | 0          | 0           | 0          | 0         | 15.1          | 25          | 15         | 12         | 3         | 10         | 11          |
| Coonrod, Sam      | 4-11         | 4.69        | 24          | 18         | 0           | 0          | 0         | 103.2         | 96          | 62         | 54         | 7         | 42         | 94          |
| Cyr, Tyler        | 5-2          | 2.19        | 47          | 0          | 0           | 0          | 18        | 49.1          | 50          | 20         | 12         | 3         | 20         | 57          |
| Flores, Jose      | 3-1          | 2.09        | 19          | 7          | 0           | 0          | 0         | 47.1          | 33          | 12         | 11         | 0         | 15         | 45          |
| Gage, Matt        | 4-4          | 2.88        | 13          | 13         | 1           | 1          | 0         | 78.0          | 77          | 25         | 25         | 5         | 20         | 55          |
| Gindl, Caleb      | 1-0          | 0.00        | 1           | 0          | 0           | 0          | 0         | 2.0           | 1           | 0          | 0          | 0         | 3          | 2           |
| Hall, Cody        | 4-2          | 2.79        | 25          | 0          | 0           | 0          | 1         | 29.0          | 23          | 10         | 9          | 3         | 12         | 40          |
| Halstead, Ryan    | 2-0          | 4.56        | 26          | 0          | 0           | 0          | 0         | 23.2          | 28          | 13         | 12         | 3         | 7          | 21          |
| Herb, Tyler       | 2-3          | 2.76        | 10          | 10         | 1           | 0          | 0         | 65.1          | 61          | 27         | 20         | 5         | 18         | 48          |
| Horan, Tyler      | 1-0          | 9.00        | 1           | 0          | 0           | 0          | 0         | 1.0           | 1           | 1          | 1          | 0         | 2          | 0           |
| Johnson, Jordan   | 4-6          | 4.48        | 21          | 15         | 0           | 0          | 0         | 92.1          | 89          | 51         | 46         | 12        | 37         | 65          |
| Johnson, Stephen  | 0-1          | 9.82        | 6           | 0          | 0           | 0          | 0         | 3.2           | 3           | 5          | 4          | 2         | 3          | 4           |
| Jones, Christian  | 0-3          | 5.33        | 20          | 0          | 0           | 0          | 1         | 25.1          | 34          | 16         | 15         | 2         | 12         | 24          |
| Lollis, Ryan      | 0-0          | 0.00        | 1           | 0          | 0           | 0          | 0         | 1.0           | 0           | 0          | 0          | 0         | 2          | 0           |
| Lujan, Matt       | 4-5          | 4.99        | 15          | 11         | 0           | 0          | 0         | 70.1          | 88          | 39         | 39         | 8         | 18         | 55          |
| Martin, Jarret    | 4-2          | 2.04        | 37          | 1          | 0           | 0          | 1         | 39.2          | 22          | 9          | 9          | 0         | 30         | 40          |
| Martinez, Rodolfo | 0-0          | 5.63        | 8           | 0          | 0           | 0          | 0         | 8.0           | 12          | 7          | 5          | 0         | 5          | 5           |
| McNamara, Dillon  | 0-3          | 5.48        | 8           | 6          | 0           | 0          | 0         | 21.1          | 19          | 14         | 13         | 3         | 12         | 11          |
| McNamara, Dillon  | 0-5          | 5.73        | 18          | 6          | 0           | 0          | 1         | 33.0          | 32          | 23         | 21         | 5         | 20         | 23          |
| Moreno, Rando     | 0-0          | 18.00       | 2           | 0          | 0           | 0          | 0         | 2.0           | 4           | 4          | 4          | 1         | 2          | 0           |
| Moronta, Reyes    | 0-1          | 4.00        | 19          | 0          | 0           | 0          | 5         | 18.0          | 15          | 9          | 8          | 1         | 12         | 26          |
| Pino, Luis        | 0-0          | 11.66       | 9           | 0          | 0           | 0          | 0         | 14.2          | 26          | 19         | 19         | 0         | 8          | 10          |
| Reed, Nate        | 3-2          | 6.40        | 11          | 8          | 0           | 0          | 0         | 52.0          | 62          | 39         | 37         | 6         | 26         | 44          |
| Rosin, Seth       | 2-1          | 4.67        | 22          | 1          | 0           | 0          | 0         | 27.0          | 31          | 14         | 14         | 6         | 7          | 26          |
| Slania, Dan       | 5-3          | 3.59        | 13          | 13         | 1           | 1          | 0         | 80.1          | 81          | 35         | 32         | 5         | 28         | 55          |
| Snelten, D.J.     | 4-1          | 1.66        | 15          | 0          | 0           | 0          | 0         | 21.2          | 19          | 6          | 4          | 0         | 5          | 28          |
| Suarez, Andrew    | 4-4          | 2.96        | 11          | 11         | 0           | 0          | 0         | 67.0          | 72          | 30         | 22         | 3         | 15         | 55          |
| Taylor, Cory      | 4-11         | 4.30        | 25          | 24         | 2           | 1          | 0         | 127.2         | 125         | 66         | 61         | 9         | 58         | 100         |
| Young, Pat        | 0-1          | 8.59        | 5           | 1          | 0           | 0          | 0         | 7.1           | 11          | 7          | 7          | 0         | 9          | 4           |
| <b>TOTALS</b>     | <b>63-77</b> | <b>4.04</b> | <b>140</b>  | <b>140</b> | <b>5</b>    | <b>8</b>   | <b>29</b> | <b>1201.1</b> | <b>1200</b> | <b>603</b> | <b>539</b> | <b>96</b> | <b>497</b> | <b>1032</b> |



ORGANIZATION

2021 FLYING SQUIRRELS

HISTORY & RECORDS

DOUBLE-A NORTHEAST

GIANTS ORGANIZATION

GENERAL INFORMATION



ORGANIZATION

2021 FLYING SQUIRRELS

HISTORY & RECORDS

DOUBLE-A NORTHEAST

GIANTS ORGANIZATION

GENERAL INFORMATION

| PLAYER             | AVG          | G           | AB          | R          | H           | 2B         | 3B        | HR            | RBI         | BB         | SO          | SB        | CS         |             |
|--------------------|--------------|-------------|-------------|------------|-------------|------------|-----------|---------------|-------------|------------|-------------|-----------|------------|-------------|
| Arenado, Jonah     | .200         | 102         | 340         | 28         | 68          | 20         | 0         | 5             | 39          | 19         | 72          | 1         | 2          |             |
| Arnold, Jeff       | .175         | 50          | 137         | 15         | 24          | 5          | 0         | 3             | 16          | 17         | 62          | 0         | 0          |             |
| Brown, Tyler       | .316         | 8           | 19          | 5          | 6           | 1          | 0         | 0             | 3           | 1          | 5           | 2         | 0          |             |
| Carbonell, Daniel  | .071         | 4           | 14          | 0          | 1           | 0          | 0         | 0             | 1           | 2          | 6           | 0         | 0          |             |
| Castillo, Ali      | .255         | 111         | 329         | 43         | 84          | 17         | 4         | 2             | 30          | 23         | 35          | 6         | 8          |             |
| Davis, Dylan       | .237         | 125         | 430         | 49         | 102         | 27         | 2         | 13            | 55          | 30         | 113         | 4         | 2          |             |
| Dobson, Dillon     | .172         | 71          | 180         | 24         | 31          | 7          | 0         | 6             | 15          | 25         | 65          | 2         | 3          |             |
| Freeman, Ronnie    | .194         | 12          | 31          | 1          | 6           | 0          | 0         | 0             | 2           | 5          | 8           | 0         | 0          |             |
| Garcia, Aramis     | .233         | 80          | 301         | 36         | 70          | 14         | 1         | 11            | 33          | 20         | 76          | 0         | 1          |             |
| Gindl, Caleb       | .304         | 68          | 207         | 24         | 63          | 14         | 1         | 3             | 28          | 22         | 33          | 0         | 1          |             |
| Gomez, Miguel      | .313         | 53          | 192         | 16         | 60          | 12         | 4         | 4             | 25          | 7          | 28          | 1         | 0          |             |
| Hill, Nick         | .250         | 2           | 4           | 0          | 1           | 0          | 0         | 0             | 2           | 0          | 1           | 0         | 1          |             |
| Hinojosa, C.J.     | .261         | 67          | 253         | 26         | 66          | 14         | 1         | 3             | 26          | 24         | 28          | 5         | 3          |             |
| Hobson, K.C.       | .220         | 18          | 50          | 6          | 11          | 3          | 0         | 3             | 6           | 7          | 23          | 0         | 1          |             |
| Howard, Ryan       | .273         | 117         | 422         | 44         | 115         | 32         | 4         | 4             | 50          | 39         | 55          | 9         | 5          |             |
| Jebavy, Ronnie     | .168         | 76          | 238         | 29         | 40          | 6          | 2         | 4             | 23          | 29         | 73          | 10        | 3          |             |
| Lipka, Matt        | .240         | 123         | 304         | 47         | 73          | 12         | 5         | 4             | 30          | 40         | 57          | 21        | 8          |             |
| Polonius, John     | .222         | 37          | 81          | 12         | 18          | 4          | 0         | 1             | 7           | 9          | 17          | 3         | 0          |             |
| Riley, John        | .250         | 26          | 60          | 8          | 15          | 3          | 1         | 1             | 8           | 7          | 26          | 1         | 0          |             |
| Rodriguez, Luigi   | .271         | 114         | 380         | 54         | 103         | 13         | 5         | 14            | 51          | 38         | 119         | 15        | 10         |             |
| Sands, Jerry       | .258         | 78          | 252         | 41         | 65          | 24         | 0         | 13            | 39          | 34         | 65          | 3         | 0          |             |
| Winn, Matt         | .255         | 19          | 51          | 4          | 13          | 6          | 0         | 1             | 4           | 6          | 21          | 0         | 0          |             |
| <b>TOTALS</b>      | <b>.240</b>  | <b>139</b>  | <b>4403</b> | <b>527</b> | <b>1056</b> | <b>240</b> | <b>30</b> | <b>97</b>     | <b>500</b>  | <b>409</b> | <b>1041</b> | <b>83</b> | <b>48</b>  |             |
| PITCHER            | W-L          | ERA         | G           | GS         | CG          | SHO        | SV        | IP            | H           | R          | ER          | HR        | BB         | SO          |
| Anderson, Shaun    | 6-5          | 3.45        | 17          | 16         | 0           | 0          | 0         | 94.0          | 93          | 42         | 36          | 9         | 22         | 93          |
| Black, Ray         | 0-0          | 0.90        | 10          | 0          | 0           | 0          | 4         | 10.0          | 4           | 2          | 1           | 0         | 4          | 20          |
| Camarena, Daniel   | 0-0          | 2.57        | 1           | 1          | 0           | 0          | 0         | 7.0           | 6           | 4          | 2           | 1         | 1          | 2           |
| Connolly, Mike     | 3-4          | 5.11        | 20          | 7          | 0           | 0          | 0         | 61.2          | 64          | 35         | 35          | 4         | 24         | 48          |
| Cyr, Tyler         | 0-1          | 6.00        | 8           | 0          | 0           | 0          | 3         | 9.0           | 7           | 6          | 6           | 0         | 6          | 8           |
| Diaz, Carlos       | 2-0          | 3.12        | 32          | 0          | 0           | 0          | 0         | 40.1          | 32          | 15         | 14          | 1         | 23         | 36          |
| Flores, Jose       | 0-1          | 6.94        | 6           | 2          | 0           | 0          | 0         | 11.2          | 20          | 10         | 9           | 0         | 5          | 9           |
| Gage, Matt         | 0-2          | 3.18        | 4           | 4          | 0           | 0          | 0         | 22.2          | 24          | 12         | 8           | 3         | 3          | 15          |
| Gardeck, Ian       | 0-0          | 0.00        | 6           | 0          | 0           | 0          | 0         | 6.0           | 5           | 3          | 0           | 0         | 3          | 6           |
| Gindl, Caleb       | 0-1          | 0.00        | 1           | 0          | 0           | 0          | 0         | 0.2           | 0           | 1          | 0           | 0         | 1          | 0           |
| Halstead, Ryan     | 4-4          | 2.72        | 32          | 0          | 0           | 0          | 0         | 56.1          | 52          | 24         | 17          | 5         | 15         | 51          |
| Heston, Chris      | 1-0          | 5.00        | 3           | 1          | 0           | 0          | 0         | 9.0           | 10          | 5          | 5           | 1         | 3          | 7           |
| Hill, Taylor       | 0-8          | 5.40        | 14          | 10         | 0           | 0          | 0         | 51.2          | 66          | 38         | 31          | 10        | 11         | 37          |
| Johnson, Chase     | 2-5          | 3.86        | 18          | 18         | 0           | 0          | 0         | 58.1          | 52          | 31         | 25          | 3         | 21         | 37          |
| Johnson, Jordan    | 6-7          | 3.63        | 15          | 15         | 2           | 0          | 0         | 79.1          | 80          | 38         | 32          | 3         | 31         | 77          |
| Knight, Dusten     | 4-1          | 2.27        | 20          | 0          | 0           | 0          | 4         | 35.2          | 26          | 12         | 9           | 2         | 10         | 35          |
| LaMarche, Will     | 0-1          | 5.28        | 15          | 0          | 0           | 0          | 0         | 30.2          | 37          | 19         | 18          | 6         | 14         | 29          |
| Lannoo, Peter      | 0-0          | 0.00        | 1           | 0          | 0           | 0          | 0         | 1.2           | 2           | 0          | 0           | 0         | 0          | 2           |
| McCasland, Jake    | 4-7          | 4.66        | 32          | 14         | 0           | 0          | 0         | 106.1         | 117         | 61         | 55          | 7         | 43         | 75          |
| McNamara, Dillon   | 4-2          | 1.20        | 33          | 0          | 0           | 0          | 7         | 45.0          | 29          | 15         | 6           | 0         | 8          | 50          |
| Menez, Conner      | 6-4          | 4.38        | 15          | 15         | 0           | 0          | 0         | 74.0          | 73          | 37         | 36          | 1         | 34         | 92          |
| Overton, Connor    | 0-1          | 4.91        | 7           | 2          | 0           | 0          | 0         | 18.1          | 23          | 12         | 10          | 3         | 7          | 19          |
| Parra, Olbis       | 0-0          | 0.00        | 2           | 0          | 0           | 0          | 0         | 4.0           | 3           | 1          | 0           | 0         | 1          | 1           |
| Rheault, Dylan     | 0-0          | 3.38        | 2           | 0          | 0           | 0          | 0         | 2.2           | 4           | 2          | 1           | 0         | 4          | 4           |
| Riggs, Nolan       | 0-1          | 9.00        | 2           | 0          | 0           | 0          | 0         | 6.0           | 5           | 6          | 6           | 0         | 4          | 9           |
| Rubio, Frank       | 1-0          | 4.50        | 1           | 0          | 0           | 0          | 0         | 4.0           | 5           | 2          | 2           | 0         | 0          | 3           |
| Ruotolo, Patrick   | 1-1          | 2.42        | 23          | 0          | 0           | 0          | 4         | 26.0          | 18          | 7          | 7           | 5         | 10         | 36          |
| Samardzija, Jeff   | 0-0          | 0.00        | 1           | 1          | 0           | 0          | 0         | 4.0           | 1           | 0          | 0           | 0         | 1          | 1           |
| Simpson, Caleb     | 4-3          | 1.53        | 29          | 0          | 0           | 0          | 10        | 29.1          | 22          | 10         | 5           | 0         | 29         | 37          |
| Slania, Dan        | 1-3          | 2.43        | 47          | 1          | 0           | 0          | 1         | 70.1          | 51          | 20         | 19          | 7         | 21         | 69          |
| Taylor, Cory       | 8-1          | 3.95        | 11          | 11         | 0           | 0          | 0         | 54.2          | 53          | 24         | 24          | 8         | 27         | 31          |
| Van Gorp, Franklin | 0-0          | 12.00       | 1           | 0          | 0           | 0          | 0         | 3.0           | 3           | 4          | 4           | 1         | 1          | 3           |
| Webb, Logan        | 1-2          | 3.82        | 6           | 6          | 0           | 0          | 0         | 30.2          | 30          | 16         | 13          | 4         | 11         | 26          |
| Williams, Garrett  | 3-9          | 6.06        | 33          | 15         | 0           | 0          | 1         | 81.2          | 96          | 63         | 55          | 6         | 61         | 73          |
| Wolff, Sam         | 1-2          | 6.91        | 22          | 0          | 0           | 0          | 5         | 27.1          | 36          | 24         | 21          | 1         | 16         | 38          |
| <b>TOTALS</b>      | <b>62-76</b> | <b>3.91</b> | <b>139</b>  | <b>139</b> | <b>2</b>    | <b>6</b>   | <b>39</b> | <b>1173.0</b> | <b>1149</b> | <b>601</b> | <b>510</b>  | <b>91</b> | <b>475</b> | <b>1079</b> |







| PLAYER             | AVG          | G           | AB          | R          | H          | 2B         | 3B        | HR            | RBI         | BB         | SO          | SB         | CS         |             |
|--------------------|--------------|-------------|-------------|------------|------------|------------|-----------|---------------|-------------|------------|-------------|------------|------------|-------------|
| Arenado, Jonah     | .243         | 112         | 378         | 32         | 92         | 16         | 2         | 4             | 36          | 26         | 80          | 2          | 4          |             |
| Austin, Brett      | .101         | 25          | 69          | 4          | 7          | 1          | 0         | 0             | 2           | 12         | 35          | 0          | 0          |             |
| Bart, Joey         | .316         | 22          | 79          | 9          | 25         | 4          | 1         | 4             | 11          | 7          | 21          | 0          | 2          |             |
| Brusa, Gio         | .223         | 101         | 300         | 35         | 67         | 18         | 1         | 12            | 38          | 34         | 104         | 4          | 2          |             |
| Davis, Dylan       | .161         | 19          | 31          | 3          | 5          | 3          | 0         | 0             | 0           | 10         | 18          | 0          | 0          |             |
| Fargas, Johneshwy  | .249         | 127         | 413         | 55         | 103        | 10         | 5         | 5             | 33          | 33         | 94          | 50         | 23         |             |
| Heyward, Jacob     | .209         | 125         | 383         | 46         | 80         | 20         | 0         | 10            | 46          | 80         | 147         | 10         | 7          |             |
| Houchins, Zach     | .236         | 96          | 331         | 38         | 78         | 18         | 2         | 10            | 44          | 18         | 86          | 2          | 3          |             |
| Howard, Ryan       | .223         | 91          | 309         | 26         | 69         | 10         | 2         | 3             | 22          | 22         | 48          | 5          | 2          |             |
| Jhang, Jin-De      | .138         | 33          | 94          | 1          | 13         | 1          | 0         | 1             | 7           | 6          | 15          | 0          | 0          |             |
| Johnson, Bryce     | .243         | 60          | 210         | 29         | 51         | 14         | 1         | 3             | 18          | 24         | 55          | 8          | 7          |             |
| Jones, Ryder       | .300         | 3           | 10          | 2          | 3          | 1          | 0         | 0             | 0           | 2          | 2           | 0          | 0          |             |
| Layer, Jose        | .143         | 2           | 7           | 1          | 1          | 0          | 0         | 1             | 1           | 0          | 3           | 0          | 0          |             |
| Maddox, Will       | .202         | 36          | 104         | 10         | 21         | 3          | 1         | 1             | 6           | 7          | 20          | 4          | 2          |             |
| Maris III, Peter   | .222         | 43          | 135         | 14         | 30         | 7          | 2         | 1             | 13          | 8          | 27          | 3          | 1          |             |
| Marte, Hamlet      | .187         | 60          | 187         | 11         | 35         | 5          | 1         | 2             | 19          | 16         | 66          | 2          | 3          |             |
| McElroy, C.J.      | .189         | 14          | 53          | 6          | 10         | 1          | 1         | 0             | 2           | 6          | 14          | 6          | 1          |             |
| Michael, Levi      | .205         | 23          | 78          | 6          | 16         | 4          | 1         | 0             | 5           | 6          | 17          | 3          | 0          |             |
| Miller, Jalen      | .216         | 135         | 491         | 55         | 106        | 18         | 3         | 11            | 48          | 49         | 106         | 27         | 13         |             |
| Quinn, Heath       | .206         | 32          | 97          | 6          | 20         | 4          | 1         | 2             | 9           | 14         | 35          | 0          | 0          |             |
| Ramos, Heliot      | .242         | 25          | 95          | 13         | 23         | 6          | 1         | 3             | 15          | 10         | 33          | 2          | 3          |             |
| Riley, John        | .000         | 9           | 16          | 1          | 0          | 0          | 0         | 0             | 0           | 2          | 9           | 0          | 0          |             |
| Shaw, Chis         | .288         | 45          | 160         | 25         | 46         | 9          | 2         | 7             | 24          | 19         | 33          | 2          | 2          |             |
| Sivira, Anyesber   | .000         | 2           | 5           | 1          | 0          | 0          | 0         | 0             | 0           | 2          | 4           | 0          | 0          |             |
| Stassi, Brock      | .315         | 25          | 73          | 8          | 23         | 4          | 0         | 2             | 10          | 12         | 13          | 0          | 1          |             |
| Van Horn, Brandon  | .185         | 47          | 130         | 7          | 24         | 3          | 1         | 1             | 11          | 7          | 39          | 0          | 0          |             |
| Winn, Matt         | .122         | 35          | 90          | 9          | 11         | 3          | 1         | 1             | 5           | 16         | 36          | 0          | 0          |             |
| <b>TOTALS</b>      | <b>.219</b>  | <b>139</b>  | <b>4455</b> | <b>458</b> | <b>975</b> | <b>188</b> | <b>29</b> | <b>84</b>     | <b>430</b>  | <b>454</b> | <b>1225</b> | <b>130</b> | <b>76</b>  |             |
| PITCHER            | W-L          | ERA         | G           | GS         | CG         | SHO        | SV        | IP            | H           | R          | ER          | HR         | BB         | SO          |
| Abad, Fernando     | 1-0          | 0.00        | 3           | 0          | 0          | 0          | 0         | 6.0           | 3           | 0          | 0           | 0          | 1          | 6           |
| Adon, Melvin       | 2-6          | 2.60        | 36          | 0          | 0          | 0          | 14        | 45.0          | 38          | 20         | 13          | 2          | 26         | 59          |
| Baragar, Caleb     | 5-5          | 3.45        | 22          | 21         | 1          | 0          | 0         | 120.0         | 83          | 52         | 46          | 12         | 43         | 107         |
| Beachy, Brandon    | 3-6          | 5.80        | 11          | 10         | 0          | 0          | 0         | 49.2          | 51          | 33         | 32          | 4          | 19         | 47          |
| Cabrera, Sandro    | 0-1          | 8.59        | 5           | 1          | 0          | 0          | 0         | 7.1           | 9           | 7          | 2           | 3          | 11         |             |
| Callahan, Jamie    | 1-0          | 4.50        | 4           | 0          | 0          | 0          | 1         | 4.0           | 5           | 3          | 2           | 0          | 2          | 2           |
| Casad, Cooper      | 0-0          | 0.00        | 1           | 0          | 0          | 0          | 0         | 4.0           | 3           | 0          | 0           | 0          | 0          | 2           |
| Cyr, Tyler         | 0-0          | 2.05        | 37          | 0          | 0          | 0          | 5         | 48.1          | 34          | 18         | 11          | 1          | 22         | 57          |
| Davis, Dylan       | 0-0          | 0.00        | 1           | 0          | 0          | 0          | 0         | 2.0           | 0           | 0          | 0           | 0          | 0          | 1           |
| Gutierrez, Alfred  | 9-5          | 4.09        | 27          | 26         | 0          | 0          | 1         | 123.1         | 119         | 62         | 56          | 9          | 60         | 120         |
| Halstead, Ryan     | 3-6          | 3.53        | 33          | 6          | 0          | 0          | 0         | 63.2          | 54          | 30         | 25          | 2          | 19         | 53          |
| Hjelle, Sean       | 1-2          | 6.04        | 5           | 5          | 0          | 0          | 0         | 25.1          | 38          | 19         | 17          | 1          | 9          | 21          |
| Johnson, Chase     | 0-5          | 4.05        | 29          | 2          | 0          | 0          | 2         | 60.0          | 64          | 33         | 27          | 2          | 26         | 50          |
| Lawson, Brandon    | 5-9          | 3.70        | 24          | 24         | 0          | 0          | 0         | 129.0         | 137         | 70         | 53          | 8          | 47         | 83          |
| Lovegrove, Kieran  | 2-2          | 8.69        | 15          | 0          | 0          | 0          | 1         | 19.2          | 17          | 20         | 19          | 3          | 14         | 18          |
| Martinez, Rodolfo  | 0-2          | 5.94        | 14          | 0          | 0          | 0          | 2         | 16.2          | 26          | 14         | 11          | 1          | 14         | 16          |
| McNamara, Dillon   | 1-1          | 1.59        | 6           | 0          | 0          | 0          | 0         | 5.2           | 4           | 2          | 1           | 0          | 2          | 8           |
| Menez, Conner      | 3-3          | 2.72        | 11          | 11         | 0          | 0          | 0         | 59.2          | 37          | 22         | 18          | 5          | 20         | 70          |
| Moll, Sam          | 1-2          | 2.58        | 35          | 0          | 0          | 0          | 2         | 38.1          | 32          | 18         | 11          | 0          | 20         | 42          |
| Moore, Andrew      | 0-1          | 27.00       | 1           | 1          | 0          | 0          | 0         | 1.2           | 5           | 5          | 5           | 1          | 1          | 2           |
| Navas, Carlos      | 2-2          | 1.56        | 20          | 1          | 0          | 0          | 0         | 40.1          | 29          | 10         | 7           | 2          | 11         | 40          |
| Overton, Connor    | 3-0          | 3.62        | 14          | 0          | 0          | 0          | 0         | 27.1          | 33          | 16         | 11          | 3          | 11         | 25          |
| Quiala, Yoanys     | 0-0          | 1.13        | 2           | 1          | 0          | 0          | 0         | 8.0           | 5           | 1          | 1           | 0          | 3          | 7           |
| Riggs, Nolan       | 0-0          | 0.00        | 3           | 0          | 0          | 0          | 0         | 5.1           | 3           | 0          | 0           | 0          | 0          | 6           |
| Rubio, Frank       | 1-2          | 7.11        | 11          | 0          | 0          | 0          | 0         | 12.2          | 20          | 12         | 10          | 0          | 4          | 7           |
| Sampson, Kelvin    | 0-2          | 8.10        | 2           | 2          | 0          | 0          | 0         | 6.2           | 8           | 7          | 6           | 1          | 4          | 3           |
| Sano, Carlos       | 0-0          | 0.00        | 1           | 1          | 0          | 0          | 0         | 2.0           | 1           | 0          | 0           | 0          | 0          | 0           |
| Selman, Sam        | 0-0          | 0.00        | 4           | 0          | 0          | 0          | 0         | 7.0           | 3           | 1          | 0           | 0          | 1          | 13          |
| Simpson, Chase     | 1-3          | 2.45        | 23          | 0          | 0          | 0          | 0         | 29.1          | 14          | 10         | 8           | 1          | 18         | 41          |
| Van Gorp, Franklin | 0-1          | 9.00        | 2           | 0          | 0          | 0          | 0         | 5.0           | 5           | 5          | 5           | 0          | 2          | 9           |
| Vizcaino, Raffi    | 0-5          | 3.66        | 32          | 0          | 0          | 0          | 4         | 46.2          | 40          | 23         | 19          | 3          | 27         | 44          |
| Webb, Logan        | 1-4          | 2.18        | 8           | 7          | 0          | 0          | 0         | 41.1          | 41          | 21         | 10          | 2          | 12         | 47          |
| Williams, Garrett  | 7-8          | 3.60        | 29          | 20         | 0          | 0          | 0         | 110.0         | 88          | 50         | 44          | 6          | 61         | 108         |
| Winn, Matt         | 1-1          | 2.25        | 3           | 0          | 0          | 0          | 0         | 4.0           | 2           | 3          | 1           | 1          | 0          | 0           |
| Wolff, Sam         | 2-0          | 1.78        | 25          | 0          | 0          | 0          | 3         | 35.1          | 25          | 7          | 7           | 1          | 11         | 42          |
| <b>TOTALS</b>      | <b>55-84</b> | <b>3.58</b> | <b>139</b>  | <b>139</b> | <b>1</b>   | <b>8</b>   | <b>35</b> | <b>1210.1</b> | <b>1076</b> | <b>594</b> | <b>481</b>  | <b>73</b>  | <b>513</b> | <b>1167</b> |

ORGANIZATION

2021 FLYING SQUIRRELS

HISTORY & RECORDS

DOUBLE-A NORTHEAST

GIANTS ORGANIZATION

GENERAL INFORMATION





## FLYING SQUIRELS IN MLB

| PLAYER                  | RIC Debut | RIC Years         | MLB Debut | Teams   |
|-------------------------|-----------|-------------------|-----------|---|
| Darren Ford, OF         | 4/8/2010  | 2010-11, 2016     | 9/1/2010  | San Francisco (2010-11)   |
| Brandon Belt, 1B/OF     | 7/3/2010  | 2010              | 3/31/2011 | San Francisco (2011-20)   |
| Brandon Crawford, SS    | 4/8/2010  | 2010, 2017        | 5/27/2011 | San Francisco (2011-20)   |
| Henry Sosa, RHP         | 6/7/2011  | 2011              | 8/10/2011 | Houston (2011)  |
| Eric Surkamp, LHP       | 4/8/2011  | 2011              | 8/27/2011 | San Francisco (2011, '13), Chicago-AL (2014), Los Angeles-NL (2015), Oakland (2016)   |
| Dan Otero, RHP          | 4/8/2011  | 2011              | 4/7/2012  | San Francisco (2012), Oakland (2013-15), Cleveland (2016-19)                          |
| Charlie Culberson, INF  | 4/7/2011  | 2011              | 5/13/2012 | San Francisco (2012), Colorado (2013-14), Los Angeles-NL (2016-17), Atlanta (2019-20) |
| Ryan Verdugo, LHP       | 4/1/2011  | 2011              | 7/17/2012 | Kansas City (2012)  |
| Francisco Peguero, OF   | 6/23/2011 | 2011              | 8/25/2012 | San Francisco (2012-13)   |
| Thomas Neal, OF         | 4/8/2010  | 2010              | 9/2/2012  | Cleveland (2012), New York-AL (2013), Chicago-NL (2013)                               |
| Tyler Graham, OF        | 4/8/2010  | 2010, 2014        | 9/7/2012  | Arizona (2012)  |
| Nick Noonan, INF        | 4/8/2010  | 2010-11           | 4/3/2013  | San Francisco (2013, '15), San Diego (2016)   |
| Mike Kickham, LHP       | 4/9/2012  | 2012, 2016        | 5/28/2013 | San Francisco (2013-14), Boston (2020)  |
| Juan Perez, OF/INF      | 4/7/2011  | 2011-12           | 6/9/2013  | San Francisco (2013-15)   |
| Jake Dunning, RHP       | 4/5/2012  | 2012              | 6/16/2013 | San Francisco (2013-14)   |
| Roger Kieschnick, OF    | 4/8/2010  | 2010-11           | 7/31/2013 | San Francisco (2013), Arizona (2014)  |
| Heath Hembree, RHP      | 6/6/2011  | 2011              | 9/3/2013  | San Francisco (2013), Boston (2014-20), Philadelphia (2020)                           |
| Johnny Monell, C        | 4/7/2011  | 2011-12           | 9/5/2013  | San Francisco (2013), New York (2015)   |
| Ehire Adrianza, INF     | 4/5/2012  | 2012-13           | 9/8/2013  | San Francisco (2013-16), Minnesota (2017-20)  |
| Joe Panik, INF          | 4/4/2013  | 2013              | 6/21/2014 | San Francisco (2014-19), New York-NL (2019), Toronto (2020)                           |
| Adam Duvall, INF/OF     | 4/4/2013  | 2013              | 6/26/2014 | San Francisco (2014), Cincinnati (2015-18), Atlanta (2018-20)                         |
| Andrew Susac, C         | 4/4/2013  | 2013              | 7/26/2014 | San Francisco (2014-15), Milwaukee (2016-17), Baltimore (2018), Pittsburgh (2020)     |
| Matt Duffy, INF         | 4/3/2014  | 2014              | 8/1/2014  | San Francisco (2014-16), Tampa Bay (2016, '18-19)                                     |
| Jackson Williams, C     | 4/8/2010  | 2010-11, 2015     | 8/27/2014 | Colorado (2014), San Francisco (2015)   |
| Edwin Escobar, LHP      | 7/13/2013 | 2013              | 8/27/2014 | Boston (2014), Arizona (2016)   |
| Hunter Strickland, RHP  | 5/22/2014 | 2014              | 9/1/2014  | San Francisco (2014-18), Seattle (2019), Washington (2019), New York-NL (2020)        |
| Chris Dominguez, INF/OF | 6/6/2011  | 2011-12           | 9/3/2014  | San Francisco (2014), Cincinnati (2015)   |
| Gary Brown, OF/INF      | 4/5/2012  | 2012              | 9/3/2014  | San Francisco (2014)  |
| Brett Bochy, RHP        | 4/7/2012  | 2012              | 9/13/2014 | San Francisco (2014-15)   |
| Chris Heston, RHP       | 4/7/2012  | 2012, 2018        | 9/13/2014 | San Francisco (2014-16), Seattle (2017), Minnesota (2017)                             |
| Jarrett Parker, OF      | 4/4/2013  | 2013-14           | 6/13/2015 | San Francisco (2015-17), Los Angeles-AL (2019)  |
| Josh Osich, LHP         | 7/2/2013  | 2013-16           | 7/3/2015  | San Francisco (2015-18), Chicago-AL (2019), Boston (2020), Chicago-NL (2020)          |
| Ryan Lollis, OF/INF     | 9/2/2011  | 2011, '13-15, '17 | 7/4/2015  | San Francisco (2015)  |
| Kelby Tomlinson, INF    | 7/23/2013 | 2013-2015         | 8/3/2015  | San Francisco (2015-18)   |
| Cody Hall, RHP          | 6/30/2013 | 2013-14, 2017     | 9/3/2015  | San Francisco (2015), Miami (2016)  |
| Mac Williamson, OF      | 4/9/2015  | 2015              | 9/23/2015 | San Francisco (2015-19), Seattle (2019)   |
| Joe Biagini, RHP        | 4/13/2015 | 2015              | 4/8/2016  | Toronto (2016-19), Houston (2019-20)  |



|                       |           |              |           |  |
|-----------------------|-----------|--------------|-----------|--|
| Derek Law, RHP        | 4/5/2014  | 2014-15      | 4/15/2016 | San Francisco (2016-18), Toronto (2019)                                    |
| Steven Okert, LHP     | 6/14/2014 | 2014         | 4/19/2016 | San Francisco (2016-18)  |
| Tommy Joseph, 1B/C    | 4/5/2012  | 2012         | 5/13/2016 | Philadelphia (2016-17)   |
| Chris Stratton, RHP   | 7/30/2014 | 2014-15      | 5/30/2016 | San Francisco (2016-18), Los Angeles-AL (2019), Pittsburgh (2019-20)       |
| Adalberto Mejia, LHP  | 4/5/2015  | 2014,-2016   | 8/20/2016 | Minnesota (2016-19), St. Louis (2019), Los Angeles-AL (2019)               |
| Kelvin Marte, LHP     | 4/8/2014  | 2014-15      | 9/3/2016  | Pittsburgh (2016)  |
| Ty Blach, LHP         | 4/3/2014  | 2014         | 9/5/2016  | San Francisco (2016-19), Baltimore (2019)                                  |
| Jake Smith, RHP       | 4/15/2016 | 2016         | 9/7/2016  | San Diego (2016)   |
| Christian Arroyo, INF | 4/7/2016  | 2016         | 4/24/2017 | San Francisco (2017), Tampa Bay (2018-19), Cleveland (2020), Boston (2020) |
| Austin Slater, OF/INF | 6/26/2015 | 2015-16      | 6/2/2017  | San Francisco (2017-20)  |
| Kyle Crick, RHP       | 4/6/2014  | 2014-16      | 6/22/2017 | San Francisco (2017), Pittsburgh Pirates (2018-20)                         |
| Ryder Jones, INF      | 4/7/2016  | 2016, 2019   | 6/24/2017 | San Francisco (2017-18)  |
| Dan Slania, RHP       | 8/5/2014  | 2014, '16-18 | 6/30/2017 | San Francisco (2017)   |
| Miguel Gomez, INF     | 4/6/2017  | 2017-18      | 6/30/2017 | San Francisco (2017-18)  |
| Carlos Moncrief, OF   | 4/7/2016  | 2016         | 7/29/2017 | San Francisco (2017)   |
| Fabio Castillo, RHP   | 4/4/2013  | 2013         | 9/2/2017  | Los Angeles-NL (2017)  |
| Reyes Moronta, RHP    | 4/8/2017  | 2017         | 9/5/2017  | San Francisco (2017-19)  |
| Tyler Beede, RHP      | 6/5/2015  | 2015-16      | 4/10/2018 | San Francisco (2018-19)  |
| Andre Suarez, LHP     | 5/12/2016 | 2016-17      | 4/11/2018 | San Francisco (2018-20)  |
| D.J. Snelten, LHP     | 4/8/2017  | 2017         | 4/28/2018 | San Francisco (2018)   |
| Steven Duggar, OF     | 6/30/2016 | 2016         | 7/8/2018  | San Francisco (2018-20)  |
| Ray Black, RHP        | 4/9/2016  | 2016, '18    | 7/8/2018  | San Francisco (2018-19), Milwaukee (2019-20)                               |
| Chris Shaw, 1B/OF     | 6/30/2016 | 2016-17, '19 | 8/31/2018 | San Francisco (2018-19)  |
| Aramis Garcia, C/1B   | 8/2/2017  | 2017-18      | 8/31/2018 | San Francisco (2018-19)  |
| Shaun Anderson, RHP   | 4/6/2018  | 2018         | 5/15/2019 | San Francisco (2019-20)  |
| Sam Coonrod, RHP      | 6/18/2016 | 2016-17      | 5/26/2019 | San Francisco (2019-20)  |
| Conner Menez, LHP     | 6/16/2018 | 2018-19      | 7/21/2019 | San Francisco (2019-20)  |
| Sam Selman, LHP       | 4/7/2019  | 2019         | 8/1/2019  | San Francisco (2019-20)  |
| Logan Webb, RHP       | 8/5/2018  | 2018-19      | 8/17/2019 | San Francisco (2019-20)  |
| Tyler Rogers, RHP     | 4/9/2015  | 2015-16      | 8/27/2019 | San Francisco (2019-20)  |
| Caleb Baragar, LHP    | 5/10/2019 | 2019         | 7/25/2020 | San Francisco (2020)   |
| Joey Bart, C          | 8/9/2019  | 2019         | 8/20/2020 | San Francisco (2020)   |





# ALL-TIME ROSTER (ALPHABETICAL)

## A

|                                      |                |
|--------------------------------------|----------------|
| <b>ABAD, Fernando (RHP)+++</b> ..... | <b>2019</b>    |
| ADON, Melvin (RHP).....              | 2019           |
| <b>ADRIANZA, Ehire (SS)</b> .....    | <b>2012-13</b> |
| ALVARADO, Carlos (RHP).....          | 2014, 2016-17  |
| AMBORT, Michael (1B).....            | 2010           |
| AMION, Richard (INF).....            | 2016           |
| ANDERS, Luke (1B/DH).....            | 2012           |
| <b>ANDERSON, Shaun (RHP)</b> .....   | <b>2018</b>    |
| ARENADO, Jonah (3B).....             | 2018-19        |
| ARNOLD, Jeff (C).....                | 2014, 2016-18  |
| <b>ARROYO, Christian (INF)</b> ..... | <b>2016</b>    |
| AUSTIN, Brett (C).....               | 2019           |

## B

|  |                   |
|--|-------------------|
| <b>BALESTER, Collin (RHP)+++</b> ..... | <b>2017</b>       |
| BANDILLA, Bryce (LHP).....             | 2014              |
| <b>BARAGAR, Caleb (LHP)</b> .....      | <b>2019</b>       |
| <b>BART, Joey (C)</b> .....            | <b>2019</b>       |
| <b>BEACHY, Brandon (RHP)+++</b> .....  | <b>2019</b>       |
| <b>BEEDE, Tyler (RHP)</b> .....        | <b>2015-16</b>    |
| BEDNAR, Brandon (INF).....             | 2016-17           |
| <b>BELT, Brandon (1B/OF)</b> .....     | <b>2010</b>       |
| <b>BELTRE, Engel (OF)+++</b> .....     | <b>2015</b>       |
| BENNETT, T.J. (1B).....                | 2016-17           |
| <b>BIAGINI, Joe (RHP)</b> .....        | <b>2015</b>       |
| BIERY, Drew (1B).....                  | 2011              |
| BLAIR, Elliott (OF).....               | 2014              |
| <b>BLACH, Ty (LHP)</b> .....           | <b>2014</b>       |
| <b>BLACK, Ray (RHP)</b> .....          | <b>2016, 2018</b> |
| <b>BLACK, Vic (RHP)+++</b> .....       | <b>2017</b>       |
| BLACKBURN, Clayton (RHP).....          | 2014              |
| <b>BOCHY, Brett (RHP)</b> .....        | <b>2012</b>       |
| BOND, Brock (INF).....                 | 2010              |
| BOWLIN, Drew (RHP).....                | 2011, 2013        |
| BOYER, Brad (INF).....                 | 2010              |
| BRADLEY, Ryan (LHP).....               | 2013-14           |
| <b>BROWN, Gary (OF)</b> .....          | <b>2012</b>       |
| BROWN, Tyler (2B).....                 | 2018              |
| BRUSA, Gio (1B).....                   | 2019              |

## C

|                                  |               |
|----------------------------------|---------------|
| CABRERA, Sandro (LHP).....       | 2019          |
| CABRERA, Yordy (RHP).....        | 2017          |
| <b>CAIN, Matt (RHP)+++</b> ..... | <b>2015</b>   |
| CALLAHAN, Jamie (RHP).....       | 2019          |
| CAMARENA, Daniel (LHP).....      | 2018          |
| CARBONELL, Daniel (OF).....      | 2015, 2017-18 |

|  |                     |
|--|---------------------|
| <b>CARIGNAN, Andrew (RHP)+++</b> .....   | <b>2014</b>         |
| CASAD, Cooper (RHP).....                 | 2019                |
| CASILLA, Jose (RHP).....                 | 2014, 2015-16       |
| CASTILLO, Ali (INF).....                 | 2016-18             |
| <b>CASTILLO, Fabio (RHP)</b> .....       | <b>2013</b>         |
| CAVAN, Ryan (2B).....                    | 2012                |
| <b>CHRISTIAN, Justin (OF)+++</b> .....   | <b>2011</b>         |
| <b>CLAIBORNE, Preston (RHP)+++</b> ..... | <b>2016</b>         |
| CIRIACO, Juan (INF).....                 | 2010, 2012-13, 2015 |
| CLARK, Craig (LHP).....                  | 2010                |
| COLE, Hunter (OF).....                   | 2015-17             |
| <b>COONROD, Sam (RHP)</b> .....          | <b>2016-17</b>      |
| CONNELLY, Mike (RHP).....                | 2018                |
| CORREA, Hector (RHP).....                | 2011                |
| COVA, Rafael (RHP).....                  | 2010                |
| <b>CRAWFORD, Brandon (SS)</b> .....      | <b>2010, 2017</b>   |
| <b>CRICK, Kyle (RHP)</b> .....           | <b>2014-16</b>      |
| <b>CULBERSON, Charlie (2B)</b> .....     | <b>2011</b>         |
| CYR, Tyler (RHP).....                    | 2017-19             |

## D

|                                       |                |
|---------------------------------------|----------------|
| D'ALESSIO, Andy (1B).....             | 2010           |
| DAVIS, Dylan (OF/RHP).....            | 2017-19        |
| DELFINO, Mitch (3B).....              | 2015           |
| DIAZ, Carlos (LHP).....               | 2015, 2018     |
| DOBSON, Dillon (OF).....              | 2018           |
| <b>DOMINGUEZ, Chris (3B/OF)</b> ..... | <b>2011-12</b> |
| DOWDY, Justin (LHP).....              | 2011           |
| <b>DUFFY, Matt (SS)</b> .....         | <b>2014</b>    |
| <b>DUGGAR, Steven (OF)</b> .....      | <b>2016</b>    |
| <b>DUNNING, Jake (RHP)</b> .....      | <b>2012</b>    |
| DUNNINGTON, Jacob (RHP).....          | 2012           |
| <b>DUVALL, Adam (3B)</b> .....        | <b>2013</b>    |

## E

|                                   |             |
|-----------------------------------|-------------|
| <b>ESCOBAR, Edwin (LHP)</b> ..... | <b>2013</b> |
| ESCHLEMAN, John (INF/OF).....     | 2012        |

## F

|                                |                      |
|--------------------------------|----------------------|
| FAIRLEY, Wendell (OF).....     | 2011-12              |
| FARGAS, Johneshwy (OF).....    | 2019                 |
| FITZGERALD, Justin (RHP).....  | 2011-13              |
| FLEET, Austin (RHP).....       | 2011-12, 2014        |
| FLORES, Jose (INF/OF).....     | 2011-12              |
| FLORES, Jose (RHP).....        | 2017-18              |
| <b>FORD, Darren (OF)</b> ..... | <b>2010-11, 2016</b> |
| FREEMAN, Ronnie (C).....       | 2018                 |



## G

|                                      |                   |
|--------------------------------------|-------------------|
| GAGE, Matt (LHP).....                | 2015-18           |
| GALINDO, Jesus (OF).....             | 2015              |
| <b>GARCIA, Aramis (C).....</b>       | <b>2017-18</b>    |
| GARCIA, Carlos (INF/OF).....         | 2017              |
| GARDECK, Ian (RHP).....              | 2018              |
| <b>GILLASPIE, Conor (3B)+++.....</b> | <b>2010</b>       |
| <b>GINDL, Caleb (OF)+++.....</b>     | <b>2017-18</b>    |
| <b>GOMEZ, Miguel (2B).....</b>       | <b>2017-18</b>    |
| GLOOR, Chris (LHP).....              | 2012-13           |
| <b>GRAHAM, Tyler (OF).....</b>       | <b>2010, 2014</b> |
| GREGORIO, Joan (RHP).....            | 2015-16           |
| GUTIERREZ, Alfred (RHP).....         | 2019              |

## H

|                                      |                      |
|--------------------------------------|----------------------|
| <b>HALL, Cody (RHP).....</b>         | <b>2013-14, 2017</b> |
| HALSTEAD, Ryan (RHP).....            | 2017-19              |
| HARRIS, Devin (OF).....              | 2014-15              |
| <b>HEATHCOTT, Slade (OF)+++.....</b> | <b>2017</b>          |
| <b>HEMBREE, Heath (RHP).....</b>     | <b>2011</b>          |
| HERB, Tyler (RHP).....               | 2017                 |
| HERRERA, Javier (OF).....            | 2013, 2015           |
| <b>HESTON, Chris (RHP).....</b>      | <b>2012, 2018</b>    |
| HEYWARD, Jacob (OF).....             | 2019                 |
| HILL, Nick (OF).....                 | 2018                 |
| <b>HILL, Taylor (RHP)+++.....</b>    | <b>2018</b>          |
| HINOJOSA, C.J. (SS).....             | 2016-18              |
| <b>HINSHAW, Alex (LHP)+++.....</b>   | <b>2011</b>          |
| HJELLE, Sean (RHP).....              | 2019                 |
| HOBSON, K.C. (INF/OF).....           | 2017-18              |
| HODGES, Wes (1B).....                | 2011-12              |
| HORAN, Tyler (OF).....               | 2016-17              |
| HOUCHINS, Zach (INF/OF).....         | 2019                 |
| HOWARD, Ryan (OF).....               | 2018-19              |

## J

|                                  |                  |
|----------------------------------|------------------|
| JAVIER, Omar (RHP).....          | 2013             |
| JEBAVY, Ronnie (OF).....         | 2018             |
| JHANG, Jin-De (C).....           | 2019             |
| JOHNSON, Bryce (OF).....         | 2019             |
| JOHNSON, Chase (RHP).....        | 2015-16, '18-19  |
| JOHNSON, Jordan (RHP).....       | 2017-18          |
| JOHNSON, Stephen (RHP).....      | 2015, 2017       |
| JONES, Christian (LHP).....      | 2016-17          |
| <b>JONES, Ryder (1B/3B).....</b> | <b>2016, '19</b> |
| <b>JOSEPH, Tommy (C).....</b>    | <b>2012</b>      |

## K

|                                    |                   |
|------------------------------------|-------------------|
| <b>KICKHAM, Mike (LHP).....</b>    | <b>2012, 2016</b> |
| <b>KIESCHNICK, Roger (OF).....</b> | <b>2010-11</b>    |
| KLIMAS, Matt (C).....              | 2010              |
| KNIGHT, Dusten (RHP).....          | 2018              |
| KRILL, Brett (OF).....             | 2013-14           |
| <b>KOSHANSKY, Joe (1B)+++.....</b> | <b>2011</b>       |

## L

|                                 |                            |
|---------------------------------|----------------------------|
| LaMARCHE, Will (RHP).....       | 2018                       |
| LANNOO, Peter (RHP).....        | 2018                       |
| LARA, Braulio (LHP).....        | 2015                       |
| <b>LAW, Derek (RHP).....</b>    | <b>2014-15</b>             |
| LAWSON, Brandon (RHP).....      | 2019                       |
| LAYER, Jose (OF).....           | 2019                       |
| LA TORRE, Tyler (C).....        | 2010, 2013-14              |
| <b>LERUD, Steve (C)+++.....</b> | <b>2016</b>                |
| LILES, Nick (OF).....           | 2012                       |
| LIPKA, Matt (OF).....           | 2018                       |
| LISSION, Mario (3B).....        | 2014                       |
| LIVELY, Mitch (RHP).....        | 2010-11                    |
| LOFGREN, Chuck (LHP).....       | 2011                       |
| <b>LOLLIS, Ryan (OF).....</b>   | <b>2011, 2013-15, 2017</b> |
| LORMAND, Ryan (INF).....        | 2010-11                    |
| LOVEGROVE, Kieran (RHP).....    | 2019                       |
| LOWENSTEIN, Aaron (C).....      | 2010-11                    |
| LUJAN, Matthew (LHP).....       | 2015, 2017                 |

## M

|  |                |
|--|----------------|
| MacDONALD, Mike (RHP).....             | 2010           |
| MADAY, Daryl (RHP).....                | 2010-13        |
| MADDOX, Will (INF).....                | 2019           |
| MAIN, Michael (RHP).....               | 2010           |
| MARIS, Peter (INF).....                | 2019           |
| MARTE, Hamlet (C).....                 | 2019           |
| <b>MARTE, Kelvin (LHP).....</b>        | <b>2014-15</b> |
| MARTIN, Adrian (RHP).....              | 2010           |
| MARTIN, Jarret (LHP).....              | 2017           |
| MARTINEZ-ESTEVE, Eddy (OF).....        | 2010           |
| MARTINEZ, Rodolfo (RHP).....           | 2016-17, '19   |
| <b>MATOS, Osiris (RHP)+++.....</b>     | <b>2011</b>    |
| MAYORA, Daniel (3B).....               | 2012           |
| McBRYDE, Mike (OF).....                | 2011           |
| McCASLAND, Jake (RHP).....             | 2018           |
| McCORMICK, Phil (LHP).....             | 2013-16        |
| McElroy, C.J. (OF).....                | 2019           |
| McNAMARA, Dillon (RHP).....            | 2017-19        |
| <b>MEJIA, Adalberto (LHP).....</b>     | <b>2014-16</b> |
| MENEZ, Conner (LHP).....               | 2018-19        |
| MICHAEL, Levi (INF/OF).....            | 2019           |
| MILLER, Blake (2B).....                | 2014-15        |
| MILLER, Jalen (2B).....                | 2019           |
| MINICOZZI, Mark (INF/OF).....          | 2012-13        |
| <b>MITCHELL, Russ (INF/OF)+++.....</b> | <b>2012</b>    |
| MIXON, David (RHP).....                | 2010-11        |
| MIZENKO, Tyler (RHP).....              | 2015-16        |
| MOLINA, Nestor (RHP).....              | 2016           |
| <b>MOLL, Sam (LHP)+++.....</b>         | <b>2019</b>    |
| <b>MOORE, Andrew (RHP)+++.....</b>     | <b>2019</b>    |
| MOSS, Brad (C).....                    | 2013           |
| <b>MONCRIEF, Carlos (OF).....</b>      | <b>2016</b>    |
| <b>MONELL, Johnny (C).....</b>         | <b>2011-12</b> |
| MORENO, Rando (SS).....                | 2015-17        |
| MORONTA, Reyes (RHP).....              | 2017           |



## N

|                                      |                |
|--------------------------------------|----------------|
| NAVARRO, Jesus (C).....              | 2013           |
| NAVAS, Carlos (RHP).....             | 2019           |
| <b>NATHAN, Joe (RHP)+++</b> .....    | <b>2016</b>    |
| NEAL, Thomas (OF).....               | <b>2010</b>    |
| <b>NOONAN, Nick (2B)</b> .....       | <b>2010-11</b> |
| <b>NUNEZ, Eduardo (INF)+++</b> ..... | <b>2017</b>    |

## O

|                                   |                |
|-----------------------------------|----------------|
| <b>OKERT, Stephen (LHP)</b> ..... | <b>2014</b>    |
| OROPESA, Ricky (1B).....          | 2013-16        |
| <b>OSICH, Josh (LHP)</b> .....    | <b>2013-16</b> |
| <b>OTERO, Dan (RHP)</b> .....     | <b>2011</b>    |
| OVERTON, Connor (RHP).....        | 2018-19        |

## P

|                                      |                |
|--------------------------------------|----------------|
| <b>PANIK, Joe (INF)</b> .....        | <b>2013</b>    |
| <b>PARKER, Jarrett (OF)</b> .....    | <b>2013-14</b> |
| PARRA, Olbis (RHP).....              | 2018           |
| <b>PEGUERO, Francisco (OF)</b> ..... | <b>2011</b>    |
| <b>PEREZ, Juan (OF)</b> .....        | <b>2011-12</b> |
| <b>PENA JR., Tony (RHP)+++</b> ..... | <b>2010</b>    |
| PINO, Luis (RHP).....                | 2017           |
| POLONIUS, John (SS).....             | 2016, 2018     |

## Q

|                             |         |
|-----------------------------|---------|
| QUIALA, Yoanys (RHP).....   | 2019    |
| QUINN, Heath (OF).....      | 2019    |
| QUINOWSKI, David (LHP)..... | 2010-11 |
| QUIRARTE, Edwin (RHP).....  | 2011-15 |

## R

|                                      |                |
|--------------------------------------|----------------|
| RAMOS, Heliot (OF).....              | 2019           |
| RAY, Ronnie (RHP).....               | 2010-11        |
| REED, Nate (LHP).....                | 2017           |
| REICHARD, Andy (RHP).....            | 2012           |
| RELAFORD, Travious (INF).....        | 2013           |
| <b>REYNOLDS, Matt (LHP)+++</b> ..... | <b>2016</b>    |
| RHEAULT, Dylan (RHP).....            | 2018           |
| RIGGS, Nolan (RHP).....              | 2018-19        |
| RILEY, John (C).....                 | 2018-19        |
| RODRIGUEZ, Luigi (OF).....           | 2018           |
| RODRIGUEZ, Pedro (RHP).....          | 2015-16        |
| RODRIGUEZ, Wilmin (LHP).....         | 2010-11        |
| ROGERS, Taylor (RHP).....            | 2013           |
| <b>ROGERS, Tyler (RHP)</b> .....     | <b>2015-16</b> |
| ROJAS, Nestor (C).....               | 2010           |
| ROMERO, Felix (RHP).....             | 2010           |
| RONICK, Ari (LHP).....               | 2012           |
| <b>ROSIN, Seth (RHP)+++</b> .....    | <b>2017</b>    |
| RUBIO, Frank (RHP).....              | 2018-19        |
| RUOTOLO, Pat (RHP).....              | 2018           |

## S

|  |                      |
|--|----------------------|
| <b>SAMARDZIJA, Jeff (RHP)+++</b> ..... | <b>2018</b>          |
| <b>SAMPSON, Keyvius (RHP)+++</b> ..... | <b>2019</b>          |
| <b>SANDS, Jerry (OF/1B)+++</b> .....   | <b>2017-18</b>       |
| SANO, Carlos (RHP).....                | 2019                 |
| SCHOOP, Sharlon (INF).....             | 2010-11              |
| SCHRODER, Myles (INF).....             | 2014-17              |
| SCHUMER, Justin (RHP).....             | 2011                 |
| <b>SELMAN, Sam (LHP)</b> .....         | <b>2019</b>          |
| <b>SHAW, Chris (1B)</b> .....          | <b>2016-17, '19</b>  |
| SHUMAN, Scott (RHP).....               | 2013                 |
| SIM, Eric (C).....                     | 2014                 |
| SIMPSON, Caleb (RHP).....              | 2018-19              |
| <b>SISCO, Andy (LHP)+++</b> .....      | <b>2010</b>          |
| SIVIRA, Anyesber (INF).....            | 2019                 |
| <b>SLANIA, Dan (RHP)</b> .....         | <b>2014, 2016-18</b> |
| <b>SLATER, Austin (INF/OF)</b> .....   | <b>2015-16</b>       |
| <b>SMITH, Jake (RHP)</b> .....         | <b>2016</b>          |
| <b>SNELTON, D.J. (LHP)</b> .....       | <b>2017</b>          |
| SNODGRASS, Jack (LHP).....             | 2013-15              |
| <b>SOSA, Henry (RHP)</b> .....         | <b>2011</b>          |
| SONABEND, Adam (C).....                | 2015, 2017           |
| <b>STASSI, Brock (1B)+++</b> .....     | <b>2019</b>          |
| STEVENS, Jake (LHP).....               | 2010                 |
| STEVENSON, Jason (LHP).....            | 2011-12              |
| STOFFEL, Jason (RHP).....              | 2011                 |
| <b>STRATTON, Chris (RHP)</b> .....     | <b>2014-15</b>       |
| <b>STRICKLAND, Hunter (RHP)</b> .....  | <b>2014</b>          |
| STROMSMOE, Skylar (INF/OF).....        | 2010-11, 2013-15     |
| <b>SUAREZ, Andrew (LHP)</b> .....      | <b>2016-17</b>       |
| <b>SUSAC, Andrew (C)</b> .....         | <b>2013</b>          |
| <b>SURKAMP, Eric (LHP)</b> .....       | <b>2011</b>          |

## T

|                                     |                |
|-------------------------------------|----------------|
| TANNER, Clayton (LHP).....          | 2010-11        |
| TAYLOR, Cory (RHP).....             | 2016-18        |
| TELLER, Carlos (LHP).....           | 2013           |
| TIMPNER, Clay (OF).....             | 2010           |
| <b>TOMLINSON, Kelby (INF)</b> ..... | <b>2013-15</b> |
| TURPEN, Daniel (RHP).....           | 2010           |
| TURNER, Ben (C).....                | 2016           |

## V

|                                       |             |
|---------------------------------------|-------------|
| VALDEZ, Jose (RHP).....               | 2013        |
| VAN GURP, Franklin (RHP).....         | 2018-19     |
| VAN HORN, Brandon (INF).....          | 2019        |
| <b>VERDUGO, Ryan (LHP)</b> .....      | <b>2011</b> |
| VESELLA, Tom (LHP).....               | 2011-13     |
| VILLALONA, Angel (1B).....            | 2013-16     |
| VIZCAINO, Raffi (RHP).....            | 2019        |
| <b>VOGELSONG, Ryan (RHP)+++</b> ..... | <b>2013</b> |

## W

|                                |                |
|--------------------------------|----------------|
| WAGNER, Mark (C).....          | 2013           |
| <b>WEBB, Logan (RHP)</b> ..... | <b>2018-19</b> |
| WEEKS, Joel (INF/OF).....      | 2011-12        |



|                                   |                      |
|-----------------------------------|----------------------|
| WESTCOTT, Craig (RHP).....        | 2010, 2012-13        |
| WHITAKER, Craig (RHP).....        | 2010                 |
| WILLIAMS, Garrett (LHP).....      | 2018-19              |
| <b>WILLIAMS, Jackson (C).....</b> | <b>2010-11, 2015</b> |
| <b>WILLIAMSON, Mac (OF).....</b>  | <b>2015</b>          |
| WILSON, Chris (RHP).....          | 2012                 |
| WINN, Matt (C).....               | 2016-19              |
| WOLFF, Sam (RHP).....             | 2018-19              |

## Y

|                       |      |
|-----------------------|------|
| YOUNG, Pat (RHP)..... | 2017 |
|-----------------------|------|

## Z

|                            |         |
|----------------------------|---------|
| ZAMBRANO, Eliezer (C)..... | 2010-17 |
|----------------------------|---------|

## MANAGERS & COACHES

|   |            |
|---|------------|
| ALGUACIL, Jose (Manager).....                 | 2015       |
| BORG, Hector (Coach).....                     | 2016       |
| CRAM, Jerry (Coach).....                      | 2014       |
| DISHMAN, Glenn (Pitching Coach).....          | 2018-19    |
| GRIMSLEY, Ross (Pitching Coach).....          | 2010-14    |
| HAINES, Kyle (Manager).....                   | 2017       |
| HARRIS, Willie (Manager).....                 | 2018-19    |
| JOYCE, Ken (Hitting Coach).....               | 2011-15    |
| KLING, Steve (Pitching Coach).....            | 2015-17    |
| MACHEMER, Dave (Manager).....                 | 2011-13    |
| MORALES, Francisco (Hitting Coach).....       | 2018-19    |
| MORMAN, Russ (Hitting/Manager).....           | 2010, 2014 |
| NAVA, Lipso (Hitting Coach, Fund. Coach)..... | 2017, '19  |
| OJEDA, Miguel (Manager).....                  | 2016       |
| SKEELS, Andy (Manager).....                   | 2010       |
| ZAMBRANO, Eliezer (Bullpen Coach).....        | 2018-19    |

## TRAINING STAFF

|  |           |
|--|-----------|
| BOSE, Jim (Strength & Conditioning).....         | 2012      |
| GETSOFF, David (Athletic Trainer).....           | 2014-16   |
| GONZALEZ, Abe (Strength & Conditioning).....     | 2010      |
| HAVIG, Garrett (Athletic Trainer).....           | 2017, '19 |
| KING, Andy (Strength & Conditioning).....        | 2017      |
| LAWSON, Brad (Strength & Conditioning).....      | 2013      |
| LIDGE, Mike (Strength & Conditioning).....       | 2016      |
| MEDICI, Jon (Strength & Conditioning).....       | 2018-19   |
| ORTEGA, Eric (Athletic Trainer).....             | 2010-11   |
| PETRA, L.J. (Athletic Trainer).....              | 2012-13   |
| SATO, Hiro (Athletic Trainer).....               | 2018      |
| SHERRILL, Garrett (Strength & Conditioning)..... | 2011      |
| VISH, Adam (Strength & Conditioning).....        | 2014      |

**Bold** - Reached Major Leagues

+++ - Played in MLB before first appearance with Richmond

ORGANIZATION

2021 FLYING SQUIRRELS

HISTORY & RECORDS

DOUBLE-A NORTHEAST

GIANTS ORGANIZATION

GENERAL INFORMATION





# SEASON TEAM FRANCHISE RECORDS

## SEASON TEAM GENERAL RECORDS

|  |  |
|--|--|
| Most Wins .....                                    | 79 (2014)  |
| Most Losses .....                                  | 84 (2019)  |
| Highest Winning Percentage .....                   | .556 (2014)  |
| Lowest Winning Percentage .....                    | .396 (2019)  |
| Most Home Wins .....                               | 45 (2011)  |
| Most Home Losses .....                             | 46 (2019)  |
| Most Road Wins .....                               | 37 (2014)  |
| Most Road Losses .....                             | 43 (2016)  |
| Best Division Record .....                         | 48-32 / .600 (2014)  |
| Most Wins, Month .....                             | 19, 3x (June 2014, May 2015, July 2011)                          |
| Most Losses, Month .....                           | 20 (May 2017)  |
| Most Wins vs. One Club, Season .....               | 16 vs. Bowie (2010)  |
| Most Losses vs. One Club, Season .....             | 16, 3x, vs. Altoona (2010), vs. Bowie (2011), vs. Altoona (2016) |
| High Winning % vs. Western Division Opponent ..... | .900 (9-1) vs. Akron (2015)                                      |
| Low Winning % vs. Western Division Opponent .....  | .263 (5-14) vs. Harrisburg (2018)                                |
| Longest Winning Streak .....                       | 7 games, 2x (4/27/10-5/3/10, 6/20/14-6/26/14)                    |
| Longest Losing Streak .....                        | 15 games (4/15/15-5/3/15)  |
| Most Consecutive Wins to Begin a Season .....      | 3 (2019)   |
| Most Consecutive Losses to Begin a Season .....    | 3, 2x (2012, 2016)   |
| Most Consecutive Games Without an Error .....      | 7 (7/8/10-7/17/10)   |
| Most Consecutive Games With an Error .....         | 10 (many times, last - 5/23/11-6/1/11)                           |
| Most Players Used .....                            | 60, 2x (2018, 2019)  |
| Fewest Players Used .....                          | 37 (2012)  |
| Most Pitcher Used .....                            | 35 (2018)  |
| Fewest Pitchers Used .....                         | 18 (2012)  |
| Most Extra-Inning Games .....                      | 22 (2019)  |
| Most Extra-Inning Wins .....                       | 13 (2012)  |
| Most Extra-Inning Losses .....                     | 14 (2019)  |
| Most 1-0 Games Won .....                           | 6 (2012)   |
| Most 1-0 Games Lost .....                          | 4 (2017)   |
| Most Consecutive 1-0 Wins .....                    | 2 (4/17/18-4/18/18)  |
| Most Games, 10 or more runs scored .....           | 10 (2013)  |
| Most Games, 10 or more runs allowed .....          | 14 (2013)  |
| Most Games Over .500 .....                         | 23, 2x (64-41, 67-55 - 2014)                                     |
| Most Games Under .500 .....                        | 35 (48-83, 8/25/19)  |

## SEASON TEAM BATTING RECORDS

|  |                      |
|--|----------------------|
| Highest Batting Average .....            | .257 (2016)          |
| Lowest Batting Average .....             | .219 (2019)          |
| Most At-Bats .....                       | 4,764 (2010)         |
| Most Runs Scored .....                   | 611 (2013)           |
| Fewest Runs Scored .....                 | 458 (2019)           |
| Most Hits .....                          | 1,217 (2016)         |
| Fewest Hits .....                        | 1,056 (2018)         |
| Most Doubles .....                       | 243, 2x (2013, 2016) |
| Fewest Doubles .....                     | 188 (2019)           |
| Most Triples .....                       | 47 (2010)            |
| Fewest Triples .....                     | 19, 2x (2012, 2013)  |
| Most Home Runs .....                     | 109 (2013)           |
| Fewest Home Runs .....                   | 61 (2015)            |
| Most Grand Slams .....                   | 3, 2x (2013, 2016)   |
| Most Players, 10 or More Home Runs ..... | 5 (2013)             |
| Most RBI .....                           | 577 (2013)           |
| Fewest RBI .....                         | 430 (2019)           |
| Most Total Bases .....                   | 1,772 (2013)         |
| Fewest Total Bases .....                 | 1,473 (2019)         |
| Most Base on Balls .....                 | 510 (2014)           |
| Fewest Base on Balls .....               | 333 (2015)           |
| Most Intentional Walks .....             | 18 (2011)            |
| Fewest Intentional Walks .....           | 8 (2016)             |
| Most Strikeouts .....                    | 1,225 (2019)         |
| Fewest Strikeouts .....                  | 957 (2012)           |
| Most Stolen Bases .....                  | 168 (2014)           |
| Fewest Stolen Bases .....                | 41 (2017)            |
| Most Caught Stealing .....               | 76 (2019)            |
| Fewest Caught Stealing .....             | 31 (2017)            |

ORGANIZATION

2021 FLYING SQUIRRELS

HISTORY & RECORDS

DOUBLE-A NORTHEAST

GIANTS ORGANIZATION

GENERAL INFORMATION





### SEASON TEAM BATTING RECORDS (CONT.)

|                                     |             |
|-------------------------------------|-------------|
| Highest Stolen Base Percentage..... | 76% (2014)  |
| Lowest Stolen Base Percentage.....  | 62% (2012)  |
| Highest On-Base Percentage.....     | .333 (2013) |
| Lowest On-Base Percentage.....      | .296 (2019) |
| Highest Slugging Percentage.....    | .383 (2013) |
| Lowest Slugging Percentage.....     | .331 (2019) |
| Highest OPS.....                    | .716 (2013) |
| Lowest OPS.....                     | .627 (2019) |
| Most Sacrifice Flies.....           | 49 (2012)   |
| Fewest Sacrifice Flies.....         | 33 (2015)   |
| Most Sacrifice Hits.....            | 62 (2015)   |
| Fewest Sacrifice Hits.....          | 32 (2018)   |
| Most Batters Hit by Pitch.....      | .79 (2014)  |
| Fewest Batters Hit by Pitch.....    | .33 (2018)  |
| Most Double Plays.....              | 131 (2012)  |
| Fewest Double Plays.....            | 65 (2019)   |
| Most Times Shut Out.....            | 18 (2019)   |
| Fewest Times Shut Out.....          | 6 (2016)    |

### SEASON TEAM PITCHING RECORDS

|                                      |                          |
|--------------------------------------|--------------------------|
| Lowest ERA.....                      | 3.12 (2015)              |
| Highest ERA.....                     | 4.13 (2013)              |
| Most Complete Games.....             | 5 (2017)                 |
| Fewest Complete Games.....           | 1, 3x (2013, 2015, 2019) |
| Most Shutouts.....                   | 15, 2x (2012, 2013)      |
| Fewest Shutouts.....                 | 5 (2018)                 |
| Most Saves.....                      | 46 (2015)                |
| Fewest Saves.....                    | 29 (2017)                |
| Most Save Opportunities.....         | 66 (2015)                |
| Fewest Save Opportunities.....       | 48 (2017)                |
| Most Innings Pitched.....            | 1,253.2 (2010)           |
| Fewest Innings Pitched.....          | 1,173.0 (2018)           |
| Most Hits Allowed.....               | 1,227 (2010)             |
| Fewest Hits Allowed.....             | 1,076 (2019)             |
| Most Runs Allowed.....               | 661 (2013)               |
| Fewest Runs Allowed.....             | 488 (2015)               |
| Most Earned Runs Allowed.....        | 585 (2013)               |
| Fewest Earned Runs Allowed.....      | 426 (2015)               |
| Most Home Runs Allowed.....          | 96 (2017)                |
| Fewest Home Runs Allowed.....        | 52 (2015)                |
| Most Hit by Pitch.....               | 65 (2019)                |
| Fewest Hit by Pitch.....             | 42 (2012)                |
| Most Intentional Walks Issued.....   | 27 (2012)                |
| Fewest Intentional Walks Issued..... | 8 (2017)                 |
| Most Strikeouts.....                 | 1,167 (2019)             |
| Fewest Strikeouts.....               | 915 (2010)               |
| Most Wild Pitches.....               | 119 (2019)               |
| Fewest Wild Pitches.....             | 69 (2014)                |
| Lowest WHIP.....                     | 1.29, 2x (2015, 2016)    |
| Highest WHIP.....                    | 1.46 (2013)              |
| Lowest Average Against.....          | .238 (2019)              |
| Highest Average Against.....         | .262 (2017)              |
| Most At-Bats Against.....            | 4,727 (2010)             |
| Fewest At-Bats Against.....          | 4,485 (2018)             |
| Most Batters Faced.....              | 5,360 (2013)             |
| Fewest Batters Faced.....            | 5,179 (2015)             |
| Most Holds.....                      | 86 (2015)                |
| Fewest Holds.....                    | 40 (2013)                |
| Most Starting Pitchers Used.....     | 18 (2019)                |
| Fewest Starting Pitchers Used.....   | 9 (2012)                 |

### SEASON TEAM FIELDING RECORDS

|                                  |                           |
|----------------------------------|---------------------------|
| Highest Fielding Percentage..... | .981 (2012)               |
| Lowest Fielding Percentage.....  | .973 (2019)               |
| Most Errors.....                 | 139 (2019)                |
| Fewest Errors.....               | 104 (2012)                |
| Most Passed Balls.....           | 28 (2013)                 |
| Fewest Passed Balls.....         | 14, 3x (2010, 2014, 2017) |
| Most Double Plays.....           | 167 (2010)                |
| Most Outfield Assists.....       | 38 (2012)                 |

ORGANIZATION

2021 FLYING SQUIRRELS

HISTORY & RECORDS

DOUBLE-A NORTHEAST

GIANTS ORGANIZATION

GENERAL INFORMATION



## SEASON INDIVIDUAL RECORDS

### SEASON INDIVIDUAL BATTING RECORDS

|   |   |                              |
|---|---|------------------------------|
| Highest Batting Average*                      | .....   | .332 (Matt Duffy - 2014)     |
| Left-Handed*                                  | .....   | .290 (Clay Timpner - 2010)   |
| Right-Handed*                                 | .....   | .332 (Matt Duffy - 2014)     |
| Switch*                                       | .....   | .275 (Rando Moreno - 2015)   |
| Lowest Batting Average*                       | .....   | .209 (Jacob Heyward - 2019)  |
| Left-Handed*                                  | .....   | .237 (Nick Noonan - 2010)    |
| Right-Handed*                                 | .....   | .209 (Jacob Heyward - 2019)  |
| Switch*                                       | .....   | .220 (Ehire Adrianza - 2012) |
| Most Games.....                               | 137, 3x (Charlie Culberson - 2011), Daniel Mayora - 2012, Joe Panik - 2013) |                              |
| Most At-Bats.....                             | 553 (Charlie Culberson - 2011)  |                              |
| Most Runs Scored.....                         | 74 (Mark Minicozzi - 2013)  |                              |
| Most Hits.....                                | 153 (Thomas Neal - 2010)  |                              |
| Left-Handed.....                              | 141 (Conor Gillaspie - 2010)  |                              |
| Right-Handed.....                             | 153 (Thomas Neal - 2010)  |                              |
| Switch.....                                   | 118 (Rando Moreno - 2015)   |                              |
| Pitcher.....                                  | 10 (Craig Westcott - 2012)  |                              |
| Most Doubles.....                             | 40 (Thomas Neal - 2010)   |                              |
| Most Triples.....                             | 10 (Juan Perez - 2011)  |                              |
| Most Home Runs.....                           | 18, 2x (Jarrett Parker - 2013, Mario Lisson - 2014)                         |                              |
| Right-Handed.....                             | 18 (Mario Lisson - 2014)  |                              |
| Left-Handed.....                              | 18 (Jarrett Parker - 2013)  |                              |
| Switch.....                                   | 12 (Gio Brusa - 2019)   |                              |
| Pitcher.....                                  | 2, 2x (Craig Westcott - 2012, Jordan Johnson - 2018)                        |                              |
| Most PA Without a Home Run.....               | 372 (Skyler Stromsmoe - 2014)   |                              |
| Most Multi-Home Run Games.....                | 2, 4x (last - Ricky Oropesa - 2015)   |                              |
| Most Extra-Base Hits.....                     | 56 (Javier Herrera - 2013)  |                              |
| Most RBI.....                                 | 76, 2x (Mario Lisson - 2014, Ricky Oropesa - 2015)                          |                              |
| Most RBI, Pitcher.....                        | 7, 2x (Ronnie Ray - 2010, Craig Westcott - 2012)                            |                              |
| Most Total Bases.....                         | 233 (Javier Herrera - 2013)   |                              |
| Most Walks.....                               | 80 (Jacob Heyward - 2019)   |                              |
| Most Intentional Walks.....                   | 5 (Nick Noonan - 2011)  |                              |
| Most Strikeouts.....                          | 161 (Jarrett Parker - 2013)   |                              |
| Fewest Strikeouts*.....                       | 42 (C.J. Hinojosa - 2017)   |                              |
| Most Stolen Bases.....                        | 50 (Johneshwy Fargas - 2019)  |                              |
| Most Caught Stealing.....                     | 23 (Johneshwy Fargas - 2019)  |                              |
| Most Stolen Bases With No CS.....             | 11 (Myles Schroder - 2014)  |                              |
| Highest Stolen Base % (Min. 10 attempts)..... | 100% (11-for-11, Mario Lisson - 2014)                                       |                              |
| Highest On-Base Percentage*.....              | .400 (Mark Minicozzi - 2013)  |                              |
| Highest Slugging Percentage*.....             | .485 (Javier Herrera - 2013)  |                              |
| Highest OPS*.....                             | .861 (Javier Herrera - 2013)  |                              |
| Most Sacrifice Flies.....                     | 11 (Mark Minicozzi - 2012)  |                              |
| Most Sacrifice Hits.....                      | 21 (Rando Moreno - 2015)  |                              |
| Most Hit By Pitch.....                        | 19 (Gary Brown - 2012)  |                              |
| Most Double Plays Hit Into.....               | 24 (Daniel Mayora - 2012)   |                              |
| Longest Hit Streak.....                       | 19 (Steven Dugger - 7/18/16-8/6/16)   |                              |
| Longest On-Base Streak.....                   | 36 (Gary Brown - 6/12/12-7/20/12)   |                              |

\* - Min. 378 plate appearances

### MONTHLY INDIVIDUAL BATTING RECORDS

|  |  |
|--|--|
| Highest Batting Average (min. 20 games)..... | .427 (Mark Minicozzi - May 2013)                           |
| Most Hits.....                               | 44, 2x (Gary Brown - July 2012, Mark Minicozzi - May 2013) |
| Most Home Runs.....                          | 8 (Jarrett Parker - May 2013)                              |
| Most RBI.....                                | 26 (Jarrett Parker - May 2013)                             |
| Most Stolen Bases.....                       | 21 (Johneshwy Fargas - June 2019)                          |

### FLYING SQUIRRELS' LONGEST HIT STREAKS

| PLAYER        | GAMES | DATES           | PLAYER         | GAMES | DATES           |
|---------------|-------|-----------------|----------------|-------|-----------------|
| Steven Dugger | 19    | 7/18/16-8/6/16  | Engel Beltre   | 17    | 7/8/15-7/26/15  |
| Juan Perez    | 18    | 7/25/12-8/14/12 | Mark Minicozzi | 15    | 5/15/13-5/30/13 |



## SEASON INDIVIDUAL PITCHING RECORDS

|                                       |           |   |
|---------------------------------------|-----------|---|
| Most Wins.....                        | 12        | (Jack Snodgrass - 2013)                     |
| Most Losses.....                      | 12        | (Craig Westcott - 2013)                     |
| Highest Winning Percentage**.....     | .750      | (12-4, Jack Snodgrass - 2013)               |
| Lowest Winning Percentage**.....      | .267      | (4-11, Cory Taylor - 2017)                  |
| Lowest ERA*.....                      | 2.02      | (Eric Surkamp - 2011)                       |
| Right-Handed*.....                    | 2.24      | (Chris Heston - 2012)                       |
| Left-Handed*.....                     | 2.02      | (Eric Surkamp - 2011)                       |
| Most Games.....                       | 58, 2x    | (Phil McCormick - 2013 & 2015)              |
| Most Starts.....                      | 28, 2x    | (Justin Fitzgerald & Craig Westcott - 2012) |
| Most Complete Games.....              | 2, 2x     | (Cory Taylor - 2017, Jordan Johnson - 2018) |
| Most Shutouts.....                    | 1, 10x    | (last - Jordan Johnson - 2018)              |
| Most Saves.....                       | 23,       | (Rafael Cova - 2010)                        |
| Most Save Opportunities.....          | 29        | (Rafael Cova - 2010)                        |
| Most Innings Pitched.....             | 165.0     | (Craig Westcott - 2012)                     |
| Most Hits Allowed.....                | 181       | (Craig Westcott - 2012)                     |
| Most Runs Allowed.....                | 85        | (Craig Westcott - 2012)                     |
| Most Earned Runs Allowed.....         | 75        | (Craig Westcott - 2012)                     |
| Most Home Runs Allowed.....           | 16        | (Chris Gloor - 2013)                        |
| Fewest Home Runs Allowed*.....        | 1         | (Jack Snodgrass - 2014)                     |
| Most Hit Batsmen.....                 | 15        | (Garrett Williams - 2019)                   |
| Most Walks.....                       | 75        | (Mike Kickham - 2012)                       |
| Fewest Walks*.....                    | 24        | (Andrew Suarez - 2016)                      |
| Lowest BB/9 IP*.....                  | 1.9       | (Andrew Suarez - 2016)                      |
| Most Intentional Walks.....           | 5, 2x     | (Daniel Turpen - 2010, Melvin Adon - 2019)  |
| Most Strikeouts.....                  | 165       | (Eric Surkamp - 2011)                       |
| Highest Strikeouts/9 IP*.....         | 10.4      | (Eric Surkamp - 2011)                       |
| Highest Strikeout-to-Walk Ratio.....  | +121      | (Eric Surkamp - 2011)                       |
| Lowest Strikeout-to-Walk Ratio.....   | -12       | (Vic Black - 2017)                          |
| Most Balks.....                       | 4         | (Carlos Teller - 2013)                      |
| Most Wild Pitches.....                | 19        | (Chase Johnson - 2019)                      |
| Most Double Plays Induced.....        | 27        | (Craig Westcott - 2012)                     |
| Lowest WHIP*.....                     | 1.05      | (Caleb Baragar - 2019)                      |
| Lowest Average Against*.....          | .192      | (Caleb Baragar - 2019)                      |
| Starter*.....                         | .191      | (Caleb Baragar - 2019)                      |
| Reliever*.....                        | .157      | (Rafael Cova - 2010)                        |
| Most Total Batters Faced.....         | 698       | (Craig Westcott - 2012)                     |
| Most Holds.....                       | 15, 2x    | (Stephen Johnson & Jose Casilla - 2015)     |
| Longest Scoreless Innings Streak..... | 23.2 inn. | (Tyler Rogers - 4/22/16-6/23/16)            |

\* - Min. 112 Innings pitched \*\* - Min. 10 decisions

## MONTHLY INDIVIDUAL PITCHING RECORDS

|                      |       |   |
|----------------------|-------|---|
| Most Wins.....       | 5     | (Edwin Quirarte - July 2014)                              |
| Most Losses.....     | 5     | (Taylor Hill - July 2018)                                 |
| Most Saves.....      | 9, 3x | (Heath Hembree - July 2011, Josh Osich - May & June 2015) |
| Most Strikeouts..... | 49    | (Eric Surkamp - July 2011)                                |

## SEASON INDIVIDUAL FIELDING RECORDS

|   |       |                                 |
|---|-------|---------------------------------|
| Most Errors.....                                      | 27    | (Daniel Mayora - 2012)          |
| Highest Fielding %, Pitcher (Most Total Chances)..... | 1.000 | (Craig Westcott - 2012 - 42 TC) |
| Highest Fielding %, Catcher.....                      | .995  | (Johnny Monell - 2012)          |
| Most Caught Stealing.....                             | 35    | (Jackson Williams - 2015)       |
| Highest Caught Stealing % (min. 70 games).....        | .403  | (Andrew Susac - 2013)           |
| Most Passed Balls.....                                | 20    | (Johnny Monell - 2011)          |
| Fewest Passed Balls (min. 70 games).....              | 9     | (Andrew Susac - 2013)           |
| Highest Fielding %, 1B.....                           | .993  | (Ricky Oropesa - 2015)          |
| Highest Fielding %, 2B.....                           | .994  | (Ryan Cavan - 2012)             |
| Highest Fielding %, 3B.....                           | .964  | (Mario Lissan - 2014)           |
| Highest Fielding %, SS.....                           | .982  | (Ehire Adrianza - 2013)         |
| Highest Fielding %, OF.....                           | .995  | (Javier Herrera - 2013)         |
| Most Assists, OF.....                                 | 14    | (Johneshwy Fargas - 2019)       |

## ALL-TIME FLYING SQUIRRELS TRIPLE PLAYS

The Flying Squirrels have turned three triple plays:  
 - **August 25, 2012 at Altoona:** Adalberto Santos grounded into a 5-4-3 triple play - Daniel Mayora to Mark Minciozzi to Wes Hodges

- **May 23, 2013 vs. Trenton:** Tyler Austin lined into a 6-3 triple play - Joe Panik to Andrew Susac to end game

- **June 1, 2017 at Hartford (Game 2):** Jan Vasquez lined into a 6-3 triple play - Rando Moreno to Ryan Lollis



Joe Panik



# SINGLE-GAME TEAM RECORDS

## SINGLE-GAME TEAM GENERAL RECORDS

|                                       |  |
|---------------------------------------|--|
| Largest Margin of Victory.....        | 17 (18-1, 7/4/16 vs. Reading)                        |
| Largest Margin of Defeat.....         | 14 (15-1, 4/14/13 at Trenton)                        |
| Largest Shutout Win .....             | 14-0 (9/2/10 at Erie)                                |
| Largest Shutout Loss.....             | 0-13 (7/13/13 at Bowie)                              |
| Longest Game (Innings).....           | 18 (4/30/11 at Bowie)                                |
| Longest Nine-Inning Game (Time).....  | 3:55 (5/26/13 at Altoona)                            |
| Longest Game (Time).....              | 5:27 (4/30/11 @ Bowie - 18 innings)                  |
| Shortest Nine-Inning Game (Time)..... | 1:54 (7/29/15 at Altoona)                            |
| Shortest Game.....                    | 1:26 (7/17/15 vs. Altoona - 7 innings)               |
| Largest Home Crowd.....               | 9,845, 2x (4/13/18 vs. Reading, 4/4/19 vs. Hartford) |
| Largest Road Crowd.....               | 9,784 (5/21/10 at Reading)                           |
| Smallest Road Crowd.....              | 50 (6/21/16 @ Hartford in Manchester, N.H.)          |

## SINGLE-GAME TEAM BATTING RECORDS

|  |   |
|--|---|
| Most Runs Scored.....                    | 20, 2x (5/26/13 at Altoona, 8/2/18 at New Hampshire)                    |
| Most Runs Scored, Inning.....            | 12 (8/27/16 at Akron - 5th)   |
| Most Hits.....                           | 22, 3x (5/15/11 vs. Harrisburg, 4/20/12 at Altoona, 5/26/13 at Altoona) |
| Most Hits, Inning.....                   | 9 (8/27/16 at Akron - 5th)  |
| Most Home Runs.....                      | 4, 7x (last - 5/1/19 at Bowie)  |
| Most Home Runs, Inning.....              | 3, 2x (Last - 4th inning, 9/2/19 vs. Bowie)                             |
| Most Doubles.....                        | 9 (8/7/10 at Portland)  |
| Most Triples.....                        | 3, 2x (7/21/10 vs. Trenton, 6/9/17 at Altoona)                          |
| Most RBI.....                            | 20 (5/26/13 at Altoona)   |
| Most Walks.....                          | 12 (4/12/14 vs. Altoona)  |
| Most Strikeouts, Nine-Inning Game.....   | 16, 3x (last - 7/27/17 vs. Erie)  |
| Most Strikeouts, All Games.....          | 24 (4/30/11 at Bowie)   |
| Most Stolen Bases, Nine-Inning Game..... | 6 (6/5/14 vs. Trenton)  |
| Most Stolen Bases, All Games.....        | 8 (5/9/14 vs. Erie)   |
| Most Sacrifice Flies.....                | 4 (8/2/18 at New Hampshire)   |
| Most Hit Batters.....                    | 3, 14x (last - 7/26/19 @ ALT)   |
| Most Left on Base.....                   | 16, 2x (last - 7/20/14 vs. Harrisburg)                                  |
| Fewest Left on Base.....                 | 0, 4x (last - 6/9/19 at New Hampshire)                                  |

## SINGLE-GAME TEAM PITCHING RECORDS


|                                     |   |
|-------------------------------------|---|
| Most Runs Allowed.....              | 19 (4/17/12 vs. Reading)                            |
| Most Runs Allowed, Inning.....      | 10 (4/17/12 vs. Reading - 6th)                      |
| Most Earned Runs Allowed.....       | 16 (7/30/11 at Trenton)                             |
| Most Hits Allowed.....              | 22 (4/17/12 vs. Reading)                            |
| Most Hits Allowed, Inning.....      | 9 (4/17/12 vs. Reading - 6th)                       |
| Most Home Runs Allowed.....         | 4, 2x (6/28/13 at Erie, 5/4/18 at Reading)          |
| Most Home Runs Allowed, Inning..... | 2, many times (last - 5th inning, 4/30/19 @ BOW)    |
| Most Walks.....                     | 13, 2x (6/6/13 vs. New Britain, 6/6/19 at Portland) |
| Most Strikeouts, All Games.....     | 18, 2x (4/27/11 vs. Trenton, 6/20/12 at Trenton)    |
| Most Wild Pitches.....              | 6, 2x (last - 4/7/18 at Trenton)                    |

## SINGLE-GAME TEAM FIELDING RECORDS

|                              |  |
|------------------------------|--|
| Most Errors.....             | 7, 5/13/19 vs. Erie                    |
| Most Errors by Opponent..... | 5, 4x (last - 8/21/14 vs. New Britain) |
| Most Triple Plays.....       | 1, 3x (last - 6/1/17 at Hartford (G2)) |

## ALL-TIME FLYING SQUIRRELS GRAND SLAMS

|                        |         |                      |         |
|------------------------|---------|----------------------|---------|
| Chris Dominguez.....   | 6/27/11 | Ricky Oropesa.....   | 8/29/15 |
| Francisco Peguero..... | 7/5/11  | Ricky Oropesa.....   | 8/30/15 |
| Chris Dominguez.....   | 5/11/12 | Carlos Moncrief..... | 7/4/16  |
| Tommy Joseph.....      | 7/12/12 | Ryder Jones.....     | 9/3/16  |
| Jarrett Parker.....    | 5/6/13  | Ryder Jones.....     | 9/4/16  |
| Angel Villalona.....   | 6/16/13 | Jonah Arenado.....   | 4/10/18 |
| Javier Herrera.....    | 8/10/13 | Ryan Howard.....     | 7/22/18 |
| Ryan Lollis.....       | 5/11/14 | Jacob Heyward.....   | 8/19/19 |
| Jarrett Parker.....    | 7/17/14 |                      |         |



Ryder Jones



# SINGLE-GAME INDIVIDUAL RECORDS

## SINGLE-GAME INDIVIDUAL BATTING RECORDS

|                                   |   |
|-----------------------------------|---|
| Most At-Bats                      | 8 (Charlie Culberson, Nick Noonan, Joe Koshansky - 4/30/11 at Bowie)                          |
| Most At-Bats Without a Hit        | 8 (Joe Koshansky - 4/30/11 at Bowie)  |
| Most Hits                         | 5, 7x (last - Austin Slater - 5/10/16 vs. Harrisburg)   |
| Most Runs                         | 4, 8x (last - Christian Arroyo - 7/26/16 at Akron)  |
| Most Singles                      | 5, 3x (last - Rando Moreno - 6/5/15 at New Hampshire)   |
| Most Doubles                      | 3, 5x (last - Dylan Davis - 8/2/18 at New Hampshire)  |
| Most Triples                      | 2, 3x (last - Caleb Gindl - 8/26/17 at Trenton)   |
| Most Home Runs                    | 3 (Thomas Neal - 6/26/10 at Erie)   |
| Most Home Runs, Cons. Games       | 4, 3x (Thomas Neal - 4/27-4/28/10, Jarrett Parker - 5/25-26/13, Ricky Oropesa - 8/29-8/30/15) |
| Most Total Bases                  | 12 (Thomas Neal - 6/26/10 at Erie)  |
| Most RBI                          | 7 (Jarrett Parker - 5/26/13 at Altoona)   |
| Most RBI, Cons. Games             | 10, 2x (Jarrett Parker - 5/25-5/26/13, Ricky Oropesa - 8/29-8/30/15)                          |
| Most Walks                        | 4, 4x (last - Jerry Sands - 8/25/17 at Trenton)   |
| Most Strikeouts                   | 7 (Joe Koshansky - 4/30/11 at Bowie)  |
| Most Strikeouts, Nine-Inning Game | 5, Jacob Heyward (5/13/19 vs. Erie)   |
| Most Stolen Bases                 | 5 (Kelby Tomlinson - 5/9/14 vs. Erie)   |
| Most Caught Stealing              | 2, 10x (Last - Bryce Johnson - 8/26/19 at Erie)   |
| Most Sacrifice Flies              | 2, 11x (last - Brandon Van Horn - 6/7/19 at New Hampshire)                                    |
| Most Sacrifice Hits               | 2, 11x (last - Rando Moreno - 7/23/15 at Erie)  |
| Most Hit by Pitch                 | 2, 13x (last - Johneshwy Fargas - 7/1/19 at Harrisburg)                                       |
| Most GIDP                         | 2, 31x (last - Jonah Arenado - 7/14/18 at Trenton)  |
| Fewest AB with Multiple Home Runs | 2 (Mario Lisson - 2 HR - 5/4/14 at Trenton)   |
| HR from both sides of plate       | Never   |

## SINGLE-GAME INDIVIDUAL PITCHING RECORDS

|  |  |
|--|--|
| Most Innings Pitched                               | 9, 5x (last - Tyler Beede - 8/29/16 vs. Hartford)                      |
| Most Innings Pitched, Reliever                     | 6.0, 2x (last - Logan Webb - 8/7/19 at Altoona (G1))                   |
| Fewest Hits Allowed in a Shutout (9 IP)            | 2 (Tyler Beede - 8/29/16 vs. Hartford)                                 |
| Fewest Walks Allowed in a Shutout (9 IP)           | 1 (Mike MacDonald - 8/5/2010 at New Hampshire)                         |
| Fewest Hits Allowed in a Complete Game             | 1 (Cory Taylor - 7/29/17 vs. Erie - 7 IP)                              |
| Most Hits Allowed, Starter                         | 13 (Craig Westcott - 4/11/12 at Bowie)                                 |
| Most Hits Allowed, Reliever                        | 11 (Nate Reed - 6/30/17 at Reading)                                    |
| Most Hits Allowed in a Winning Decision            | 11 (Henry Sosa - 6/27/11 vs. Harrisburg)                               |
| Most Hits Allowed in a No-Decision                 | 12 (Sean Hjelle, 8/21/19 vs. Erie)                                     |
| Most Runs Allowed, Starter                         | 11 (Garrett Williams - 5/25/18 at Akron)                               |
| Most Runs Allowed, Reliever                        | 9 (Nate Reed - 6/30/17 at Reading)                                     |
| Most Runs Allowed in Winning Decision              | 7 (Conner Menez - 8/2/18 at New Hampshire)                             |
| Most Runs Allowed in a No-Decision, Starter        | 10 (Nate Reed, 8/3/17 at Portland)                                     |
| Most Earned Runs Allowed, Starter                  | 10 (Nate Reed - 8/3/17 at Portland)                                    |
| Most Earned Runs Allowed, Reliever                 | 8, 2x (Nate Reed - 6/30/17 at Reading, Frank Rubio - 7/21/19 vs. Erie) |
| Most Earned Runs Allowed in a Winning Decision     | 7 (Conner Menez - 8/2/18 at New Hampshire)                             |
| Most Earned Runs Allowed in a No-Decision, Starter | 10 (Nate Reed - 8/3/17 at Portland)                                    |
| Most Unearned Runs Allowed                         | 7 (Brandon Lawson - 7/2/19 at Harrisburg)                              |
| Most Home Runs Allowed, Starter                    | 3, 10x, (last - Shaun Anderson - 6/30/18 at Harrisburg)                |
| Most Home Runs Allowed, Reliever                   | 2, 10x (last - Sandro Cabrera - 5/15/19 at Erie)                       |
| Most Hit Batters                                   | 3, 4x (last - Frank Rubio - 7/21/19 vs. Erie)                          |
| Most Walks, Starter                                | 6, 16x (last - Garrett Williams - 7/12/19 at Harrisburg)               |
| Most Walks, Reliever                               | 5 (Craig Whitaker - 6/11/10 at Reading)                                |
| Most Intentional Walks                             | 2, 2x (last - Daryl Maday - 6/19/12 at Trenton)                        |
| Most Strikeouts, Starter                           | 12, 3x (last - Michael Kickham - 8/2/12 vs. Reading)                   |
| Most Strikeouts, Reliever                          | 11 (Eric Surkamp - 7/1/11 vs. Trenton)                                 |
| Most Balks, Starter                                | 2 (Carlos Teller - 7/8/13 vs. Akron)                                   |
| Most Balks, Reliever                               | 1, 24x (last - Tyler Cyr - 6/1/19 at Reading)                          |
| Most Wild Pitches, Starter                         | 5 (Jordan Johnson - 4/7/18 at Trenton)                                 |
| Most Wild Pitches, Reliever                        | 3 (Chase Johnson - 7/15/19 at Hartford)                                |
| Most Double Plays, Starter                         | 4, 4x (last - Garrett Williams - 6/6/19 at Portland)                   |
| Most Double Plays, Reliever                        | 2, 22x (last - Cooper Casad - 9/1/19 vs. Bowie)                        |
| Most Batters Faced, Starter                        | 33 (Nate Reed - 8/11/17 vs. Reading)                                   |
| Most Batters Faced, Reliever                       | 26 (Nate Reed - 6/30/17 at Reading)                                    |
| Most Innings Pitched in a Save                     | 4.0, 3x (last - Alfred Gutierrez - 9/2/19 vs. Bowie)                   |
| Most Runs Allowed in a Save                        | 2 (Sam Wolff - 7/13/18 at Trenton)                                     |
| Most Double Plays in a Save                        | 2 (Tyler Cyr - 7/8/17 at Bowie)  |

## SINGLE-GAME INDIVIDUAL FIELDING RECORDS

|             |                                     |
|-------------|-------------------------------------|
| Most Errors | 4 (Dylan Davis - 4/26/17 vs. Bowie) |
|-------------|-------------------------------------|

ORGANIZATION

2021 FLYING SQUIRRELS

HISTORY & RECORDS

DOUBLE-A NORTHEAST

GIANTS ORGANIZATION

GENERAL INFORMATION

# TOP SINGLE-GAME PERFORMANCES

## 5+ HIT GAMES

Conor Gillaspie, 5/27/10 at Binghamton (5-for-5)  
 Nick Noonan, 8/1/10 vs. Altoona (5-for-5)  
 Juan Perez, 5/15/11 vs. Harrisburg (5-for-5)  
 Juan Perez, 4/20/12 at Altoona (5-for-5)  
 Kelby Tomlinson, 7/20/14 vs. Harrisburg (5-for-7)  
 Rando Moreno, 6/5/15 at New Hampshire (5-for-5)  
 Austin Slater, 5/10/16 vs. Harrisburg (5-for-5)

## 2+ HR GAMES

Thomas Neal, 4/23/10 at Reading (2)  
 Roger Kieschnick, 5/12/10 at Bowie (2)  
 Thomas Neal, 6/26/10 at Erie (3)  
 Clay Timpner, 8/20/10 at Bowie (2)  
 Johnny Monell, 5/25/11 vs. Erie (2)  
 Wes Hodges, 7/2/11 at Reading (2)  
 Wes Hodges, 7/15/11 at Bowie (2)  
 Tommy Joseph, 4/30/12 vs. Bowie (2)  
 Johnny Monell, 5/12/12 vs. Bowie (2)  
 Johnny Monell, 8/30/12 vs. Harrisburg (2)  
 Andrew Susac, 4/11/13 at Trenton (2)  
 Jarrett Parker, 5/25/13 at Altoona (2)  
 Jarrett Parker, 5/26/13 at Altoona (2)  
 Ryan Lollis, 8/6/13 at Portland (2)  
 Mario Lisson, 5/4/14 at Trenton (2)  
 Devin Harris, 5/21/14 at New Britain (2)  
 Devin Harris, 6/24/15 vs. Trenton (2)  
 Ricky Oropesa, 8/29/15 at Akron (2)  
 Ricky Oropesa, 8/30/15 at Akron (2)  
 Ryder Jones, 5/21/16 vs. Erie (2)  
 Austin Slater, 5/25/16 at Binghamton (2)  
 Carlos Moncrief, 6/9/16 at New Hampshire (2)  
 Tyler Horan, 8/30/16 vs. Hartford (2)  
 Miguel Gomez, 5/28/17 at Harrisburg (2)  
 Slade Heathcott, 6/7/17 at Binghamton (2)  
 Hunter Cole, 9/4/17 vs. Bowie (2)  
 Aramis Garcia, 6/27/18 at Hartford (2)  
 Jacob Heyward, 5/1/19 at Bowie (2)

## 5+ RBI GAMES

Thomas Neal, 4/23/10 at Reading (5)  
 Thomas Neal, 6/26/10 at Erie (5)  
 Brad Boyer, 7/23/10 at Bowie (5)  
 Sharlon Schoop, 8/8/10 at Portland (6)  
 Roger Kieschnick, 6/16/11 vs. Binghamton (5)  
 Chris Dominguez, 6/27/11 vs. Harrisburg (6)  
 Jarrett Parker, 5/26/13 at Altoona (7)  
 Brett Krill, 5/26/13 at Altoona (5)  
 Matt Duffy, 6/11/14 at Trenton (5)  
 Mario Lisson, 7/8/14 vs. Akron (5)  
 Ricky Oropesa, 8/29/15 at Akron (5)  
 Ricky Oropesa, 8/30/15 at Akron (5)  
 Miguel Gomez, 4/20/17 at Bowie (5)  
 Slade Heathcott, 5/9/17 vs. Altoona (5)  
 Dylan Davis, 7/8/17 at Bowie (5)  
 Jonah Arenado, 6/29/18 at Harrisburg (5)

## NO-HITTERS

Jack Snodgrass & Daryl Maday, 4/5/13 vs. New Britain (7 inn.)

## COMPLETE-GAME SHUTOUTS

David Mixon, 4/27/10 at New Britain (3 hits)\*  
 Mike MacDonald, 8/5/10 at New Hamp. (5 hits)  
 Michael Kickham, 6/2/12 vs. Erie (2 hits)\*  
 Jack Snodgrass, 6/24/14 vs. Harrisburg (5 hits)  
 Kelvin Marte, 7/4/14 vs. Reading (3 hits)\*  
 Kelvin Marte, 7/17/15 vs. Altoona (5 hits)\*  
 Tyler Beede, 8/29/16 vs. Hartford (2 hits)  
 Matt Gage, 6/22/17 vs. Hartford (5 hits)  
 Cory Taylor, 7/29/17 vs. Erie (1 hit)\*  
 Dan Slania, 8/19/17 vs. Akron (2 hits)\*

\* - 7 innings

## 10+ STRIKEOUT GAMES

David Mixon, 7/16/10 vs. Bowie (10)  
 Eric Surkamp, 4/8/11 vs. New Britain (10)  
 Eric Surkamp, 4/27/11 vs. Trenton (10)  
 Eric Surkamp, 5/2/11 at New Britain (10)  
 Eric Surkamp, 5/7/11 vs. Altoona (10)  
 Ryan Verdugo, 5/23/11 vs. Erie (10)  
 Ryan Verdugo, 6/2/11 at Bowie (10)  
 Eric Surkamp, 7/4/11 vs. Trenton (11)  
 Eric Surkamp, 7/10/11 vs. Harrisburg (12)  
 Eric Surkamp, 7/24/11 vs. Harrisburg (10)  
 Justin Fitzgerald, 7/27/11 at Erie (11)  
 Eric Surkamp, 7/29/11 at Trenton (12)  
 Chris Heston, 5/27/12 vs. Trenton (11)  
 Chris Heston, 6/20/12 at Trenton (10)  
 Michael Kickham, 8/2/12 vs. Reading (12)  
 Chris Heston, 8/12/12 vs. Bowie (11)  
 Justin Fitzgerald, 4/23/13 vs. Altoona (10)  
 Clayton Blackburn, 5/7/14 at Harrisburg (10)  
 Kyle Crick, 6/25/14 vs. Harrisburg (10)  
 Kyle Crick, 7/7/14 vs. Akron (10)  
 Kyle Crick, 7/25/14 at Erie (11)  
 Clayton Blackburn, 8/16/14 at Portland (11)  
 Adalberto Mejia, 5/30/16 at Erie (10)  
 Andrew Suarez, 7/18/16 vs. Akron (10)  
 Tyler Beede, 8/29/16 vs. Hartford (11)  
 Nate Reed, 8/30/17 vs. Altoona (11)  
 Conner Menez, 7/27/18 vs. Reading (10)  
 Conner Menez, 8/19/18 vs. Hartford (11)  
 Logan Webb, 4/29/19 at Bowie (10)  
 Alfred Gutierrez, 8/18/19 vs. Harrisburg (10)

## SQUIRELS' FIRST NO-HITTER

On April 5, 2013 in a seven-inning game at The Diamond, left-hander **Jack Snodgrass** and right-hander **Daryl Maday** combined for the first no-hitter in Flying Squirrels history, holding the New Britain Rock Cats to two walks in the 1-0 win. The game was shortened to seven innings because the two teams had to conclude a suspended game from the previous night.

It was just the second game of the 2013 season. Snodgrass pitched six innings and issued one walk with two strikeouts. Maday worked the seventh and struck out Dan Rohling looking to end the game.





# CAREER RECORDS

## CAREER INDIVIDUAL BATTING RECORDS

|                                       |                                     |
|---------------------------------------|-------------------------------------|
| Most Games.....                       | 381 (Ricky Oropesa)                 |
| Most Years with Team.....             | 8 (Eliezer Zambrano)                |
| Most Consecutive Years with Team..... | 8 (Eliezer Zambrano)                |
| Most Plate Appearances.....           | 1,461 (Myles Schroder)              |
| Most At-Bats.....                     | 1,313 (Myles Schroder)              |
| Most Runs Scored.....                 | 150 (Myles Schroder)                |
| Most Hits.....                        | 339 (Myles Schroder)                |
| Most Singles.....                     | 248 (Myles Schroder)                |
| Most Doubles.....                     | 61 (Hunter Cole)                    |
| Most Triples.....                     | 14, 2x (Myles Schroder, Juan Perez) |
| Most Home Runs.....                   | 37 (Ricky Oropesa)                  |
| Most Multi-HR Games.....              | 3 (Johnny Monell)                   |
| Most Extra-Base Hits.....             | 96 (Hunter Cole)                    |
| Most RBI.....                         | 165 (Ricky Oropesa)                 |
| Most Stolen Bases.....                | 68 (Kelby Tomlinson)                |
| Most Caught Stealing.....             | 23 (Johneshwy Fargas)               |
| Most Stolen Bases With No CS.....     | 6 (Carlos Moncrief)                 |
| Most Walks.....                       | 113 (Ricky Oropesa)                 |
| Most Strikeouts.....                  | 357 (Ricky Oropesa)                 |
| Most Total Bases.....                 | 486 (Myles Schroder)                |
| Most GDP.....                         | 28 (Ricky Oropesa)                  |
| Most Hit by Pitch.....                | 39 (Myles Schroder)                 |
| Most Sacrifice Hits.....              | 23 (Rando Moreno)                   |
| Most Sacrifice Flies.....             | 12 (Hunter Cole)                    |
| Most Intentional Walks.....           | 7 (Nick Noonan)                     |
| Highest Batting Average*.....         | .332 (Matt Duffy)                   |
| Highest On-Base Percentage*.....      | .398 (Matt Duffy)                   |
| Highest Slugging Percentage*.....     | .497 (Jerry Sands)                  |
| Highest OPS*.....                     | .871 (Jerry Sands)                  |

\* - Min. 378 plate appearances

## CAREER INDIVIDUAL PITCHING RECORDS

|                                   |  |
|-----------------------------------|--|
| Most Wins.....                    | 27 (Jack Snodgrass)  |
| Most Losses.....                  | 25 (Craig Westcott, Daryl Maday)   |
| Highest Winning Percentage**..... | .714 (Austin Fleet, Eric Surkamp)  |
| Most Appearances.....             | 204 (Edwin Quirarte)   |
| Most Starts.....                  | 68 (Craig Westcott)  |
| Most Games Finished.....          | 70 (Edwin Quirarte)  |
| Most Complete Games.....          | 2, 5x (Jordan Johnson, Kelvin Marte, Jack Snodgrass, Cory Taylor, Matt Gage) |
| Most Shutouts.....                | 2 (Kelvin Marte)   |
| Most Saves.....                   | 28 (Daryl Maday)   |
| Most Innings Pitched.....         | 375.2 (Craig Westcott)   |
| Most Hits Allowed.....            | 415 (Craig Westcott)   |
| Most Runs Allowed.....            | 204 (Craig Westcott)   |
| Most Earned Runs Allowed.....     | 180 (Craig Westcott)   |
| Most Home Runs Allowed.....       | 28 (Daryl Maday)   |
| Most Walks.....                   | 194 (Kyle Crick)   |
| Most Intentional Walks.....       | 8 (Jose Casilla)   |
| Most Strikeouts.....              | 282 (Justin Fitzgerald)  |
| Most Hit Batters.....             | 28 (Garrett Williams)  |
| Most Balks.....                   | 5, 2x (Edwin Quirarte, Clayton Tanner)                                       |
| Most Wild Pitches.....            | 39 (Chase Johnson)   |
| Most Batters Faced.....           | 1,633 (Craig Westcott)   |
| Lowest ERA*.....                  | 2.02 (Eric Surkamp)  |
| Highest ERA*.....                 | 4.87 (Tom Vessella)  |
| Lowest BAA*.....                  | .192 (Caleb Baragar)   |
| Lowest WHIP*.....                 | 1.05 (Caleb Baragar)   |
| Fewest Hits/9 IP*.....            | 6.2 (Caleb Baragar)  |
| Fewest HR/9 IP*.....              | 0.2 (Chris Heston)   |
| Fewest BB/9 IP*.....              | 1.9 (Andrew Suarez)  |
| Highest SO/9 IP*.....             | 10.9 (Conner Senek)  |
| Highest SO/BB*.....               | 3.75 (Eric Surkamp)  |

\* - Min. 112 innings pitched \*\* - Min. 10 decisions

ORGANIZATION

2021 FLYING SQUIRRELS

HISTORY & RECORDS

DOUBLE-A NORTHEAST

GIANTS ORGANIZATION

GENERAL INFORMATION



# SEASON LEADERS

## BATTERS

| BATTING AVERAGE*    |             |
|---------------------|-------------|
| Matt Duffy.....     | .332 (2014) |
| Mark Minicozzi..... | .309 (2013) |
| Juan Perez.....     | .302 (2012) |
| Javier Herrera..... | .296 (2013) |
| Thomas Neal.....    | .291 (2010) |

| DOUBLES                |           |
|------------------------|-----------|
| Thomas Neal.....       | 40 (2010) |
| Javier Herrera.....    | 37 (2013) |
| Christian Arroyo.....  | 36 (2016) |
| Charlie Culberson..... | 34 (2011) |
| Two tied.....          | 32        |

| STRIKEOUTS             |            |
|------------------------|------------|
| Jarrett Parker.....    | 161 (2013) |
| Jacob Heyward.....     | 147 (2019) |
| Charlie Culberson..... | 129 (2011) |
| Ricky Oropesa.....     | 128 (2015) |
| Mark Minicozzi.....    | 123 (2013) |

| GAMES                  |            |
|------------------------|------------|
| Charlie Culberson..... | 137 (2011) |
| Daniel Mayora.....     | 137 (2012) |
| Joe Panik.....         | 137 (2013) |
| Thomas Neal.....       | 136 (2010) |
| Ryan Lollis.....       | 136 (2013) |

| ON-BASE PERCENTAGE* |             |
|---------------------|-------------|
| Mark Minicozzi..... | .400 (2013) |
| Matt Duffy.....     | .398 (2014) |
| Javier Herrera..... | .376 (2013) |
| Mario Lisson.....   | .370 (2014) |
| Jarrett Parker..... | .370 (2014) |

| HITS                   |            |
|------------------------|------------|
| Thomas Neal.....       | 153 (2010) |
| Gary Brown.....        | 150 (2012) |
| Juan Perez.....        | 146 (2012) |
| Charlie Culberson..... | 143 (2011) |
| Javier Herrera.....    | 142 (2013) |

| TRIPLES              |           |
|----------------------|-----------|
| Juan Perez.....      | 10 (2011) |
| Darren Ford.....     | 9 (2010)  |
| Conor Gillaspie..... | 8 (2010)  |
| Jarrett Parker.....  | 6 (2014)  |
| Kelby Tomlinson..... | 6 (2014)  |

| WALKS               |           |
|---------------------|-----------|
| Jacob Heyward.....  | 80 (2019) |
| Mark Minicozzi..... | 62 (2013) |
| Jarrett Parker..... | 60 (2013) |
| Joe Panik.....      | 58 (2013) |
| Javier Herrera..... | 57 (2013) |

| RUNS                  |           |
|-----------------------|-----------|
| Mark Minicozzi.....   | 74 (2013) |
| Gary Brown.....       | 73 (2012) |
| Jarrett Parker.....   | 72 (2013) |
| Roger Kieschnick..... | 71 (2011) |
| Javier Herrera.....   | 70 (2013) |

| SLUGGING PERCENTAGE* |             |
|----------------------|-------------|
| Javier Herrera.....  | .485 (2013) |
| Mario Lisson.....    | .467 (2014) |
| Adam Duvall.....     | .465 (2013) |
| Jarrett Parker.....  | .463 (2014) |
| Mark Minicozzi.....  | .445 (2013) |

| HOME RUNS           |           |
|---------------------|-----------|
| Jarrett Parker..... | 18 (2013) |
| Mario Lisson.....   | 18 (2014) |
| Adam Duvall.....    | 17 (2013) |
| Ricky Oropesa.....  | 17 (2015) |
| Two tied.....       | 16        |

| TOTAL BASES            |            |
|------------------------|------------|
| Javier Herrera.....    | 233 (2013) |
| Thomas Neal.....       | 231 (2010) |
| Juan Perez.....        | 213 (2012) |
| Charlie Culberson..... | 211 (2011) |
| Gary Brown.....        | 207 (2012) |

| STOLEN BASES          |           |
|-----------------------|-----------|
| Johneshwy Fargas..... | 50 (2019) |
| Kelby Tomlinson.....  | 49 (2014) |
| Tyler Graham.....     | 38 (2014) |
| Darren Ford.....      | 37 (2010) |
| Gary Brown.....       | 33 (2012) |

| RBI                 |           |
|---------------------|-----------|
| Mario Lisson.....   | 76 (2014) |
| Ricky Oropesa.....  | 76 (2015) |
| Javier Herrera..... | 74 (2013) |
| Thomas Neal.....    | 69 (2010) |
| Two tied.....       | 67        |

| OPS*                |             |
|---------------------|-------------|
| Javier Herrera..... | .861 (2013) |
| Mark Minicozzi..... | .844 (2013) |
| Matt Duffy.....     | .842 (2014) |
| Mario Lisson.....   | .837 (2014) |
| Jarrett Parker..... | .833 (2014) |

## PITCHERS

| WINS                 |           |
|----------------------|-----------|
| Jack Snodgrass.....  | 12 (2013) |
| David Mixon.....     | 11 (2010) |
| Michael Kickham..... | 11 (2012) |
| Craig Westcott.....  | 11 (2012) |
| Jack Snodgrass.....  | 11 (2014) |
| Edwin Quirarte.....  | 11 (2014) |

| WINNING PERCENTAGE*   |             |
|-----------------------|-------------|
| Jack Snodgrass.....   | .750 (2013) |
| Eric Surkamp.....     | .714 (2011) |
| Jack Snodgrass.....   | .647 (2014) |
| Alfred Gutierrez..... | .643 (2019) |
| Kelvin Marte.....     | .625 (2015) |

| STRIKEOUTS           |            |
|----------------------|------------|
| Eric Surkamp.....    | 165 (2011) |
| Michael Kickham..... | 137 (2012) |
| Chris Heston.....    | 135 (2012) |
| Tyler Beede.....     | 135 (2016) |
| Ryan Verdugo.....    | 133 (2011) |

| HITS ALLOWED        |            |
|---------------------|------------|
| Craig Westcott..... | 181 (2012) |
| Chris Gloor.....    | 163 (2013) |
| Craig Westcott..... | 158 (2013) |
| Mike MacDonald..... | 155 (2010) |
| Clayton Tanner..... | 150 (2010) |

| APPEARANCES         |           |
|---------------------|-----------|
| Phil McCormick..... | 58 (2013) |
| Phil McCormick..... | 58 (2015) |
| Edwin Quirarte..... | 56 (2013) |
| Edwin Quirarte..... | 51 (2014) |
| Tyler Mizenko.....  | 51 (2016) |

| LOSSES              |           |
|---------------------|-----------|
| Craig Westcott..... | 12 (2013) |
| Kyle Crick.....     | 11 (2016) |
| Sam Coonrod.....    | 11 (2017) |
| Cory Taylor.....    | 11 (2017) |
| Four tied.....      | 10        |

| ERA*              |             |
|-------------------|-------------|
| Eric Surkamp..... | 2.02 (2011) |
| Chris Heston..... | 2.24 (2012) |
| Joe Biagini.....  | 2.42 (2015) |
| Kelvin Marte..... | 2.63 (2015) |
| Tyler Beede.....  | 2.81 (2016) |

| WALKS                |           |
|----------------------|-----------|
| Michael Kickham..... | 75 (2012) |
| Kyle Crick.....      | 67 (2016) |
| Kyle Crick.....      | 66 (2015) |
| Clayton Tanner.....  | 64 (2010) |
| Ryan Verdugo.....    | 63 (2011) |

| RUNS ALLOWED        |           |
|---------------------|-----------|
| Craig Westcott..... | 85 (2012) |
| Clayton Tanner..... | 78 (2010) |
| Chris Gloor.....    | 77 (2013) |
| Craig Westcott..... | 77 (2013) |
| Taylor Rogers.....  | 73 (2013) |

| SAVES              |           |
|--------------------|-----------|
| Rafael Cova.....   | 23 (2010) |
| Josh Osich.....    | 19 (2015) |
| Tyler Cyr.....     | 18 (2017) |
| Heath Hembree..... | 17 (2011) |
| Two tied.....      | 14        |

| GAMES STARTED          |           |
|------------------------|-----------|
| Craig Westcott.....    | 28 (2012) |
| Justin Fitzgerald..... | 28 (2012) |
| Clayton Tanner.....    | 27 (2010) |
| Justin Fitzgerald..... | 27 (2011) |
| M.Kickham.....         | 27 (2012) |
| Craig Westcott.....    | 27 (2013) |

| WHIP*               |             |
|---------------------|-------------|
| Caleb Baragar.....  | 1.05 (2019) |
| Eric Surkamp.....   | 1.08 (2011) |
| Chris Heston.....   | 1.10 (2012) |
| Joe Biagini.....    | 1.12 (2015) |
| Jack Snodgrass..... | 1.17 (2013) |

| INNINGS PITCHED        |              |
|------------------------|--------------|
| Craig Westcott.....    | 165.0 (2012) |
| Justin Fitzgerald..... | 164.2 (2012) |
| David Mixon.....       | 156.2 (2010) |
| Chris Gloor.....       | 156.1 (2013) |
| Michael Kickham.....   | 150.2 (2012) |

| EARNED RUNS ALLOWED |           |
|---------------------|-----------|
| Craig Westcott..... | 75 (2012) |
| Chris Gloor.....    | 70 (2013) |
| Craig Westcott..... | 67 (2013) |
| Ryan Verdugo.....   | 63 (2011) |
| Taylor Rogers.....  | 63 (2013) |

| HOME RUNS ALLOWED   |           |
|---------------------|-----------|
| Chris Gloor.....    | 16 (2013) |
| Ryan Verdugo.....   | 14 (2011) |
| Daryl Maday.....    | 14 (2011) |
| Clayton Tanner..... | 13 (2011) |
| Four tied.....      | 12        |

\* - Min. 378 plate appearances / 112 innings pitched / 10 decisions





# CAREER LEADERS

## BATTERS

| BATTING AVERAGE*    |      |
|---------------------|------|
| Matt Duffy.....     | .332 |
| Miguel Gomez.....   | .308 |
| Austin Slater.....  | .305 |
| Mark Minicozzi..... | .299 |
| Caleb Gindl.....    | .295 |

| DOUBLES             |    |
|---------------------|----|
| Hunter Cole.....    | 61 |
| Myles Schroder..... | 56 |
| Devin Harris.....   | 54 |
| Ricky Oropesa.....  | 54 |
| Two tied.....       | 51 |

| STRIKEOUTS          |     |
|---------------------|-----|
| Ricky Oropesa.....  | 357 |
| Myles Schroder..... | 281 |
| Jarrett Parker..... | 264 |
| Devin Harris.....   | 231 |
| Hunter Cole.....    | 225 |

| GAMES                 |     |
|-----------------------|-----|
| Ricky Oropesa.....    | 381 |
| Myles Schroder.....   | 374 |
| Skyler Stromsmoe..... | 288 |
| Ryan Lollis.....      | 273 |
| Hunter Cole.....      | 260 |

| ON-BASE PERCENTAGE* |      |
|---------------------|------|
| Matt Duffy.....     | .398 |
| Mark Minicozzi..... | .383 |
| Austin Slater.....  | .378 |
| Jerry Sands.....    | .374 |
| Mario Lisson.....   | .370 |

| HITS                |     |
|---------------------|-----|
| Myles Schroder..... | 339 |
| Ricky Oropesa.....  | 300 |
| Juan Perez.....     | 263 |
| Hunter Cole.....    | 253 |
| C.J. Hinojosa.....  | 221 |

| TRIPLES             |    |
|---------------------|----|
| Myles Schroder..... | 14 |
| Juan Perez.....     | 14 |
| Hunter Cole.....    | 12 |
| Jarrett Parker..... | 11 |
| Darren Ford.....    | 11 |

| WALKS                 |     |
|-----------------------|-----|
| Ricky Oropesa.....    | 113 |
| Jarrett Parker.....   | 105 |
| Skyler Stromsmoe..... | 104 |
| Mark Minicozzi.....   | 94  |
| Johnny Monell.....    | 89  |

| RUNS                 |     |
|----------------------|-----|
| Myles Schroder.....  | 150 |
| Jarrett Parker.....  | 124 |
| Juan Perez.....      | 123 |
| Kelby Tomlinson..... | 119 |
| Ricky Oropesa.....   | 115 |

| SLUGGING PERCENTAGE* |      |
|----------------------|------|
| Jerry Sands.....     | .497 |
| Caleb Gindl.....     | .473 |
| Mario Lisson.....    | .467 |
| Miguel Gomez.....    | .466 |
| Adam Duval.....      | .465 |

| HOME RUNS           |    |
|---------------------|----|
| Ricky Oropesa.....  | 37 |
| Jarrett Parker..... | 30 |
| Devin Harris.....   | 27 |
| Hunter Cole.....    | 23 |
| Dylan Davis.....    | 23 |

| TOTAL BASES         |     |
|---------------------|-----|
| Myles Schroder..... | 486 |
| Ricky Oropesa.....  | 467 |
| Hunter Cole.....    | 407 |
| Juan Perez.....     | 387 |
| Jarrett Parker..... | 359 |

| STOLEN BASES          |    |
|-----------------------|----|
| Kelby Tomlinson.....  | 68 |
| Darren Ford.....      | 56 |
| Johneshwy Fargas..... | 50 |
| Juan Perez.....       | 40 |
| Tyler Graham.....     | 39 |

| RBI                 |     |
|---------------------|-----|
| Ricky Oropesa.....  | 165 |
| Myles Schroder..... | 117 |
| Hunter Cole.....    | 117 |
| Jarrett Parker..... | 115 |
| Devin Harris.....   | 112 |

| OPS*                |      |
|---------------------|------|
| Jerry Sands.....    | .871 |
| Matt Duffy.....     | .842 |
| Mario Lisson.....   | .837 |
| Caleb Gindl.....    | .825 |
| Mark Minicozzi..... | .824 |

## PITCHERS

| WINS                   |    |
|------------------------|----|
| Jack Snodgrass.....    | 27 |
| Justin Fitzgerald..... | 19 |
| Craig Westcott.....    | 19 |
| Edwin Quirarte.....    | 18 |
| Kelvin Marte.....      | 18 |

| WINNING PERCENTAGE* |      |
|---------------------|------|
| Eric Surkamp.....   | .714 |
| Austin Fleet.....   | .714 |
| Brett Bochy.....    | .700 |
| Jack Snodgrass..... | .675 |
| Kelvin Marte.....   | .667 |

| STRIKEOUTS             |     |
|------------------------|-----|
| Justin Fitzgerald..... | 282 |
| Kyle Crick.....        | 270 |
| Daryl Maday.....       | 255 |
| Craig Westcott.....    | 208 |
| Edwin Quirarte.....    | 208 |

| HITS ALLOWED           |     |
|------------------------|-----|
| Craig Westcott.....    | 415 |
| Daryl Maday.....       | 347 |
| Justin Fitzgerald..... | 311 |
| Edwin Quirarte.....    | 302 |
| Jack Snodgrass.....    | 302 |

| APPEARANCES         |     |
|---------------------|-----|
| Edwin Quirarte..... | 204 |
| Phil McCormick..... | 175 |
| Jose Casilla.....   | 120 |
| Daryl Maday.....    | 119 |
| Dan Slania.....     | 97  |

| LOSSES              |    |
|---------------------|----|
| Dayla Maday.....    | 25 |
| Craig Westcott..... | 25 |
| Kyle Crick.....     | 22 |
| Clayton Tanner..... | 19 |
| Edwin Quirarte..... | 18 |

| ERA*              |      |
|-------------------|------|
| Eric Surkamp..... | 2.02 |
| Chris Heston..... | 2.40 |
| Joe Biagini.....  | 2.42 |
| Dan Slania.....   | 2.76 |
| Jose Casilla..... | 3.02 |

| WALKS                  |     |
|------------------------|-----|
| Kyle Crick.....        | 194 |
| Craig Westcott.....    | 141 |
| Justin Fitzgerald..... | 123 |
| Garrett Williams.....  | 122 |
| Edwin Quirarte.....    | 106 |

| RUNS ALLOWED        |     |
|---------------------|-----|
| Craig Westcott..... | 204 |
| Daryl Maday.....    | 153 |
| Clayton Tanner..... | 149 |
| Jack Snodgrass..... | 146 |
| Edwin Quirarte..... | 143 |

| SAVES            |    |
|------------------|----|
| Daryl Maday..... | 28 |
| Derek Law.....   | 26 |
| Tyler Cyr.....   | 26 |
| Rafael Cova..... | 23 |
| Josh Osich.....  | 22 |

| GAMES STARTED          |    |
|------------------------|----|
| Craig Westcott.....    | 68 |
| Justin Fitzgerald..... | 61 |
| Jack Snodgrass.....    | 56 |
| Kyle Crick.....        | 56 |
| Clayton Tanner.....    | 49 |

| WHIP*              |      |
|--------------------|------|
| Caleb Baragar..... | 1.05 |
| Eric Surkamp.....  | 1.08 |
| Chris Heston.....  | 1.12 |
| Joe Biagini.....   | 1.12 |
| Dan Slania.....    | 1.16 |

| INNINGS PITCHED        |       |
|------------------------|-------|
| Craig Westcott.....    | 375.2 |
| Justin Fitzgerald..... | 344.0 |
| Daryl Maday.....       | 340.0 |
| Jack Snodgrass.....    | 322.1 |
| Edwin Quirarte.....    | 306.1 |

| EARNED RUNS ALLOWED    |     |
|------------------------|-----|
| Craig Westcott.....    | 180 |
| Daryl Maday.....       | 139 |
| Jack Snodgrass.....    | 133 |
| Kyle Crick.....        | 122 |
| Justin Fitzgerald..... | 120 |

| HOME RUNS ALLOWED   |    |
|---------------------|----|
| Daryl Maday.....    | 28 |
| Craig Westcott..... | 27 |
| Clayton Tanner..... | 23 |
| Chris Gloor.....    | 23 |
| Dan Slania.....     | 18 |

\* - Min. 378 plate appearances / 112 innings pitched / 10 decisions



## FLYING SQUIRRELS TEAM AWARDS

### 2010

Most Valuable Player.....Thomas Neal  
 Pitcher of the Year.....David Mixon  
 Puritan Cleaners Dirty Squirrel of the Year.....Thomas Neal

### 2011

Most Valuable Player.....Roger Kieschnick  
 Pitcher of the Year.....Eric Surkamp  
 Puritan Cleaners Dirty Squirrel of the Year.....Skyler Stromsmoe

### 2012

Most Valuable Player.....Juan Perez  
 Pitcher of the Year.....Chris Heston  
 Puritan Cleaners Dirty Squirrel of the Year.....Gary Brown

### 2013

Most Valuable Player.....Javier Herrera  
 Pitcher of the Year.....Jack Snodgrass  
 Puritan Cleaners Dirty Squirrel of the Year.....Ryan Lollis

### 2014

Most Valuable Player.....Matt Duffy  
 Pitcher of the Year.....Jack Snodgrass  
 Puritan Cleaners Dirty Squirrel of the Year.....Kelby Tomlinson

### 2015

Most Valuable Player.....Rando Moreno  
 Pitcher of the Year.....Joe Biagini  
 Puritan Cleaners Dirty Squirrel of the Year.....Myles Schroder

### 2016

Most Valuable Player.....Hunter Cole  
 Pitcher of the Year.....Tyler Beede  
 Puritan Cleaners Dirty Squirrel of the Year.....Steven Duggar  
 Community Service Award.....Eliezer Zambrano

### 2017

Most Valuable Player.....Miguel Gomez  
 Pitcher of the Year.....Tyler Cyr  
 Puritan Cleaners Dirty Squirrel of the Year.....Myles Schroder  
 Community Service Award.....Jeff Arnold

### 2018

Most Valuable Player.....Ryan Howard  
 Pitcher of the Year.....Dillon McNamara  
 Puritan Cleaners Dirty Squirrel of the Year.....Matt Lipka  
 Community Service Award.....Dan Slania

### 2019

Most Valuable Player.....Johneshwy Fargas  
 Pitcher of the Year.....Ryan Halstead  
 Puritan Cleaners Dirty Squirrel of the Year.....Jalen Miller  
 Community Service Award.....Matt Winn

#### E.L. PLAYER OF THE WEEK

|      |                 |                   |
|------|-----------------|-------------------|
| 2011 | Chris Dominguez | June 20-27        |
| 2012 | Daniel Mayora   | July 9-16         |
| 2013 | Adam Duvall     | April 4-15        |
|      | Mark Minicozzi  | May 20-27         |
| 2014 | Matt Duffy      | May 5-12          |
| 2015 | Devin Harris    | May 25-June 1     |
|      | Ricky Oropesa   | August 24-31      |
| 2016 | Steven Duggar   | July 18-24        |
| 2018 | Jerry Sands     | July 2-8          |
|      | Celeb Gindl     | August 13-19      |
| 2019 | Jacob Heyward   | April 29-May 5    |
|      | Zach Houchins   | June 3-9          |
|      | Gio Brusa       | June 17-23        |
|      | Joey Bart       | August 26-Sept. 2 |

#### E.L. PITCHER OF THE WEEK

|      |                   |                   |
|------|-------------------|-------------------|
| 2010 | Daryl Maday       | April 26-May 2    |
|      | David Mixon       | May 3-9           |
| 2011 | Eric Surkamp      | May 2-9           |
|      | Ryan Verdugo      | May 31-June 6     |
|      | Eric Surkamp      | July 4-11         |
| 2012 | Chris Heston      | May 21-29         |
|      | Justin Fitzgerald | July 9-16         |
|      | Michael Kickham   | July 30-August 6  |
| 2013 | Edwin Escobar     | July 29-August 5  |
| 2016 | Matt Gage         | May 16-22         |
|      | Andrew Suarez     | July 18-24        |
|      | Tyler Beede       | August 29-Sept. 4 |
| 2017 | Matt Gage         | July 19-25        |
|      | Cory Taylor       | July 24-30        |
|      | Dan Slania        | August 14-20      |
| 2019 | Garrett Williams  | June 24-30        |

#### E.L. ALL-STAR GAME MVP

2018.....Luigi Rodriguez

#### E.L. PITCHER OF THE YEAR

2012.....Chris Heston



# OPENING DAY

## OPENING DAY LINEUPS

### April 8, 2010 at Bowie

CF .....Darren Ford  
 SS .....Brandon Crawford  
 LF .....Thomas Neal  
 RF .....Roger Kieschnick  
 3B .....Conor Gillaspie  
 1B .....Michael Ambort  
 2B .....Nick Noonan  
 C .....Jackson Williams  
 DH .....Tyler Graham  
 P .....Mike MacDonald

### April 4, 2013 vs. New Britain

CF .....Ryan Lollis  
 SS .....Ehire Adrianza  
 2B .....Joe Panik  
 1B .....Ricky Oropesa  
 DH .....Mark Minicozzi  
 3B .....Adam Duvall  
 RF .....Jarrett Parker  
 C .....Andrew Susac  
 LF .....Javier Herrera  
 P .....Craig Westcott

### April 7, 2016 vs. Hartford\*

LF .....Myles Schroder  
 SS .....Christian Arroyo  
 CF .....Austin Slater  
 1B .....Ricky Oropesa  
 RF .....Hunter Cole  
 3B .....Ryder Jones  
 C .....Matt Winn  
 2B .....Rando Moreno  
 P .....Tyler Beede

\* - hosted at The Diamond in Richmond

### April 4, 2019 vs. Hartford

CF .....Johneshwy Fargas  
 2B .....Jalen Miller  
 SS .....Ryan Howard  
 1B .....Brock Stassi  
 RF .....Heath Quinn  
 LF .....Jacob Heyward  
 C .....Hamlet Marte  
 3B .....Jonah Arenado  
 P .....Logan Webb

### April 7, 2011 vs. New Britain

LF .....Justin Christian  
 2B .....Charlie Culberson  
 DH .....Roger Kieschnick  
 1B .....Joe Koshansky  
 CF .....Juan Perez  
 RF .....Mike McBryde  
 C .....Johnny Monell  
 3B .....Jose Flores  
 SS .....Joel Weeks  
 P .....Daryl Maday

### April 3, 2014 at New Britain

CF .....Tyler Graham  
 SS .....Matt Duffy  
 RF .....Jarrett Parker  
 LF .....Mario Lisson  
 1B .....Angel Villalona  
 3B .....Myles Schroder  
 DH .....Ricky Oropesa  
 C .....Jeff Arnold  
 2B .....Kelby Tomlinson  
 P .....Ty Blach

### April 6, 2017 vs. Hartford

CF .....Slade Heathcott  
 SS .....Brandon Bednar  
 2B .....Miguel Gomez  
 1B .....Chris Shaw  
 RF .....Hunter Cole  
 LF .....Ryan Lollis  
 C .....Matt Winn  
 3B .....T.J. Bennett  
 P .....Dan Slania

### April 5, 2012 at New Britain

CF .....Gary Brown  
 SS .....Ehire Adrianza  
 DH .....Tommy Joseph  
 1B .....Wes Hodges  
 LF .....Chris Dominguez  
 RF .....Juan Perez  
 2B .....Ryan Cavan  
 C .....Johnny Monell  
 3B .....Daniel Mayora  
 P .....Justin Fitzgerald

### April 9, 2015 vs. Bowie

LF .....Daniel Carbonell  
 SS .....Kelby Tomlinson  
 3B .....Mitch Delfino  
 RF .....Mac Williamson  
 CF .....Javier Herrera  
 DH .....Devin Harris  
 1B .....Ricky Oropesa  
 2B .....Blake Miller  
 C .....Jackson Williams  
 P .....Chris Stratton

### April 5, 2018 at Trenton

CF .....Ronnie Jebavy  
 SS .....Ryan Howard  
 C .....Aramis Garcia  
 3B .....Jonah Arenado  
 1B .....Jerry Sands  
 DH .....Dillon Dobson  
 LF .....Dylan Davis  
 RF .....Daniel Carbonell  
 2B .....Ali Castillo  
 P .....Cory Taylor

## YEAR-BY-YEAR RESULTS

| DATE   | OPP.           | W/L | SCORE    | WINNER          | LOSER             | SAVE            | ATT.  | TOG         |
|--------|----------------|-----|----------|-----------------|-------------------|-----------------|-------|-------------|
| 4/8/10 | at Bowie       | L   | 6-4      | Pat Egan        | Ronnie Ray        | Chad Thall      | 3,761 | 2:53 (1:17) |
| 4/7/11 | New Britain    | W   | 6-4      | Osiris Mators   | Spencer Steedley  | Ryan Stoffel    | 9,560 | 9,560       |
| 4/5/12 | at New Britain | L   | 3-2      | Luke French     | Justin Fitzgerald | Lester Oliveros | 4,653 | 2:28        |
| 4/4/13 | New Britain    | L   | 1-0      | Bobby Lanigan   | Edwin Quirarte    | Michael Tonkin  | 9,560 | 2:30 (:44)  |
| 4/3/14 | at New Britain | L   | 10-2     | Pat Dean        | Ty Blach          | -               | 5,494 | 2:46        |
| 4/9/15 | Bowie          | W   | 3-2 (14) | Pedro Rodriguez | Andrew Triggs     | -               | 9,560 | 4:43        |
| 4/7/16 | at Hartford*   | L   | 5-4      | Kyle Freeland   | Tyler Beede       | Matt Carasiti   | 3,123 | 2:38        |
| 4/6/17 | Hartford       | W   | 11-1     | Dan Slania      | Ryan Castellani   | -               | 9,560 | 2:15        |
| 4/5/18 | at Trenton     | L   | 5-2      | Erik Swanson    | Ryan Halstead     | -               | 6,441 | 2:47        |
| 4/4/19 | Hartford       | W   | 1-0      | Logan Webb      | Jack Wynkoop      | Sam Wolff       | 9,845 | 2:37        |

## OPENING DAY STATISTICS

### By Opponent

vs. Bowie .....1-1  
 vs. Hartford .....2-1  
 vs. New Britain .....1-3  
 vs. Trenton .....0-1

### Records Breakdown

Open at Home .....4-1  
 Open on the Road .....0-5  
 Open vs. AL affiliate .....2-5  
 Open vs. NL affiliate .....2-1  
 Open vs. West .....1-1  
 Open vs. East .....3-5

### Misc. Information

**Earliest Opening Day Game:**  
 April 3 - 2014 at New Britain  
**Earliest Opening Day (Home):**  
 April 4 - 2013 vs. New Britain & 2019 vs. Hartford  
**Latest Opening Day Game:**  
 April 9 - 2015 vs. Bowie  
**Most Opening Day Starts:**  
 Ricky Oropesa - 4 (2013-16)

## HOME OPENERS

| YEAR  | OPP.        | RESULT      | ATT.  |
|-------|-------------|-------------|-------|
| 2010  | Reading     | W, 3-0      | 9,560 |
| 2011* | New Britain | W, 6-4      | 9,560 |
| 2012  | Altoona     | W, 7-3      | 9,560 |
| 2013* | New Britain | L, 1-0      | 9,560 |
| 2014  | Altoona     | L, 6-1      | 9,560 |
| 2015* | Bowie       | W, 3-2 (14) | 9,560 |
| 2016  | Altoona     | W, 2-1      | 9,560 |
| 2017* | Hartford    | W, 11-1     | 9,560 |
| 2018  | Reading     | W, 3-1      | 9,845 |
| 2019* | Hartford    | W, 1-0      | 9,845 |

\* - Home opener was season opener

ORGANIZATION

2021 FLYING SQUIRRELS

HISTORY & RECORDS

DOUBLE-A NORTHEAST

GIANTS ORGANIZATION

GENERAL INFORMATION



# POSTSEASON HISTORY

## 2011

### 2011 WESTERN DIVISION CHAMPIONSHIP SERIES



#### RICHMOND FLYING SQUIRRELS

(76-66)



#### HARRISBURG SENATORS

(80-62)

#### RICHMOND WINS SERIES, 3-0

##### GAME 1 - Sept. 9 at Harrisburg W, 6-0

RIC 010 000 021 613 0  
 HAR 000 000 000 072

WP: Daryl Maday LP: Erik Arnesen  
 HR: Chris Dominguez (RIC)  
 ATT: 6,447

NOTES: Played at The Diamond due to flooding in Harrisburg...RIC SP Daryl Maday 7.0 IP, 4 H, 0 R...RIC Hector Correa 2.0 IP...RIC Chris Dominguez solo HR in 2nd, finished 3-5, 3 RBI...RIC Johnny Monell 2B, 2 RBI

##### GAME 2 - Sept. 10 at Harrisburg W, 4-2 (11)

RIC 000 000 020 02 470  
 HAR 000 200 000 00 262

WP: Heath Hembree LP: Pat Lehman  
 HR: Derek Norris (HAR)  
 ATT: 6,489

NOTES: Played at The Diamond due to flooding in Harrisburg...RIC Juan Perez go-ahead single in 11th...Skyler Stromsroe RBI single in 11th...HAR led 2-0 into 8th before RBIs by Charlie Culberson & Johnny Monell...RIC SP Jason Stevenson 7 IP, 5 H, 2 R, 8 SO...HAR SP Shairon Martin 7.0 IP, 1 H, 0 R, 9 SO

##### GAME 3 - Sept. 11 vs. Harrisburg W, 2-1

HAR 000 000 010 1 5 0  
 RIC 000 002 00X 2 8 0

WP: Justin Fitzgerald LP: Tanner Roark  
 SV: Hector Correa  
 HR: Chris Dominguez (RIC)  
 ATT: 2,891

NOTES: RIC Chris Dominguez 2-R HR in 6th...RIC SP Justin Fitzgerald 7.1 IP, 4 H, 1 R, 5 SO...RIC Hector Correa 1.1 IP, 0 H, 0 R...HAR SP Tanner Roark 7.0 IP, 2 R, 10 SO

### 2011 EASTERN LEAGUE CHAMPIONSHIP SERIES



#### RICHMOND FLYING SQUIRRELS

(76-66)



#### NEW HAMPSHIRE FISHER CATS

(77-65)

#### NEW HAMPSHIRE WINS SERIES, 3-1

##### GAME 1 - Sept. 13 at New Hamp. W, 10-9

RIC 1 20 310 102 1017 3  
 NH 004 011 030 9102

WP: Heath Hembree LP: Bobby Korecky  
 HR: Charlie Culberson (RIC), Skyler Stromsroe (RIC), Moises Sierra (NH)  
 ATT: 2,491

NOTES: RIC Skyler Stromsroe go-ahead 2-R HR in ninth, 4-for-4 in game...RIC Jackson Williams 4-for-4, 2B, 2 RBI

##### GAME 2 - Sept. 14 at New Hamp. L, 7-5

RIC 100 000 202 5111  
 NH 030 010 30X 7111

WP: Nestor Molina LP: Daryl Maday  
 HR: --  
 ATT: 2,532

NOTES: RIC Charlie Culberson 3-for-5, R, RBI...RIC Francisco Peguero 3-for-4, 2 R...NH Kevin Howard 3-for-4, 2 2B, 2 RBI...NH SP Nestor Molina 5.0 IP, 3 H, 1 ER, 1 BB, 8 SO

##### GAME 3 - Sept. 16 vs. New Hamp. L, 5-3

NH 000 005 000 5 6 1  
 RIC 100 001 010 3 111

WP: Wes Etheride LP: Jason Stevenson  
 SV: Bobby Korecky  
 HR: --

ATT: 8,819  
 NOTES: RIC Charlie Culberson tripled, scored on WP in 1st...RIC SP Jason Stevenson did not allow a hit in first 5.2 IP...First two batters in 6th retired before next six reached...NH scored five in 6th, all with two outs

##### GAME 4 - Sept. 17 vs. New Hamp. L, 4-3

RIC 010 200 001 4 8 1  
 NH 011 001 000 3 10 2

WP: Clint Everts LP: Hector Correa  
 SV: Bobby Korecky  
 HR: Kevin Howard (NH)  
 ATT: 4,721

NOTES: RIC SP Justin Fitzgerald 5.0 IP, 5 H, 3 ER, 9 SO...NH Moises Sierra go-ahead RBI 1B with 2 outs in 9th...NH Bobby Korecky 1-2-3 9th



#### 2011 POSTSEASON BATTING STATS

| PLAYER             | AVG         | G        | AB         | R         | H         | 2B        | 3B       | HR       | RBI       | BB        | SO        |
|--------------------|-------------|----------|------------|-----------|-----------|-----------|----------|----------|-----------|-----------|-----------|
| Correa, Hector     | 1.000       | 2        | 1          | 0         | 1         | 0         | 0        | 0        | 0         | 0         | 0         |
| Culberson, Charlie | .343        | 7        | 35         | 5         | 12        | 1         | 1        | 5        | 5         | 7         | 8         |
| Dominguez, Chris   | .241        | 7        | 29         | 3         | 7         | 0         | 0        | 2        | 6         | 2         | 7         |
| Fairley, Wendell   | .391        | 6        | 23         | 2         | 9         | 0         | 1        | 0        | 2         | 7         | 7         |
| Fitzgerald, Justin | .478        | 6        | 23         | 3         | 11        | 4         | 0        | 0        | 5         | 6         | 4         |
| Hembree, Heath     | .000        | 2        | 1          | 0         | 0         | 0         | 0        | 0        | 0         | 1         | 1         |
| Hodges, Wes        | .148        | 7        | 27         | 1         | 4         | 1         | 0        | 0        | 3         | 7         | 7         |
| Lively, Mitch      | --          | 2        | 0          | 0         | 0         | 0         | 0        | 0        | 0         | 0         | 0         |
| Lollis, Ryan       | .273        | 5        | 11         | 1         | 3         | 1         | 0        | 1        | 0         | 4         | 4         |
| Maday, Daryl       | .000        | 1        | 3          | 0         | 0         | 0         | 0        | 0        | 0         | 3         | 3         |
| Monell, Johnny     | .478        | 6        | 23         | 3         | 11        | 4         | 0        | 0        | 5         | 6         | 4         |
| Peguero, Francisco | .323        | 7        | 31         | 10        | 2         | 0         | 0        | 3        | 2         | 9         | 7         |
| Perez, Juan        | .214        | 7        | 28         | 3         | 6         | 1         | 0        | 0        | 3         | 2         | 7         |
| Schoop, Sharon     | --          | 2        | 0          | 1         | 0         | 0         | 0        | 0        | 0         | 0         | 0         |
| Stevenson, Jason   | .000        | 1        | 2          | 0         | 0         | 0         | 0        | 0        | 0         | 2         | 2         |
| Stromsroe, Skyler  | .308        | 7        | 26         | 4         | 8         | 1         | 0        | 1        | 3         | 0         | 5         |
| Williams, Jackson  | .462        | 4        | 15         | 4         | 6         | 3         | 0        | 0        | 3         | 3         | 4         |
| <b>TOTALS</b>      | <b>.302</b> | <b>7</b> | <b>255</b> | <b>33</b> | <b>77</b> | <b>14</b> | <b>2</b> | <b>4</b> | <b>30</b> | <b>20</b> | <b>69</b> |

#### 2011 POSTSEASON PITCHING STATS

| PITCHERS           | W-L        | ERA        | G        | GS       | SV       | IP          | H         | R         | ER        | HR       | BB        | SO        |
|--------------------|------------|------------|----------|----------|----------|-------------|-----------|-----------|-----------|----------|-----------|-----------|
| Bowlin, Drew       | 0-0        | 54.00      | 1        | 0        | 0        | 0           | 1         | 3         | 2         | 2        | 0         | 0         |
| Correa, Hector     | 0-1        | 2.08       | 4        | 0        | 1        | 8.2         | 9         | 3         | 2         | 0        | 2         | 6         |
| Fitzgerald, Justin | 1-0        | 2.70       | 2        | 2        | 0        | 13.1        | 9         | 4         | 4         | 1        | 3         | 14        |
| Fleet, Austin      | 0-0        | 0.00       | 2        | 0        | 0        | 2.1         | 2         | 0         | 0         | 0        | 1         | 4         |
| Hembree, Heath     | 2-0        | 2.70       | 1        | 0        | 0        | 3.1         | 3         | 1         | 1         | 1        | 4         | 1         |
| Hinshaw, Alex      | 0-0        | 0.00       | 1        | 0        | 0        | 1.2         | 0         | 0         | 0         | 0        | 2         | 2         |
| Lively, Mitch      | 0-0        | 0.00       | 3        | 0        | 0        | 3.1         | 3         | 0         | 0         | 0        | 0         | 5         |
| Lofgren, Chuck     | 0-0        | 15.43      | 1        | 1        | 0        | 2.1         | 2         | 4         | 4         | 0        | 5         | 1         |
| Maday, Daryl       | 1-1        | 3.00       | 2        | 2        | 0        | 12.0        | 12        | 4         | 4         | 0        | 3         | 10        |
| Quinowski, David   | 0-0        | 0.00       | 1        | 0        | 0        | 0.1         | 0         | 0         | 0         | 0        | 1         | 0         |
| Rodriguez, Wilmin  | 0-0        | 9.00       | 1        | 0        | 0        | 1.0         | 0         | 1         | 1         | 2        | 0         | 0         |
| Stevenson, Jason   | 0-1        | 4.97       | 2        | 0        | 0        | 12.2        | 7         | 7         | 7         | 1        | 5         | 13        |
| Verdugo, Ryan      | 0-0        | 6.75       | 1        | 0        | 0        | 2.2         | 2         | 2         | 2         | 0        | 1         | 3         |
| <b>TOTALS</b>      | <b>4-3</b> | <b>3.8</b> | <b>7</b> | <b>7</b> | <b>1</b> | <b>64.0</b> | <b>53</b> | <b>28</b> | <b>27</b> | <b>3</b> | <b>29</b> | <b>59</b> |



# 2014

## 2014 WESTERN DIVISION CHAMPIONSHIP SERIES



**RICHMOND FLYING SQUIRRELS**

(79-63)

**AKRON RUBBERDUCKS**

(73-69)

RICHMOND WINS SERIES, 3-1

**GAME 1 - Sept. 3 at Akron W, 3-2 (11)**

RIC 002 000 000 001 3 90  
AKR 000 100 001 00 2 61

**WP:** Jose Casilla **LP:** Elvis Araujo

**HR:** Blake Miller (RIC)

**ATT:** 2,414

**NOTES:** RIC Blake Miller 2-R HR in 3rd...RIC SP Adalberto Mejia 6.2 IP, 2 H, 1 R, 7 SO...AKR Joe Wendle tying RBI 1B in 9th...RIC Angel Villalona go-ahead RBI 2B in 11th

**GAME 2 - Sept. 4 at Akron L, 5-1**

RIC 000 100 000 0 1 6 1  
AKR 002 120 00X 5 10 1

**WP:** Will Roberts **LP:** Jack Snodgrass

**HR:** Jordan Smith (AKR)

**ATT:** 2,672

**NOTES:** AKR SP Will Roberts 7 IP, 5 H, 1 ER, 0 BB, 11 SO...RIC SP Jack Snodgrass 4.2 IP, 9 H, 5 ER...AKR run on GDP in 3rd, Joe Wendle RBI 1B...RIC Mario Lisson RBI 1B in 4th...AKR scored on WP in 4th...AKR Jordan Smith 2-R HR in 5th

**GAME 3 - Sept. 5 vs. Akron W, 1-0**

AKR 000 000 000 0 0 3 0  
RIC 001 000 00X 1 7 0

**WP:** Ty Blach **LP:** Cody Anderson

**SV:** Steven Okert

**HR:** --

**ATT:** 5,944

**NOTES:** RIC SP Ty Blach 6.1 IP, 2 H, 0 R, 2 BB, 5 SO...AKR SP Cody Anderson 6.0 IP, 5 H, 1 ER, 1 BB, 4 SO...RIC Kelby Tomlinson RBI 1B in 3rd, went 3-for-4, 3B, RBI

**GAME 3 - Sept. 6 vs. Akron W, 5-1**

AKR 000 000 100 1 5 1  
RIC 000 200 003X 5 4 0

**WP:** Chris Stratton **LP:** Shawn Morimando

**HR:** Devin Harris (RIC)

**ATT:** 4,893

**NOTES:** RIC Devin Harris 2-R HR in 4th...AKR Alex Lavisky RBI 2B in 7th...RIC Tyler Horan 2-R 3B in 8th...RIC SP Chris Stratton 6.0 IP, 2 H, 0 R, 4 BB, 6 SO...RIC Cody Hall 1-2-3 9th



## 2014 EASTERN LEAGUE CHAMPIONSHIP SERIES



**RICHMOND FLYING SQUIRRELS**

(79-63)

**BINGHAMTON METS**

(83-59)

BINGHAMTON WINS SERIES, 3-0

**GAME 1 - Sept. 9 vs. Binghamton L, 5-2**

BIN 010 020 020 5 11 0  
RIC 001 010 000 2 7 0

**WP:** Tyler Pili **LP:** Clayton Blackburn

**SV:** Cody Walterwhite

**HR:** --

**ATT:** 2,839

**NOTES:** BIN Brandon Nimmo RBI 1B in 2nd...RIC Daniel Carbonell RBI 1B in 3rd...BIN Darrell Ceciliani RBI 1B, Xorge Carrillo SF in 5th...RIC Myles Schroder RBI 1B in 5th...BIN Dustin Lawley RBI 2B, Brandon Nimmo RBI 1B in 8th...BIN SP Tyler Pili 6.0 IP, 6 H, 2 ER, 0 BB, 3 SO

**GAME 2 - Sept. 10 vs. Binghamton L, 5-1**

BIN 020 000 030 5 6 0  
RIC 010 000 000 1 6 0

**WP:** Greg Peavey **LP:** Adalberto Mejia

**HR:** Travis Tajeron (BIN), Xorge Carrillo (BIN)

**ATT:** 4,289

**NOTES:** BIN SP Greg Peavey 7.0 IP, 5 H, 1 ER, 0 BB, 9 SO...BIN Xorge Carrillo 2-R HR in 2nd...RIC Devin Harris RBI 2B in 2nd...BIN Travis Tajeron 2-out, 3-R HR in 8th

**GAME 3 - Sept. 12 at Binghamton L, 2-1**

RIC 000 000 010 1 4 0  
BIN 000 100 001 2 8 0

**WP:** Cody Satterwhite **LP:** Steven Okert

**HR:** --

**ATT:** 5,904

**NOTES:** RIC SP Ty Blach 7.0 IP, 5 H, 1 ER, 0 BB, 7 SO...BIN SP Steven Matz 7.1 IP, 2 H, 1 ER, 2 BB, 11 SO...BIN Xorge Carrillo SF in 4th...RIC Daniel Carbonell tying 2-out RBI 1B in 8th...BIN PH Jayce Boyd walk-off RBI 2B in 9th

### 2014 POSTSEASON BATTING STATS

| PLAYER             | AVG         | G        | AB         | R         | H         | 2B        | 3B       | HR       | RBI       | BB        | SO        |
|--------------------|-------------|----------|------------|-----------|-----------|-----------|----------|----------|-----------|-----------|-----------|
| Blach, Ty          | .000        | 1        | 2          | 0         | 0         | 0         | 0        | 0        | 0         | 0         | 0         |
| Blackburn, Clayton | 1.000       | 1        | 0          | 1         | 0         | 0         | 0        | 0        | 0         | 0         | 0         |
| Blair, Elliott     | .250        | 5        | 8          | 1         | 2         | 1         | 0        | 0        | 1         | 2         | 0         |
| Carbonell, Daniel  | .250        | 7        | 28         | 2         | 7         | 1         | 2        | 2        | 0         | 4         | 0         |
| Crick, Kyle        | .100        | 0        | 0          | 0         | 0         | 0         | 0        | 0        | 0         | 0         | 0         |
| Deffino, Mitch     | .133        | 6        | 15         | 0         | 2         | 0         | 0        | 0        | 1         | 5         | 0         |
| Hall, Cody         | .200        | 2        | 0          | 0         | 0         | 0         | 0        | 0        | 0         | 0         | 0         |
| Harris, Devin      | .143        | 7        | 21         | 1         | 3         | 1         | 0        | 1        | 3         | 2         | 8         |
| Horan, Tyler       | .222        | 7        | 18         | 2         | 4         | 1         | 1        | 2        | 0         | 6         | 0         |
| LaTorre, Tyler     | .294        | 6        | 17         | 1         | 5         | 1         | 0        | 0        | 2         | 7         | 0         |
| Lisson, Mario      | .080        | 7        | 25         | 4         | 2         | 1         | 0        | 1        | 3         | 7         | 0         |
| McCormick, Phil    | .110        | 0        | 0          | 0         | 0         | 0         | 0        | 0        | 0         | 0         | 0         |
| Mejia, Adalberto   | .000        | 1        | 2          | 0         | 0         | 0         | 0        | 0        | 0         | 1         | 0         |
| Miller, Blake      | .087        | 7        | 23         | 2         | 2         | 0         | 0        | 1        | 2         | 6         | 7         |
| Okert, Steven      | .100        | 1        | 0          | 0         | 0         | 0         | 0        | 0        | 0         | 0         | 0         |
| Quirarte, Edwin    | .100        | 0        | 0          | 0         | 0         | 0         | 0        | 0        | 0         | 0         | 0         |
| Rogers, Tyler      | .200        | 0        | 0          | 0         | 0         | 0         | 0        | 0        | 0         | 0         | 0         |
| Schroder, Myles    | 1.000       | 4        | 2          | 0         | 2         | 1         | 0        | 1        | 0         | 0         | 0         |
| Tomlinson, Kelby   | .286        | 7        | 28         | 1         | 8         | 2         | 1        | 0        | 1         | 6         | 0         |
| Villalona, Angel   | .160        | 7        | 25         | 0         | 4         | 1         | 0        | 2        | 0         | 12        | 0         |
| Zambrano, Eliezer  | .200        | 3        | 5          | 0         | 1         | 0         | 0        | 0        | 0         | 2         | 0         |
| <b>TOTALS</b>      | <b>.195</b> | <b>7</b> | <b>220</b> | <b>14</b> | <b>43</b> | <b>10</b> | <b>4</b> | <b>2</b> | <b>14</b> | <b>16</b> | <b>68</b> |

### 2014 POSTSEASON PITCHING STATS

| PITCHERS           | W-L        | ERA         | G        | GS       | SV       | IP          | H         | R         | ER        | HR       | BB        | SO        |
|--------------------|------------|-------------|----------|----------|----------|-------------|-----------|-----------|-----------|----------|-----------|-----------|
| Blach, Ty          | 1-0        | 0.68        | 2        | 2        | 0        | 13.1        | 7         | 1         | 1         | 0        | 2         | 12        |
| Blackburn, Clayton | 0-1        | 5.40        | 1        | 1        | 0        | 5.0         | 8         | 3         | 3         | 0        | 3         | 4         |
| Casilla, Jose      | 1-0        | 0.00        | 2        | 0        | 2        | 2.3         | 0         | 0         | 0         | 0        | 2         | 1         |
| Crick, Kyle        | 0-0        | 0.00        | 2        | 0        | 2        | 2.0         | 2         | 2         | 2         | 0        | 2         | 6         |
| Hall, Cody         | 0-0        | 0.00        | 4        | 0        | 4        | 3.0         | 0         | 0         | 0         | 1        | 3         | 3         |
| McCormick, Phil    | 0-0        | 3.00        | 3        | 0        | 3        | 2.1         | 1         | 1         | 1         | 0        | 1         | 5         |
| Mejia, Adalberto   | 0-1        | 2.13        | 2        | 0        | 12.2     | 5           | 3         | 1         | 4         | 12       | 0         | 12        |
| Okert, Steven      | 0-1        | 9.00        | 3        | 0        | 1.2      | 4           | 2         | 2         | 0         | 1        | 2         | 0         |
| Quirarte, Edwin    | 0-0        | 6.23        | 2        | 0        | 4.1      | 3           | 3         | 3         | 1         | 3        | 4         | 0         |
| Rogers, Tyler      | 0-0        | 0.23        | 4        | 0        | 3.2      | 1           | 0         | 0         | 0         | 2        | 0         | 0         |
| Snodgrass, Jack    | 0-1        | 9.64        | 1        | 1        | 0        | 4.2         | 9         | 5         | 5         | 1        | 3         | 3         |
| Stratton, Chris    | 1-0        | 0.00        | 1        | 1        | 0        | 6.0         | 2         | 0         | 0         | 4        | 6         | 0         |
| <b>TOTALS</b>      | <b>3-4</b> | <b>2.84</b> | <b>7</b> | <b>7</b> | <b>1</b> | <b>63.1</b> | <b>49</b> | <b>20</b> | <b>20</b> | <b>3</b> | <b>26</b> | <b>59</b> |

ORGANIZATION

2021 FLYING SQUIRRELS

HISTORY & RECORDS

DOUBLE-A NORTHEAST

GIANTS ORGANIZATION

GENERAL INFORMATION



ORGANIZATION

2021 FLYING SQUIRRELS

HISTORY & RECORDS

DOUBLE-A NORTHEAST

GIANTS ORGANIZATION

GENERAL INFORMATION



# UNIFORM GUIDE

## PRIMARY UNIFORMS



HOME



ROAD

## ALTERNATE UNIFORMS



BP/ALTERNATE



ARDILLAS VOLADORAS



FUNNVILLE

## 2019 SPECIALTY JERSEYS



**BIG GUY**  
APRIL 6  
CATURDAY



**HERO**  
JUNE 15  
ASK FOUNDATION



**804**  
JUNE 24  
SCOTT'S ADDITION



**MILITARY**  
JUNE 29  
SALUTE



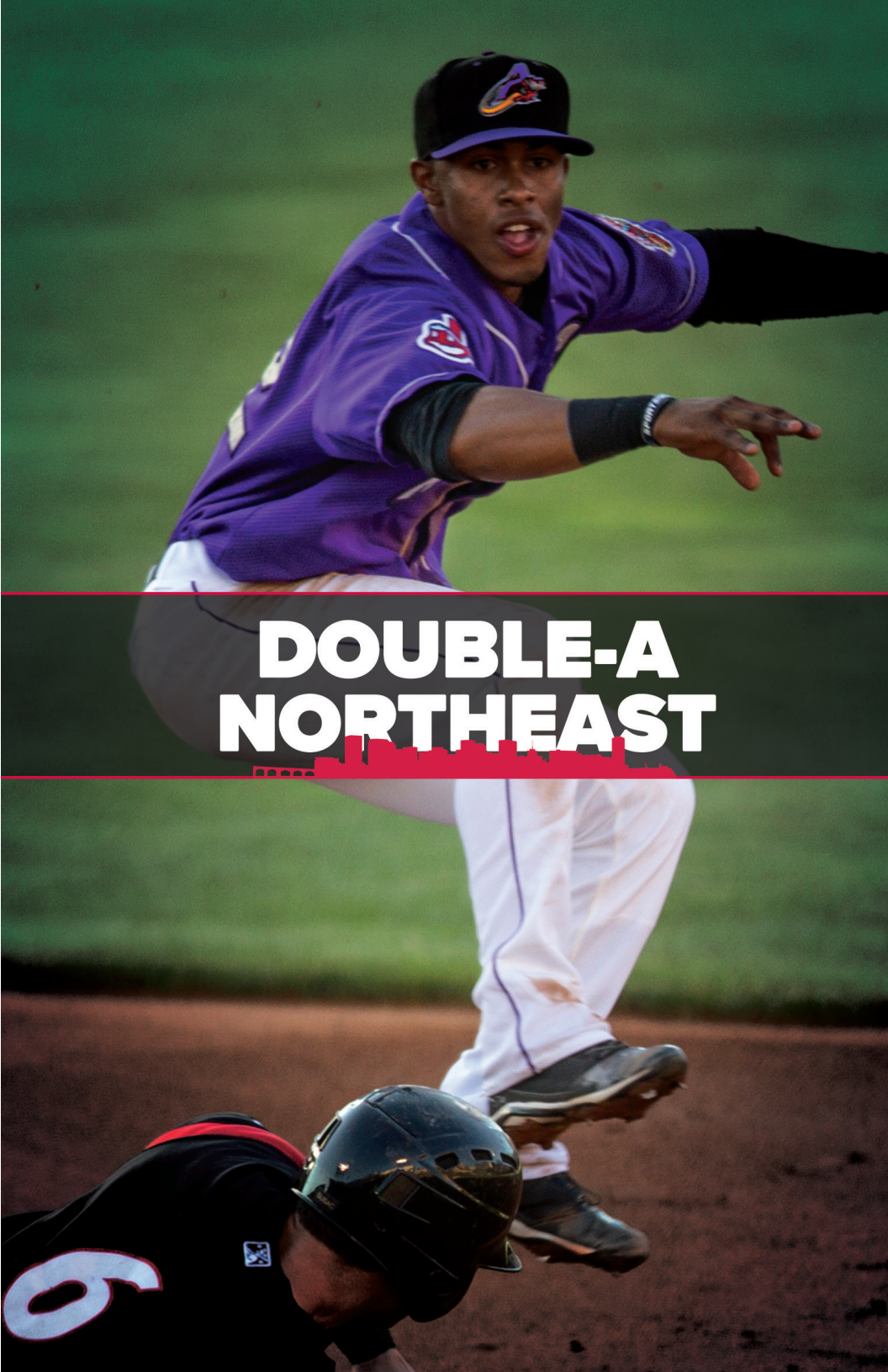
**ASTRONAUT**  
JULY 20  
LUNAR LANDING



**HUSHPUPIES**  
JULY 22  
RICHMOND HUSHPUPIES



**SUMMER OF '69**  
JULY 20  
SQUIRRELSTOCK



# DOUBLE-A NORTHEAST



## EASTERN LEAGUE ALL-STARS

### FLYING SQUIRELS MID-SEASON E.L. ALL-STARS

|  |  |
|--|--|
| <b>2010 (Harrisburg, Pa.)</b> .....    | Clayton Tanner (P), Daryl Maday (P), Jake Stevens (P)                    |
| .....                                  | Rafael Cova (P), Brandon Crawford (SS), Thomas Neal (OF)                 |
| <b>2011 (Manchester, N.H.)</b> .....   | Eric Surkamp (P), Justin Fitzgerald (P), Johnny Monell (C),              |
| .....                                  | Charlie Culberson (2B), Roger Kieschnick (OF)                            |
| <b>2012 (Reading, Pa.)</b> .....       | Brett Bochy (P), Chris Heston (P), Tommy Joseph (C), Daniel Mayora (3B)  |
| <b>2013 (New Britain, Conn.)</b> ..... | Edwin Quirarte (P), Jack Snodgrass (P), Javier Herrera (OF),             |
| .....                                  | Mark Minicozzi (INF), Andrew Susac (C)                                   |
| <b>2014 (Altoona, Pa.)</b> .....       | Jack Snodgrass (P), Ty Blach (P), Mario Lisson (3B), Matt Duffy (SS)     |
| <b>2015 (Portland, Maine)</b> .....    | Joe Biagini (P), Kelvin Marte (P), Ricky Oropesa (1B), Rando Moreno (SS) |
| <b>2016 (Akron, Ohio)</b> .....        | Tyler Beede (P), Ryan Jones (3B), Christian Arroyo (SS)                  |
| <b>2017 (Manchester, N.H.)</b> .....   | Matt Gage (P), Tyler Cyr (P), Miguel Gomez (3B),                         |
| .....                                  | C.J. Hinojosa (SS), Slade Heathcott (OF)                                 |
| <b>2018 (Trenton, N.J.)</b> .....      | Caleb Simpson (P), Dan Slania (P), Dillon McNamara (P),                  |
| .....                                  | Shaun Anderson (P), Ryan Howard (SS), Luigi Rodriguez (OF)               |
| <b>2019 (Richmond, Va.)</b> .....      | Caleb Baragar (P), Melvin Adon (P), Tyler Cyr (P), Jonah Arenado (3B),   |
| .....                                  | Jacob Heyward (OF), Zach Houchins (1B), Jalen Miller (2B)                |

### FLYING SQUIRELS POST-SEASON E.L. ALL-STARS

|                   |                      |                   |                |
|-------------------|----------------------|-------------------|----------------|
| <b>2010</b> ..... | Rafael Cova, RP      | <b>2014</b> ..... | Matt Duffy, SS |
| <b>2011</b> ..... | Eric Surkamp, LHP    | <b>2015</b> ..... | None           |
| <b>2012</b> ..... | Chris Heston, RHP    | <b>2016</b> ..... | None           |
| .....             | Michael Kickham, LHP | <b>2017</b> ..... | None           |
| <b>2013</b> ..... | Mark Minicozzi, 3B   | <b>2018</b> ..... | None           |
| .....             | Javier Herrera, OF   | <b>2019</b> ..... | None           |
| .....             | Jack Snodgrass, LHP  |                   |                |

*The Eastern League Post-Season All-Stars are voted on and selected by Eastern League managers and media personnel, with one player represented for each position*



### E.L. MID-SEASON ALL-STARS BY YEAR

|           |   |           |   |
|-----------|---|-----------|---|
| 2010..... | 6 | 2016..... | 3 |
| 2011..... | 5 | 2017..... | 5 |
| 2012..... | 4 | 2018..... | 6 |
| 2013..... | 5 | 2019..... | 7 |
| 2014..... | 4 |           |   |
| 2015..... | 4 |           |   |







# OPPONENTS

## ALL-TIME REGULAR-SEASON RECORDS VS. OPPONENTS

| TEAM       | HOME         | AWAY         | OVERALL        | TEAM          | HOME         | AWAY         | OVERALL      |
|------------|--------------|--------------|----------------|---------------|--------------|--------------|--------------|
| Akron      | 28-27 (.509) | 26-33 (.441) | 54-60 (.474)   | Hartford      | 16-11 (.593) | 11-15 (.423) | 27-26 (.509) |
| Altoona    | 49-44 (.527) | 40-67 (.374) | 89-111 (.445)  | New Britain** | 21-21 (.500) | 17-22 (.436) | 38-43 (.469) |
| Binghamton | 16-23 (.410) | 18-16 (.529) | 34-39 (.466)   | New Hamp.     | 14-15 (.483) | 20-10 (.667) | 34-25 (.576) |
| Bowie      | 66-59 (.528) | 46-60 (.434) | 112-119 (.485) | Portland      | 15-15 (.500) | 16-14 (.533) | 31-29 (.517) |
| Erie       | 31-16 (.660) | 29-29 (.500) | 60-45 (.571)   | Reading       | 37-38 (.493) | 28-47 (.373) | 65-85 (.433) |
| Harrisburg | 46-43 (.517) | 35-44 (.443) | 81-87 (.482)   | Trenton       | 26-24 (.520) | 26-36 (.419) | 52-60 (.464) |

\* - In 2016, Richmond went 1-3 with designated Hartford home games at held The Diamond and 1-2 in designated Hartford home games held at New Hampshire's Northeast Delta Dental Stadium

\*\* - The New Britain Rock Cats relocated to Hartford, Conn. following the 2015 season

## DOUBLE-A NORTHEAST MILEAGE CHART

|               | AKR | ALT | BNG | BOW | ERI | HBG | HFD | NH  | POR | REA | RIC | SOM |
|---------------|-----|-----|-----|-----|-----|-----|-----|-----|-----|-----|-----|-----|
| Akron         | -   | 197 | 385 | 361 | 125 | 306 | 531 | 676 | 740 | 353 | 417 | 422 |
| Altoona       | 197 | -   | 223 | 186 | 199 | 121 | 370 | 514 | 578 | 179 | 263 | 259 |
| Binghamton    | 385 | 223 | -   | 298 | 266 | 182 | 226 | 295 | 403 | 153 | 400 | 159 |
| Bowie         | 361 | 186 | 298 | -   | 379 | 115 | 328 | 467 | 531 | 134 | 119 | 202 |
| Erie          | 125 | 199 | 266 | 379 | -   | 268 | 488 | 575 | 640 | 316 | 449 | 415 |
| Harrisburg    | 306 | 121 | 182 | 115 | 268 | -   | 281 | 420 | 484 | 62  | 217 | 168 |
| Hartford      | 539 | 378 | 232 | 328 | 485 | 295 | -   | 134 | 198 | 243 | 447 | 168 |
| New Hampshire | 676 | 514 | 295 | 467 | 575 | 420 | 133 | -   | 99  | 378 | 588 | 303 |
| Portland      | 740 | 578 | 403 | 531 | 640 | 484 | 208 | 99  | -   | 443 | 653 | 354 |
| Reading       | 353 | 179 | 153 | 134 | 316 | 62  | 237 | 378 | 443 | -   | 254 | 94  |
| Richmond      | 417 | 263 | 400 | 119 | 449 | 217 | 446 | 588 | 653 | 254 | -   | 311 |
| Somerset      | 422 | 259 | 159 | 202 | 415 | 146 | 168 | 303 | 354 | 94  | 311 | -   |

## 2019 EASTERN LEAGUE RECAP

### 2019 OVERALL WESTERN DIVISION STANDINGS

| CLUB                      | W  | L  | PCT  | GB   | HOME  | AWAY  |
|---------------------------|----|----|------|------|-------|-------|
| Erie SeaWolves            | 77 | 61 | .558 | -    | 41-28 | 36-33 |
| *Harrisburg Senators      | 76 | 63 | .547 | 1.5  | 44-26 | 32-37 |
| #Bowie Baysox             | 76 | 64 | .543 | 2    | 41-29 | 35-35 |
| Altoona Curve             | 69 | 71 | .493 | 9    | 39-32 | 30-39 |
| Akron RubberDucks         | 61 | 79 | .436 | 17   | 30-40 | 31-39 |
| Richmond Flying Squirrels | 55 | 84 | .396 | 22.5 | 23-46 | 32-38 |

### E.L. WESTERN DIVISION SERIES

- G1: BOW 5, HBG 3
  - G2: HBG 5, BOW 4
  - G3: BOW 7, HBG 5
  - G4: BOW 12, HBG 5
- Bowie def. Harrisburg, 3-1

### E.L. EASTERN DIVISION SERIES

- G1: TRN 4, REA 3
  - G2: TRN 3, REA 0
  - G3: TRN 12, REA 2
- Trenton def. Reading, 3-0

### 2019 OVERALL EASTERN DIVISION STANDINGS

| CLUB                      | W  | L  | PCT  | GB   | HOME  | AWAY  |
|---------------------------|----|----|------|------|-------|-------|
| #Reading Fightin Phils    | 80 | 59 | .576 | -    | 42-29 | 38-30 |
| *Trenton Thunder          | 76 | 62 | .551 | 3.5  | 44-25 | 32-37 |
| Hartford Yard Goats       | 73 | 66 | .525 | 7    | 38-32 | 35-34 |
| Binghamton Rumble Ponies  | 67 | 73 | .479 | 13.5 | 25-43 | 42-30 |
| New Hampshire Fisher Cats | 63 | 76 | .453 | 17   | 31-38 | 32-38 |
| Portland Sea Dogs         | 62 | 77 | .446 | 18   | 30-39 | 32-38 |

\* - First-Half Champion; # - Second-Half Champion

### E.L. CHAMPIONSHIP SERIES

- G1: TRN 6, BOW 2
  - G2: BOW 7, TRN 2
  - G3: TRN 2, BOW 1
  - G4: TRN 5, BOW 2
- Trenton def. Bowie, 3-1

### 2019 E.L. POSTSEASON ALL-STARS

|                      |                  |               |
|----------------------|------------------|---------------|
| Catcher              | Patrick Mazeika  | Binghamton    |
| First Baseman        | Chris Gittens    | Trenton       |
| Second Baseman       | Santiago Espinal | New Hampshire |
| Third Baseman        | Bobby Dalbec     | Portland      |
| Shortstop            | C.J. Chatham     | Portland      |
| Outfielder           | Jose Azocar      | Erie          |
| Outfielder           | Mickey Moniak    | Reading       |
| Outfielder           | Jared Oliva      | Altoona       |
| Utility              | Isaac Paredes    | Erie          |
| Designated Hitter    | Darick Hall      | Reading       |
| Right-Handed Pitcher | Matt Manning     | Erie          |
| Left-Handed Pitcher  | Zac Lowther      | Bowie         |
| Relief Pitcher       | Aaron Barrett    | Harrisburg    |

Postseason All-Stars are voted on by respective Eastern League managers and media personnel

### 2019 E.L. SEASON-ENDING AWARDS

**Most Valuable Player**  
Chris Gittens (Trenton)

**Pitcher of the Year**  
Matt Manning (Erie)


**Rookie of the Year**  
Jose Azocar (Erie)

**Manager of the Year**  
Buck Britton (Bowie)

**Postseason MVP**  
Kellin Deglan (Trenton)



300 South Main Street  
Akron, OH 44308  
Phone: 330-253-5151  
Fax: 330-253-3300  
akronrubberducks.com  
@AkronRubberDuck



## TEAM INFORMATION

|                                 |  |
|---------------------------------|--|
| First Year                      | 1997   |
| Ballpark                        | Canal Park (cap. 7,630)  |
| Field Dimensions                | LF-331, CF-400, RF-337   |
| Affiliation                     | Cleveland Indians  |
| First Year of Affiliation       | 1997   |
| League Championships            | 5 (2003, 2005, 2009, 2012, 2016)   |
| Last Playoff Appearance         | 2018 (Lost in ELCS)  |
| 2019 Record                     | 61-79 (5th, E.L. Western)  |
| 2019 Attendance                 | 340,187 (6th)  |
| Chief Executive Officer         | Ken Babby  |
| General Manager                 | Jim Pfander  |
| Media Relations Contact         | Patrick McGuire  |
| Broadcasters                    | Jim Clark, Marco LaNave  |
| Manager                         | Rouglas Odor (2nd season)  |
| Pitching Coach                  | Owen Dew   |
| Hitting Coach                   | Junior Betances  |
| Bench Coach                     | Mike Mergenthaler  |
| Athletic Trainer                | Jake Legan   |
| Flying Squirrels Hotel in Akron | Fairfield Inn & Suites<br>208 Springside Drive<br>Akron, OH 44333<br>Phone: 330-665-0641 |

## HEAD-TO-HEAD RECORDS

| YEAR         | HOME         | ROAD         | OVL          | PCT.        |
|--------------|--------------|--------------|--------------|-------------|
| 2010         | 1-2          | 1-2          | 2-4          | .333        |
| 2011         | 2-1          | 3-5          | 5-6          | .455        |
| 2012         | 2-5          | 3-4          | 5-9          | .357        |
| 2013         | 4-4          | 2-2          | 6-6          | .500        |
| 2014         | 1-3          | 3-0          | 4-3          | .571        |
| 2015         | 6-0          | 3-1          | 9-1          | .900        |
| 2016         | 3-3          | 5-2          | 8-5          | .615        |
| 2017         | 4-2          | 2-5          | 6-7          | .462        |
| 2018         | 3-5          | 2-6          | 5-11         | .313        |
| 2019         | 2-2          | 2-6          | 4-8          | .333        |
| <b>TOTAL</b> | <b>28-27</b> | <b>26-33</b> | <b>54-60</b> | <b>.474</b> |



Shane Bieber (2017-18)

## SERIES INFORMATION

|                           |  |
|---------------------------|--|
| All-Time vs. Akron        | 54-60                                    |
| at Canal Park             | 26-33                                    |
| at The Diamond            | 28-27                                    |
| Postseason vs. Akron      | 3-1                                      |
| 2019 vs. Akron            | 4-8                                      |
| at Canal Park             | 2-6                                      |
| at The Diamond            | 2-2                                      |
| Best Record vs. Akron     | 9-1 (2015)                               |
| Worst Record vs. Akron    | 5-11 (2018)                              |
| Most Runs Scored          |  |
| by Richmond               | 15 (7/7/13)                              |
| by Akron                  | 16 (5/18/12)                             |
| Largest Margin of Victory | 10, 2x<br>8/27/16 (13-3), 8/30/15 (12-2) |
| Largest Margin of Defeat  | 13<br>5/18/12 (16-3)                     |
| Longest Game (Innings)    | 13, 5/24/19 (L, 2-1)                     |

## SERIES SWEEPS AT RICHMOND

|                  |                    |
|------------------|--------------------|
| Last by Richmond |                    |
| 2-game           | N/A                |
| 3-game           | August 18-20, 2017 |
| 4-game           | N/A                |
| 5-game           | N/A                |
| Last by Akron    |                    |
| 2-game           | N/A                |
| 3-game           | N/A                |
| 4-game           | N/A                |
| 5-game           | N/A                |

## LONGEST WINNING STREAKS

|             |                                   |
|-------------|-----------------------------------|
| by Richmond | 9<br>July 21, 2014-July 22, 2015  |
| by Akron    | 6<br>August 31, 2012-July 6, 2013 |

## SERIES SWEEPS AT AKRON

|                  |                         |
|------------------|-------------------------|
| Last by Richmond |                         |
| 2-game           | N/A                     |
| 3-game           | July 25-27, 2016        |
| 4-game           | N/A                     |
| 5-game           | N/A                     |
| Last by Akron    |                         |
| 2-game           | N/A                     |
| 3-game           | August 31-Sept. 3, 2012 |
| 4-game           | July 19-22, 2018        |
| 5-game           | N/A                     |

## RICHMOND HIGHS VS. AKRON

|                  |  |
|------------------|--|
| <b>BATTERS</b>   |  |
| Most Hits        | 4, 7x (Last - C.J. Hinojosa - 7/23/17) |
| Most Runs Scored | 4 (Christian Arroyo - 7/26/16)         |
| Most Doubles     | 2, 12x (Last - Will Maddox - 5/25/19)  |
| Most Home Runs   | 2, 3x (Last - Ricky Oropesa - 8/30/15) |
| Most RBI         | 5, 3x (Last - Ricky Oropesa - 8/30/15) |

## 2021 SERIES (12)

|                              |                              |
|------------------------------|------------------------------|
| <b>at Richmond (6)</b>       | <b>at Akron (6)</b>          |
| Sept. 7 (Tues.) - 6:35 p.m.  | July 20 (Tues.) - 6:35 p.m.  |
| Sept. 8 (Wed.) - 6:35 p.m.   | July 21 (Wed.) - 12:05 p.m.  |
| Sept. 9 (Thurs.) - 6:35 p.m. | July 22 (Thurs.) - 6:35 p.m. |
| Sept. 10 (Fri.) - 6:35 p.m.  | July 23 (Fri.) - 7:05 p.m.   |
| Sept. 11 (Sat.) - 6:05 p.m.  | July 24 (Sat.) - 7:05 p.m.   |
| Sept. 12 (Sun.) - 5:05 p.m.  | July 25 (Sun.) - 2:05 p.m.   |

|                   |   |
|-------------------|---|
| <b>PITCHERS</b>   |   |
| Most IP           | 8.0, 5x (Last - Dan Slania - 7/15/16)   |
| Most Hits Allowed | 11, 2x (Last - Jack Snodgrass - 7/7/13) |
| Most Runs Allowed | 11 (Garrett Williams - 5/25/18)         |
| Most Walks        | 5, 7x (Last - Brandon Lawson - 8/25/19) |
| Most Strikeouts   | 10, 2x (Last - Andrew Suarez - 7/18/16) |

ORGANIZATION

2021 FLYING SQUIRRELS

HISTORY & RECORDS

DOUBLE-A NORTHEAST

GIANTS ORGANIZATION

GENERAL INFORMATION



1000 Park Ave.  
Altoona, PA 16602  
Phone: 814-943-5400  
Fax: 814-943-9050  
altoonacurve.com  
@AltoonaCurve



ORGANIZATION

**TEAM INFORMATION**

First Year ..... 1999  
Ballpark ..... Peoples Natural Gas Field (7,210)  
Field Dimensions ..... LF - 325, CF - 405, RF - 325  
Affiliation ..... Pittsburgh Pirates  
First Year of Affiliation ..... 1999  
League Championships ..... 2 (2010, 2017)  
Last Playoff Appearance ..... 2018 (Lost in WDGS)  
2019 Record ..... 69-71 (4th, E.L. Western)  
2019 Attendance ..... 308,464 (7th)

Managing Members ..... Bob & Joan Lozinak  
Chief Operating Officer ..... David Lozinak  
General Manager ..... Derek Martin  
Media Relations Contact ..... Jon Mozes  
Broadcasters ..... Jon Mozes, Preston Shoemaker

Manager ..... Miguel Perez (1st season)  
Pitching Coach ..... Drew Benes  
Hitting Coach ..... David Newhan  
Bench Coach ..... Gary Green  
Athletic Trainer ..... Tyler Brooks

Flying Squirrels Hotel in Altoona ..... Microtel Inn & Suites  
..... 1601 Valley View Blvd.  
..... Altoona, PA 16602  
..... Phone: 814-946-1400

**HEAD-TO-HEAD RECORDS**

| YEAR         | HOME         | ROAD         | OVL           | PCT.        |
|--------------|--------------|--------------|---------------|-------------|
| 2010         | 7-8          | 3-8          | 10-16         | .385        |
| 2011         | 4-2          | 5-6          | 9-8           | .529        |
| 2012         | 5-2          | 4-10         | 9-12          | .429        |
| 2013         | 6-4          | 5-6          | 11-10         | .524        |
| 2014         | 6-1          | 5-9          | 11-10         | .524        |
| 2015         | 5-5          | 5-5          | 10-10         | .500        |
| 2016         | 5-7          | 1-9          | 6-16          | .273        |
| 2017         | 6-4          | 3-3          | 9-7           | .563        |
| 2018         | 2-4          | 4-5          | 6-9           | .400        |
| 2019         | 3-7          | 5-6          | 8-13          | .381        |
| <b>TOTAL</b> | <b>49-44</b> | <b>40-67</b> | <b>89-111</b> | <b>.445</b> |

2021 FLYING SQUIRRELS



Gerrit Cole (2012)

HISTORY & RECORDS

**SERIES INFORMATION**

All-Time vs. Altoona ..... 89-111  
at PNG Field ..... 40-67  
at The Diamond ..... 49-44  
Postseason vs. Altoona ..... N/A  
2019 vs. Altoona ..... 8-13  
at PNG Field ..... 5-6  
at The Diamond ..... 3-7  
Best Record vs. Altoona ..... 9-7 (2017)  
Worst Record vs. Altoona ..... 6-16 (2016)  
Most Runs Scored .....  
by Richmond ..... 20 (5/26/13)  
by Altoona ..... 14 (5/24/13)  
Largest Margin of Victory ..... 11, 2x  
5/26/13 (20-9), 5/27/13 (13-2)  
Largest Margin of Defeat ..... 12  
8/23/13 (G2) (13-1)  
Longest Game (Innings) ..... 15, 2x (Last - 8/28/17)

**LONGEST WINNING STREAKS**

by Richmond ..... 4, 6x  
Last - June 26-July 27  
by Altoona ..... 13  
April 22-August 4, 2016

**RICHMOND HIGHS VS. ALTOONA**

**BATTERS**  
Most Hits ..... 5, 2x (Last - Juan Perez - 4/20/12)  
Most Runs Scored ..... 4, 3x (Last - Ryan Lollis - 5/26/13)  
Most Doubles ..... 2, 9x (Last - Jonah Arenado - 5/4/19)  
Most Home Runs ..... 2, 2x (Last - Jarrett Parker - 5/26/13)  
Most RBI ..... 7 (Jarrett Parker - 5/26/13)

**PITCHERS**  
Most IP ..... 8.0 (Andrew Suarez - 9/5/16)  
Most Hits Allowed ..... 11 (Shaun Anderson - 6/20/18)  
Most Runs Allowed ..... 9 (Jake McCasland - 8/25/18)  
Most Walks ..... 6, 4x (Last - 6/25/19 - Caleb Baragar)  
Most Strikeouts ..... 11 (Nate Reed - 8/30/17)

**SERIES SWEEPS AT RICHMOND**

Last by Richmond  
2-game ..... N/A  
3-game ..... May 27-29, 2014  
4-game ..... N/A  
5-game ..... N/A

Last by Altoona  
2-game ..... N/A  
3-game ..... June 30-May 2, 2018  
4-game ..... May 12-15, 2016  
5-game ..... N/A

**SERIES SWEEPS AT ALTOONA**

Last by Richmond  
2-game ..... N/A  
3-game ..... N/A  
4-game ..... May 4-7, 2015  
5-game ..... N/A

Last by Altoona  
2-game ..... May 2-3, 2017  
3-game ..... August 2-4, 2016  
4-game ..... July 31-August 3, 2014  
5-game ..... N/A

DOUBLE-A NORTHEAST

GIANTS ORGANIZATION

**2021 SERIES (12)**

at Richmond (6) at Altoona (6)  
June 1 (Tues.) - 6:35 p.m. Aug. 24 (Tues.) - 6 p.m.  
June 2 (Wed.) - 12:05 p.m. Aug. 25 (Wed.) - 6 p.m.  
June 3 (Thurs.) - 6:35 p.m. Aug. 26 (Thurs.) - 6 p.m.  
June 4 (Fri.) - 6:35 p.m. Aug. 27 (Fri.) - 6 p.m.  
June 5 (Sat.) - 6:05 p.m. Aug. 28 (Sat.) - 6 p.m.  
June 6 (Sun.) - 1:05 p.m. Aug. 29 (Sun.) - 6 p.m.

GENERAL INFORMATION



# BINGHAMTON RUMBLE PONIES | NEW YORK METS



211 Henry Street  
Binghamton, NY 13901  
Phone: 607-723-6387  
Fax: 607-723-7779  
bingrp.com  
@RumblePoniesBB



## TEAM INFORMATION

First Year..... 1992  
Ballpark..... NYSEG Stadium (cap. 6,012)  
Field Dimensions..... LF - 330, CF - 400, RF - 300  
Affiliation..... New York Mets  
First Year of Affiliation..... 1992  
League Championships..... 3 (1992, 1994, 2014)  
Last Playoff Appearance..... 2017 (Lost EDCS)  
2019 Record..... 67-73 (4th, E.L. Eastern)  
2019 Attendance..... 182,990 (12th)

Chief Executive Officer..... John Hughes  
Managing Director..... John Bayne  
Media Relations Contact..... Jacob Wilkins  
Broadcaster..... Jacob Wilkins

Manager..... Lorenzo Bundy (1st season)  
Pitching Coach..... Jonathan Hurst  
Hitting Coach..... Bruce Fields  
Bench Coach..... Joe Raccuia  
Athletic Trainer..... Kiyoshi Tada

Flying Squirrels Hotel in Binghamton..... Holiday Inn Binghamton  
..... 2-8 Hawley Street  
..... Binghamton, NY 13901  
..... Phone: 607-722-1212 x7906

## HEAD-TO-HEAD RECORDS

| YEAR         | HOME         | ROAD         | OVL          | PCT.        |
|--------------|--------------|--------------|--------------|-------------|
| 2010         | 1-2          | 2-2          | 3-4          | .429        |
| 2011         | 2-1          | 1-2          | 3-3          | .500        |
| 2012         | 1-2          | 2-1          | 3-3          | .500        |
| 2013         | 1-2          | 2-1          | 3-3          | .500        |
| 2014         | 4-3          | 0-3          | 4-6          | .400        |
| 2015         | 4-3          | 1-1          | 5-4          | .556        |
| 2016         | 2-1          | 3-4          | 5-5          | .500        |
| 2017         | 0-4          | 2-1          | 2-5          | .286        |
| 2018         | 1-2          | 2-1          | 3-3          | .500        |
| 2019         | 0-3          | 3-0          | 3-3          | .500        |
| <b>TOTAL</b> | <b>16-23</b> | <b>18-16</b> | <b>34-39</b> | <b>.466</b> |



Jacob deGrom (2013)

## SERIES INFORMATION

All-Time vs. Binghamton..... 34-39  
at NYSEG Stadium..... 18-16  
at The Diamond..... 16-23  
Postseason vs. Binghamton..... 0-3  
2019 vs. Binghamton..... 3-3  
at NYSEG Stadium..... 3-0  
at The Diamond..... 0-3  
Best Record vs. Binghamton..... 5-4 (2015)  
Worst Record vs. Binghamton..... 2-5 (2017)  
Most Runs Scored.....  
by Richmond..... 12 (9/1/14)  
by Binghamton..... 11, 2x (Last - 7/30/15)  
Largest Margin of Victory..... 9  
5/25/16 (11-2)  
Largest Margin of Defeat..... 10  
5/25/10 (10-0)  
Longest Game (Innings)..... 10, 3x, last - 5/29/19

## LONGEST WINNING STREAKS

by Richmond..... 5, 2x  
Last - May 25-June 15, 2016  
by Binghamton..... 7  
June 16, 2016-May 25, 2017

## RICHMOND HIGHS VS. BINGHAMTON

**BATTERS**  
Most Hits..... 5 (Conor Gillaspie - 5/27/10)  
Most Runs Scored..... 4, 2x (Last - 7/16/13)  
Most Doubles..... 3 (Juan Perez - 8/17/12)  
Most Home Runs..... 2, 2x (Last - Slade Heathcott - 6/7/17)  
Most RBI..... 5 (Roger Kieschnick - 6/16/11)

## PITCHERS

Most IP..... 7.2 (Tyler Beede - 6/16/16)  
Most Hits Allowed..... 11 (Chris Heston - 7/5/12)  
Most Runs Allowed..... 7, 5x (Last - Andrew Suarez - 6/26/16)  
Most Walks..... 6, 2x (Last - Jake McCasland - 8/9/18)  
Most Strikeouts..... 9 (Conner Menez - 5/30/19)

## SERIES SWEEPS AT RICHMOND

Last by Richmond  
2-game..... N/A  
3-game..... N/A  
4-game..... August 29-September 1, 2014  
5-game..... N/A  
Last by Binghamton  
2-game..... N/A  
3-game..... May 28-30, 2019  
4-game..... May 22-25, 2017  
5-game..... N/A

## SERIES SWEEPS AT BINGHAMTON

Last by Richmond  
2-game..... N/A  
3-game..... June 21-13, 2019  
4-game..... N/A  
5-game..... N/A  
Last by Binghamton  
2-game..... N/A  
3-game..... June 24-26, 2016  
4-game..... N/A  
5-game..... N/A

## 2021 SERIES (12)

**at Richmond (6)**  
June 29 (Tues.) - 6:35 p.m.  
June 30 (Wed.) - 6:35 p.m.  
July 1 (Thurs.) - 6:35 p.m.  
July 2 (Fri.) - 6:35 p.m.  
July 3 (Sat.) - 6:05 p.m.  
July 4 (Sun.) - 6:05 p.m.

**at Binghamton (6)**  
Aug. 31 (Tues.) - 6:35 p.m.  
Sept. 1 (Wed.) - 6:35 p.m.  
Sept. 2 (Thurs.) - 6:35 p.m.  
Sept. 3 (Fri.) - 7:05 p.m.  
Sept. 4 (Sat.) - 6:35 p.m.  
Sept. 5 (Sun.) - 6:35 p.m.

ORGANIZATION

2021 FLYING SQUIRELS

HISTORY & RECORDS

DOUBLE-A NORTHEAST

GIANTS ORGANIZATION

GENERAL INFORMATION



4101 NE Crain Highway  
 Bowie, MD 20716  
 Phone: 301-805-6000  
 Fax: 301-464-4911  
 baysox.com  
 @BowieBaysox



ORGANIZATION

**TEAM INFORMATION**

First Year ..... 1993  
 Ballpark ..... Prince George's Stadium (cap. 10,000)  
 Field Dimensions ..... LF-309, CF-405, RF-309  
 Affiliation ..... Baltimore Orioles  
 First Year of Affiliation ..... 1993  
 League Championships ..... 1 (2015)  
 Last Playoff Appearance ..... 2019 (Lost in ELCS)  
 2019 Record ..... 76-64 (3rd in E.L. Western)  
 2019 Attendance ..... 224,686 (10th)

Ownership ..... Maryland Baseball Holding, LLC  
 General Manager ..... Brian Shallcross  
 Communications Manager ..... Robby Veronesi  
 Broadcasters ..... Adam Pohl, Paul Fritschner

Manager ..... Buck Britton (2nd season)  
 Pitching Coach ..... Justin Ramsey  
 Hitting Coach ..... Ryan Fuller  
 Fundamentals Coach ..... Jeff Kunkel  
 Athletic Trainer ..... Marty Brinker

Flying Squirrels Hotel in Bowie ..... Crowne Plaza Annapolis  
 ..... 173 Jennifer Road  
 ..... Annapolis, MD 21401  
 ..... Phone: 410-266-3131

**HEAD-TO-HEAD RECORDS**

| YEAR         | HOME         | ROAD         | OVL            | PCT.        |
|--------------|--------------|--------------|----------------|-------------|
| 2010         | 9-6          | 7-7          | 16-13          | .552        |
| 2011         | 6-6          | 3-10         | 9-16           | .360        |
| 2012         | 8-6          | 5-5          | 13-11          | .542        |
| 2013         | 8-5          | 3-8          | 11-13          | .458        |
| 2014         | 6-8          | 8-2          | 14-10          | .583        |
| 2015         | 7-4          | 4-6          | 11-10          | .524        |
| 2016         | 6-4          | 5-5          | 11-9           | .550        |
| 2017         | 5-6          | 5-6          | 10-12          | .455        |
| 2018         | 6-6          | 3-5          | 9-11           | .450        |
| 2019         | 5-8          | 3-6          | 8-14           | .364        |
| <b>TOTAL</b> | <b>66-59</b> | <b>46-60</b> | <b>112-119</b> | <b>.485</b> |



Mike Yastrzemski (2014-18)

2021 FLYING SQUIRRELS

HISTORY & RECORDS

**SERIES INFORMATION**

All-Time vs. Bowie ..... 112-119  
 at Prince George's Stadium ..... 46-60  
 at The Diamond ..... 66-59  
 Postseason vs. Bowie ..... N/A  
 2019 vs. Bowie ..... 8-14  
 at Prince George's Stadium ..... 3-6  
 at The Diamond ..... 5-8  
 Best Record vs. Bowie ..... 14-10 (2014)  
 Worst Record vs. Bowie ..... 9-16 (2011)  
 Most Runs Scored .....  
 by Richmond ..... 14 (7/23/10)  
 by Bowie ..... 13, 2x (Last - 4/26/17)  
 Largest Margin of Victory ..... 10, 2x  
 Last - 4/20/17 (12-2)  
 Largest Margin of Defeat ..... 13  
 7/13/13 (13-0)  
 Longest Game (Innings) ..... 16 (5/19/11)

**LONGEST WINNING STREAKS**

by Richmond ..... 5  
 September 4, 2010-April 12, 2011  
 by Bowie ..... 8  
 May 10-August 10, 2019

**RICHMOND HIGHS VS. BOWIE**

**BATTERS**  
 Most Hits ..... 4, 4x (Last - C.J. Hinojosa - 7/15/16)  
 Most Runs Scored ..... 3, 11x (Last - Heatcott/Bednar - 4/20/17)  
 Most Doubles ..... 2, 21x (Last - Matt Winn - 8/15/18)  
 Most Home Runs ..... 2, 7x (Last - Jacob Heyward - 5/1/19)  
 Most RBI ..... 5, 3x (Last - Dylan Davis - 7/8/17)

**PITCHERS**  
 Most IP ..... 8.0, 5x (Last - Matt Gage - 8/12/16)  
 Most Hits Allowed ..... 13 (Craig Westcott - 4/11/12)  
 Most Runs Allowed ..... 8 (Andrew Suarez - 5/31/16)  
 Most Walks ..... 6 (Michael Main - 7/24/10)  
 Most Strikeouts ..... 11 (Chris Heston - 8/12/12)

**SERIES SWEEPS AT RICHMOND**

Last by Richmond  
 2-game ..... N/A  
 3-game ..... April 30-May 2, 2010  
 4-game ..... N/A  
 5-game ..... N/A  
 Last by Bowie  
 2-game ..... N/A  
 3-game ..... May 13-14, 2014  
 4-game ..... N/A  
 5-game ..... N/A

**SERIES SWEEPS AT BOWIE**

Last by Richmond  
 2-game ..... N/A  
 3-game ..... May 30-June 1, 2014  
 4-game ..... N/A  
 5-game ..... N/A  
 Last by Bowie  
 2-game ..... May 10-11, 2019  
 3-game ..... July 22-14, 2019  
 4-game ..... N/A  
 5-game ..... July 11-July 14, 2013

**2021 SERIES (24)**

| at Richmond (12)             | at Bowie (12)                |
|------------------------------|------------------------------|
| May 18 (Tues.) - 6:35 p.m.   | July 6 (Tues.) - 6:35 p.m.   |
| May 19 (Wed.) - 6:35 p.m.    | July 7 (Wed.) - 6:35 p.m.    |
| May 20 (Thurs.) - 6:35 p.m.  | July 8 (Thurs.) - 6:35 p.m.  |
| May 21 (Fri.) - 6:05 p.m.    | July 9 (Fri.) - 7:05 p.m.    |
| May 22 (Sat.) - 6:05 p.m.    | July 10 (Sat.) - 6:35 p.m.   |
| May 23 (Sun.) - 1:05 p.m.    | July 11 (Sun.) - 1:35 p.m.   |
| July 27 (Tues.) - 6:35 p.m.  | Aug. 10 (Tues.) - 6:35 p.m.  |
| July 28 (Wed.) - 12:05 p.m.  | Aug. 11 (Wed.) - 12:05 p.m.  |
| July 29 (Thurs.) - 6:35 p.m. | Aug. 12 (Thurs.) - 6:35 p.m. |
| July 30 (Fri.) - 6:35 p.m.   | Aug. 13 (Fri.) - 7:05 p.m.   |
| July 31 (Sat.) - 6:05 p.m.   | Aug. 14 (Sat.) - 6:35 p.m.   |
| Aug. 1 (Sun.) - 5:05 p.m.    | Aug. 15 (Sun.) - 1:35 p.m.   |

DOUBLE-A NORTHEAST

GIANTS ORGANIZATION

GENERAL INFORMATION



110 E 10th Street  
 Erie, PA 16501  
 Phone: 814-456-1300  
 Fax: 814-456-7520  
 seawolves.com  
 @erie\_seawolves



## TEAM INFORMATION

|                                |                           |
|--------------------------------|---------------------------|
| First Year.....                | 1995                      |
| Ballpark.....                  | UPMC Park (cap. 6000)     |
| Field Dimensions.....          | LF-312, CF-400, RF-328    |
| Affiliation.....               | Detroit Tigers            |
| First Year of Affiliation..... | 2001                      |
| League Championships.....      | 0                         |
| Last Playoff Appearance.....   | 2013 (Lost in WDCS)       |
| 2019 Record.....               | 77-61 (1st, E.L. Western) |
| 2019 Attendance.....           | 215,444 (11th)            |

Chief Executive Officer/Owner..... Fernando Aguirre  
 General Manager..... Greg Coleman  
 Media Relations Contact..... Greg Gania  
 Broadcasters..... Greg Gania, Matt Sabados

Manager..... Arnie Beyeler (1st season)  
 Pitching Coach..... Mark Johnson  
 Hitting Coach..... Adam Melhuse  
 Developmental Coach..... Tony Smith  
 Athletic Trainer..... Chris Vick

Flying Squirrels Hotel in Erie..... Baymont Inn & Suites  
 ..... 8170 Perry Highway  
 ..... Erie, PA 16509  
 ..... Phone: 814-866-8808

## HEAD-TO-HEAD RECORDS

| YEAR         | HOME         | ROAD         | OVL          | PCT.        |
|--------------|--------------|--------------|--------------|-------------|
| 2010         | 4-3          | 4-3          | 8-6          | .571        |
| 2011         | 6-1          | 2-1          | 8-2          | .800        |
| 2012         | 1-2          | 2-2          | 3-4          | .429        |
| 2013         | 3-0          | 3-4          | 6-4          | .600        |
| 2014         | 3-1          | 4-3          | 7-4          | .636        |
| 2015         | 2-1          | 3-4          | 5-5          | .500        |
| 2016         | 2-1          | 2-5          | 4-6          | .400        |
| 2017         | 6-1          | 3-3          | 9-4          | .692        |
| 2018         | 1-2          | 1-2          | 2-4          | .333        |
| 2019         | 3-4          | 5-2          | 8-6          | .571        |
| <b>TOTAL</b> | <b>31-16</b> | <b>29-29</b> | <b>60-45</b> | <b>.571</b> |



Justin Verlander (2005)

## SERIES INFORMATION

|                                |                         |
|--------------------------------|-------------------------|
| All-Time vs. Erie.....         | 60-45                   |
| at UPMC Park.....              | 29-29                   |
| at The Diamond.....            | 31-16                   |
| Postseason vs. Erie.....       | N/A                     |
| 2019 vs. Erie.....             | 8-6                     |
| at UPMC Park.....              | 5-2                     |
| at The Diamond.....            | 3-4                     |
| Best Record vs. Erie.....      | 8-2 (2011)              |
| Worst Record vs. Erie.....     | 2-4 (2018)              |
| Most Runs Scored.....          |                         |
| by Richmond.....               | 14 (9/2/10)             |
| by Erie.....                   | 14, 2x (Last - 7/21/19) |
| Largest Margin of Victory..... | 14                      |
|                                | 9/2/10 (14-0)           |
| Largest Margin of Defeat.....  | 11                      |
|                                | 7/26/11 (14-3)          |
| Longest Game (Innings).....    | 15 (7/26/12)            |

## LONGEST WINNING STREAKS

|                  |                             |
|------------------|-----------------------------|
| by Richmond..... | 7                           |
|                  | May 14-July 25, 2011        |
| by Erie.....     | 4, 2x                       |
|                  | last - May 14-July 19, 2019 |

## RICHMOND HIGHS VS. ERIE

|                       |  |
|-----------------------|--|
| <b>BATTERS</b>        |  |
| Most Hits.....        | 4, 10x (Last - Joey Bart - 8/29/19)    |
| Most Runs Scored..... | 3, 10x (Last - Heliot Ramos - 8/21/19) |
| Most Doubles.....     | 2, 11x (Last - Heliot Ramos - 8/26/19) |
| Most Home Runs.....   | 3 (Thomas Neal - 6/26/10)              |
| Most RBI.....         | 5 (Thomas Neal - 6/26/10)              |

## PITCHERS

|                        |                                      |
|------------------------|--------------------------------------|
| Most IP.....           | 9.0 (Tyler Herb - 8/21/17)           |
| Most Hits Allowed..... | 12 (Sean Hjelle - 8/21/19)           |
| Most Runs Allowed..... | 8, 2x (Last - Frank Rubio - 7/21/19) |
| Most Walks.....        | 6 (Carlos Teller - 5/31/13)          |
| Most Strikeouts.....   | 11, 2x (Kyle Crick - 7/25/14)        |

## SERIES SWEEPS AT RICHMOND

|                  |                     |
|------------------|---------------------|
| Last by Richmond |                     |
| 2-game.....      | N/A                 |
| 3-game.....      | May 30-June 2, 2013 |
| 4-game.....      | N/A                 |
| 5-game.....      | N/A                 |
| Last by Erie     |                     |
| 2-game.....      | N/A                 |
| 3-game.....      | N/A                 |
| 4-game.....      | N/A                 |
| 5-game.....      | N/A                 |

## SERIES SWEEPS AT ERIE

|                  |                    |
|------------------|--------------------|
| Last by Richmond |                    |
| 2-game.....      | N/A                |
| 3-game.....      | June 20-22, 2014   |
| 4-game.....      | August 26-29, 2019 |
| 5-game.....      | N/A                |
| Last by Erie     |                    |
| 2-game.....      | N/A                |
| 3-game.....      | August 22-24, 2016 |
| 4-game.....      | N/A                |
| 5-game.....      | N/A                |

## 2021 SERIES (12)

|                              |                               |
|------------------------------|-------------------------------|
| <b>at Richmond (6)</b>       | <b>at Erie (6)</b>            |
| Aug. 17 (Tues.) - 6:35 p.m.  | Sept. 14 (Tues.) - 6:05 p.m.  |
| Aug. 18 (Wed.) - 6:35 p.m.   | Sept. 15 (Wed.) - 6:05 p.m.   |
| Aug. 19 (Thurs.) - 6:35 p.m. | Sept. 16 (Thurs.) - 6:05 p.m. |
| Aug. 20 (Fri.) - 6:35 p.m.   | Sept. 17 (Fri.) - 6:05 p.m.   |
| Aug. 21 (Sat.) - 6:05 p.m.   | Sept. 18 (Sat.) - 4:05 p.m.   |
| Aug. 22 (Sun.) - 5:05 p.m.   | Sept. 19 (Sun.) - 1:35 p.m.   |

ORGANIZATION

2021 FLYING SQUIRRELS

HISTORY & RECORDS

DOUBLE-A NORTHEAST

GIANTS ORGANIZATION

GENERAL INFORMATION



245 Championship Way  
 Harrisburg, PA 17101  
 Phone: 717-231-4444  
 Fax: 717-321-4445  
 senatorsbaseball.com  
 @HbgSenators



ORGANIZATION

## TEAM INFORMATION

First Year .....1987  
 Ballpark ..... FNB Field (cap. 6,302)  
 Field Dimensions ..... LF-330, CF-400, RF-335  
 Affiliation ..... Washington Nationals  
 First Year of Affiliation ..... 1991  
 League Championships ..... 6 (1987, 1993, 1996, 1997, 1998, 1999)  
 Last Playoff Appearance ..... 2019 (Lost in WDGS)  
 2019 Record ..... 76-63 (3rd, E.L. Western)  
 2019 Attendance ..... 258,909 (9th)

Principal Owner ..... Senators Partners LLC  
 President ..... Kevin Kulp  
 General Manager ..... Randy Whitaker  
 Media Relations Contact ..... Terry Byrom  
 Broadcasters ..... Terry Byrom, Will Greer

Manager ..... Tripp Keister (1st season)  
 Pitching Coach ..... Sam Narron  
 Hitting Coach ..... Brian Rupp  
 Athletic Trainer ..... T.D. Swinford

Flying Squirrels Hotel in Harrisburg ..... Comfort Inn & Suites  
 ..... 1589 W Harrisburg Pike  
 ..... Middletown, PA 17057  
 ..... Phone: 717-857-8776

## HEAD-TO-HEAD RECORDS

| YEAR         | HOME         | ROAD         | OVL          | PCT.        |
|--------------|--------------|--------------|--------------|-------------|
| 2010         | 0-3          | 3-4          | 3-7          | .300        |
| 2011         | 10-5         | 3-3          | 13-8         | .619        |
| 2012         | 7-3          | 7-3          | 14-6         | .700        |
| 2013         | 2-5          | 2-4          | 4-9          | .308        |
| 2014         | 8-2          | 4-3          | 12-5         | .706        |
| 2015         | 6-3          | 5-6          | 11-9         | .550        |
| 2016         | 3-6          | 1-3          | 4-9          | .308        |
| 2017         | 5-5          | 3-7          | 8-12         | .400        |
| 2018         | 2-9          | 3-5          | 5-14         | .263        |
| 2019         | 3-2          | 4-6          | 7-8          | .476        |
| <b>TOTAL</b> | <b>46-43</b> | <b>35-44</b> | <b>81-87</b> | <b>.482</b> |



Bryce Harper (2011)

2021 FLYING SQUIRRELS

HISTORY & RECORDS

## SERIES INFORMATION

All-Time vs. Harrisburg ..... 81-87  
 at FNB Field ..... 35-44  
 at The Diamond ..... 46-43  
 Postseason vs. Harrisburg ..... 3-0  
 2019 vs. Harrisburg ..... 7-8  
 at FNB Field ..... 4-6  
 at The Diamond ..... 3-2  
 Best Record vs. Harrisburg ..... 5-14 (2018)  
 Worst Record vs. Harrisburg ..... 12-5 (2014)  
 Most Runs Scored .....  
 by Richmond ..... 15 (6/29/18)  
 by Harrisburg ..... 12 (8/31/13)  
 Largest Margin of Victory ..... 12  
 5/27/15 (12-0)  
 Largest Margin of Defeat ..... 9, 4x  
 Last - 8/2/19 (11-2)  
 Longest Game (Innings) ..... 15 (7/20/14)

## LONGEST WINNING STREAKS

by Richmond ..... 5, 3x  
 Last - May 26-June 17, 2015  
 by Harrisburg ..... 8  
 July 1, 2018-June 11, 2019

## RICHMOND HIGHS VS. HARRISBURG BATTERS

Most Hits ..... 5, 3x (Last - Austin Slater - 5/10/16)  
 Most Runs Scored ..... 3, 11x (Last - Matt Lipka - 7/2/18)  
 Most Doubles ..... 2, 19x (Last - Caleb Gindl - 6/29/18)  
 Most Home Runs ..... 2, 2x (Last - Miguel Gomez - 5/28/17)  
 Most RBI ..... 6 (Chris Dominguez - 6/27/11)

## PITCHERS

Most IP ..... 9.0 (Jack Snodgrass - 6/24/14)  
 Most Hits Allowed ..... 12 (Ryan Bradley - 5/14/13)  
 Most Runs Allowed ..... 10, 2x (Last - Logan Webb - 8/2/19)  
 Most Walks ..... 6, 2x (Last - Garrett Williams - 7/12/19)  
 Most Strikeouts ..... 12 (Eric Surkamp - 7/10/11)

## SERIES SWEEPS AT RICHMOND

Last by Richmond  
 2-game ..... N/A  
 3-game ..... May 26-May 28, 2015  
 4-game ..... N/A  
 5-game ..... N/A  
 Last by Harrisburg  
 2-game ..... August 17-18, 2019  
 3-game ..... May 9-11, 2016  
 4-game ..... N/A  
 5-game ..... N/A

## SERIES SWEEPS AT HARRISBURG

Last by Richmond  
 2-game ..... N/A  
 3-game ..... N/A  
 4-game ..... N/A  
 5-game ..... N/A  
 Last by Harrisburg  
 2-game ..... May 7-9, 2012  
 3-game ..... August 15-17, 2017  
 4-game ..... August 31-September 3, 2018  
 5-game ..... N/A

## 2021 SERIES (12)

| at Richmond (6)              | at Harrisburg (6)           |
|------------------------------|-----------------------------|
| June 8 (Tues.) - 6:35 p.m.   | May 11 (Tues.) - 6:30 p.m.  |
| June 9 (Wed.) - 6:35 p.m.    | May 12 (Wed.) - 6:30 p.m.   |
| June 10 (Thurs.) - 6:35 p.m. | May 13 (Thurs.) - 6:30 p.m. |
| June 11 (Fri.) - 6:35 p.m.   | May 14 (Fri.) - 7 p.m.      |
| June 12 (Sat.) - 6:05 p.m.   | May 15 (Sat.) - 6 p.m.      |
| June 13 (Sun.) - 1:05 p.m.   | May 16 (Sun.) - 1 p.m.      |

DOUBLE-A NORTHEAST

GIANTS ORGANIZATION

GENERAL INFORMATION



1214 Main Street  
 Hartford, CT 06103  
 Phone: 860-246-4628  
 Fax: 860-247-4628  
 yardgoatsbaseball.com  
 @GoYardGoats



## TEAM INFORMATION

First Year.....2016  
 Ballpark.....Dunkin' Donuts Park  
 Field Dimensions.....LF-331, CF-400, RF-337  
 Affiliation.....Colorado Rockies  
 First Year of Affiliation.....2015  
 League Championships.....0  
 Last Playoff Appearance.....N/A  
 2019 Record.....73-66 (3rd, E.L. Eastern)  
 2019 Attendance.....414,946 (1st)

Owner.....Josh Soloman  
 President.....Tim Restall  
 General Manager.....Mike Abramson  
 Media Contact.....Jeff Dooley  
 Broadcasters.....Jeff Dooley, Dan Lovallo

Manager.....Chris Denorfia (1st season)  
 Pitching Coach.....Frank Gonzales  
 Hitting Coach.....Tom Sutaris  
 Athletic Trainer.....Hoshito Mizutani

Flying Squirrels Hotel in Hartford.....Holiday Inn Express  
 .....2553 Berlin Turnpike  
 .....Newington, CT 06489  
 .....Phone: 860-372-4000

## HEAD-TO-HEAD RECORDS

| YEAR         | HOME         | ROAD         | OVL          | PCT.        |
|--------------|--------------|--------------|--------------|-------------|
| 2016         | 3-3          | 2-5*         | 5-8          | .385        |
| 2017         | 4-3          | 3-3          | 7-6          | .538        |
| 2018         | 4-2          | 3-4          | 7-6          | .538        |
| 2019         | 5-3          | 3-3          | 8-6          | .571        |
| <b>TOTAL</b> | <b>16-11</b> | <b>11-15</b> | <b>27-26</b> | <b>.509</b> |

\* - 1-3 in HFD home games held at The Diamond / 1-2 in HFD home games held at New Hampshire's Northeast Delta Dental Stadium



Ryan McMahon (2016-17)

## SERIES INFORMATION

All-Time vs. Hartford.....27-26  
 at Dunkin Donuts Park.....11-15\*  
 at The Diamond.....16-11  
 Postseason vs. Hartford.....N/A  
 2019 vs. Hartford.....8-6  
 at Dunkin Donuts Park.....3-3  
 at The Diamond.....5-3  
 Best Record vs. Hartford.....8-6, (2019)  
 Worst Record vs. Hartford.....5-8 (2016)  
 Most Runs Scored.....  
 by Richmond.....11, 3x (Last - 4/6/17)  
 by Hartford.....13 (4/16/19)  
 Largest Margin of Victory.....11  
 8/30/16 (11-0)  
 Largest Margin of Defeat.....10, 2x  
 last - 4/16/19 (13-3)  
 Longest Game (Innings).....11, 2x (Last - 8/31/16)

## LONGEST WINNING STREAKS

by Richmond.....4  
 August 19, 2018-April 6, 2019  
 by Hartford.....3, 2x  
 Last - April 16-June 27, 2019

## RICHMOND HIGHS VS. HARTFORD

**BATTERS**  
 Most Hits.....4, 4x (Last - Johneshwy Fargas - 6/28/19)  
 Most Runs Scored.....3, 2x (Last - Chris Shaw - 4/15/19)  
 Most Doubles.....2, 3x (Last - Jacob Heyward - 7/17/19)  
 Most Home Runs.....2, 2x (Last - Aramis Garcia - 6/27/18)  
 Most RBI.....4 (Jonah Arenado - 4/10/18)

## PITCHERS

Most IP.....9.0, 2x (Last - Tyler Beede - 6/22/17)  
 Most Hits Allowed.....11 (Jordan Johnson - 6/26/18)  
 Most Runs Allowed.....7 (Ryan Halstead - 4/16/19)  
 Most Walks.....5, 2x (Last - Logan Webb - 4/4/19)  
 Most Strikeouts.....11, 2x (Tyler Beede - 8/29/16)

## SERIES SWEEPS AT RICHMOND

Last by Richmond  
 2-game.....N/A  
 3-game.....N/A  
 4-game.....N/A  
 5-game.....N/A  
 Last by Hartford  
 2-game.....April 29-30, 2016  
 3-game.....N/A  
 4-game.....N/A  
 5-game.....N/A

## SERIES SWEEPS AT HARTFORD

Last by Richmond  
 2-game.....N/A  
 3-game.....N/A  
 4-game.....N/A  
 5-game.....N/A  
 Last by Hartford  
 2-game.....N/A  
 3-game.....N/A  
 4-game.....N/A  
 5-game.....N/A

## 2021 SERIES (12)

**at Richmond (6)**  
 May 4 (Tues.) - 6:35 p.m.  
 May 5 (Wed.) - 6:35 p.m.  
 May 6 (Thurs.) - 6:35 p.m.  
 May 7 (Fri.) - 7:05 p.m.  
 May 8 (Sat.) - 6:05 p.m.  
 May 9 (Sun.) - 1:05 p.m.

**at Hartford (6)**  
 June 22 (Tues.) - 7:05 p.m.  
 June 23 (Wed.) - 7:05 p.m.  
 June 24 (Thurs.) - 7:05 p.m.  
 June 25 (Fri.) - 7:05 p.m.  
 June 26 (Sat.) - 6:05 p.m.  
 June 27 (Sun.) - 1:05 p.m.

ORGANIZATION

2021 FLYING SQUIRRELS

HISTORY & RECORDS

DOUBLE-A NORTHEAST

GIANTS ORGANIZATION

GENERAL INFORMATION





1 Line Drive  
 Manchester, NH 03101  
 Phone: 603-641-2005  
 Fax: 603-641-2055  
 nhfishercats.com  
 @FisherCats



**TEAM INFORMATION**

First Year ..... 2004  
 Ballpark ..... Northeast Delta Dental Stadium (cap. 6,500)  
 Field Dimensions ..... LF-326, CF-400, RF-306  
 Affiliation ..... Toronto Blue Jays  
 First Year of Affiliation ..... 2004  
 League Championships ..... 3 (2011, 2014, 2018)  
 Last Playoff Appearance ..... 2018 (Won ELCS)  
 2019 Record ..... 63-76 (5th, E.L. Eastern)  
 2019 Attendance ..... 306,511 (8th)

Owner ..... Art Soloman  
 Team President ..... Mike Ramshaw  
 General Manager ..... Jim Flavin  
 Media Contact ..... Tyler Murray  
 Broadcasters ..... Tyler Murray, Bob Lipman

Manager ..... Cesar Martin (1st season)  
 Pitching Coach ..... Jim Czajkowski  
 Hitting Coach ..... Matt Hague  
 Position Player Coach ..... Chris Schaeffer  
 Athletic Trainer ..... Luke Green

Flying Squirrels Hotel in New Hampshire ..... Country Inn & Suites  
 ..... 250 S River Road  
 ..... Bedford, NH 03110  
 ..... Phone: 603-666-4600

**HEAD-TO-HEAD RECORDS**

| YEAR         | HOME         | ROAD         | OVL          | PCT.        |
|--------------|--------------|--------------|--------------|-------------|
| 2010         | 1-1          | 2-1          | 3-2          | .600        |
| 2011         | 0-3          | 2-1          | 2-4          | .333        |
| 2012         | 3-0          | 2-1          | 5-1          | .833        |
| 2013         | 2-1          | 2-1          | 4-2          | .667        |
| 2014         | 2-1          | 2-1          | 4-2          | .667        |
| 2015         | 2-1          | 3-0          | 5-1          | .833        |
| 2016         | 3-1          | 3-0          | 6-1          | .857        |
| 2017         | 0-3          | 2-1          | 2-4          | .333        |
| 2018         | 1-1          | 1-2          | 2-3          | .400        |
| 2019         | 0-3          | 1-2          | 1-5          | .167        |
| <b>TOTAL</b> | <b>14-15</b> | <b>20-10</b> | <b>34-25</b> | <b>.576</b> |



Bo Bichette (2018)

**SERIES INFORMATION**

All-Time vs. New Hampshire ..... 34-25  
 at Northeast Delta Dental Stadium ..... 20-10  
 at The Diamond ..... 14-15  
 Postseason vs. New Hampshire ..... 1-3  
 2019 vs. New Hampshire ..... 1-5  
 at Northeast Delta Dental Stadium ..... 1-2  
 at The Diamond ..... 0-3  
 Best Record vs. New Hamp. .... 6-1 (2016)  
 Worst Record vs. New Hamp. .... 1-5 (2019)  
 Most Runs Scored .....  
 by Richmond ..... 20 (8/2/18)  
 by New Hampshire ..... 14 (8/1/18)  
 Largest Margin of Victory ..... 12  
 8/2/18 (20-8)  
 Largest Margin of Defeat ..... 11  
 8/1/18 (14-3)  
 Longest Game (Innings) ..... 14 (8/11/10)

**LONGEST WINNING STREAKS**

by Richmond ..... 7  
 August 14, 2014 (G1)-August 5, 2015  
 by New Hampshire ..... 5  
 June 8, 2019-pres.

**RICHMOND HIGHS VS. NEW HAMPSHIRE BATTERS**

Most Hits ..... 5 (Rando Moreno - 6/5/15)  
 Most Runs Scored ..... 3, 4x (Last - Heyward/Houchins - 6/7/19)  
 Most Doubles ..... 3 (Dylan Davis - 8/2/18)  
 Most Home Runs ..... 2 (Carlos Moncrief, 6/9/16)  
 Most RBI ..... 4, 4x (Last - Jacob Heyward - 6/7/19)

**PITCHERS**

Most IP ..... 9.0 (Mike MacDonald - 8/5/10)  
 Most Hits Allowed ..... 12 (Dan Slania - 8/6/17)  
 Most Runs Allowed ..... 8 (Mike Connolly - 8/1/18)  
 Most Walks ..... 6 (Kyle Crick - 6/6/15)  
 Most Strikeouts ..... 8, 4x (Last - Brandon Beachy - 6/15/19)

**SERIES SWEEPS AT RICHMOND**

Last by Richmond  
 2-game ..... N/A  
 3-game ..... June 12-June 14, 2012  
 4-game ..... N/A  
 5-game ..... N/A  
 Last by New Hampshire  
 2-game ..... N/A  
 3-game ..... June 14-16, 2019  
 4-game ..... N/A  
 5-game ..... N/A

**SERIES SWEEPS AT NEW HAMPSHIRE**

Last by Richmond  
 2-game ..... N/A  
 3-game ..... June 7-9, 2016  
 4-game ..... N/A  
 5-game ..... N/A  
 Last by New Hampshire  
 2-game ..... N/A  
 3-game ..... N/A  
 4-game ..... N/A  
 5-game ..... N/A

**2021 SERIES (0)**

at Richmond (0) at New Hampshire (0)  
 No games No games

ORGANIZATION

2021 FLYING SQUIRRELS

HISTORY & RECORDS


DOUBLE-A NORTHEAST

GIANTS ORGANIZATION

GENERAL INFORMATION



271 Park Avenue  
Portland, ME 04102  
Phone: 207-874-9300  
Fax: 207-780-0317  
seadogs.com  
@PortlandSeaDogs



### TEAM INFORMATION

First Year..... 1994  
Ballpark..... Hadlock Field (7,368)  
Field Dimensions..... LF-315, CF-400, RF-335  
Affiliation..... Boston Red Sox  
First Year of Affiliation..... 2003  
League Championships..... 1 (2006)  
Last Playoff Appearance..... 2014 (Lost in EDCS)  
2019 Record..... 72-77 (6th, E.L. Eastern)  
2019 Attendance..... 357,647 (4th)

Chairman..... Bill Burke  
President & General Manager..... Geoff Iacussa  
Media Relations Contact..... Chris Cameron, Emma Tiedemann  
Broadcaster..... Emma Tiedemann

Manager..... Corey Wimberly (1st season)  
Pitching Coach..... Lance Carter  
Hitting Coach..... Lance Zawadzki  
Athletic Trainer..... Scott Gallon

Flying Squirrels Hotel in Portland..... Fireside Inn & Suites  
..... 81 Riverside Street  
..... Portland, ME 04103  
..... Phone: 207-774-5601

### HEAD-TO-HEAD RECORDS

| YEAR         | HOME         | ROAD         | OVL          | PCT.        |
|--------------|--------------|--------------|--------------|-------------|
| 2010         | 2-1          | 2-1          | 4-2          | .667        |
| 2011         | 2-1          | 2-1          | 4-2          | .667        |
| 2012         | 2-1          | 1-2          | 3-3          | .500        |
| 2013         | 3-0          | 3-0          | 6-0          | 1.000       |
| 2014         | 2-1          | 0-3          | 2-4          | .333        |
| 2015         | 2-1          | 2-1          | 4-2          | .667        |
| 2016         | 0-3          | 1-2          | 1-5          | .167        |
| 2017         | 0-3          | 1-2          | 1-5          | .167        |
| 2018         | 2-1          | 2-1          | 4-2          | .667        |
| 2019         | 0-3          | 2-1          | 2-4          | .333        |
| <b>TOTAL</b> | <b>15-15</b> | <b>16-14</b> | <b>31-29</b> | <b>.517</b> |



Yoan Moncada (2016)

### SERIES INFORMATION

All-Time vs. Portland..... 31-29  
at Hadlock Field..... 16-14  
at The Diamond..... 15-15  
Postseason vs. Portland..... N/A  
2019 vs. Portland..... 2-4  
at Hadlock Field..... 2-1  
at The Diamond..... 0-3  
Best Record vs. Portland..... 6-0 (2013)  
Worst Record vs. Portland..... 1-5, 2x (2016, 2017)  
Most Runs Scored.....  
by Richmond..... 16 (8/8/10)  
by Portland..... 12 (8/9/14)  
Largest Margin of Victory..... 8  
8/8/10 (16-8)  
Largest Margin of Defeat..... 7  
6/18/16 (10-3)  
Longest Game (Innings)..... 11, 3x (Last - 6/6/19)

### LONGEST WINNING STREAKS

by Richmond..... 9  
June 16, 2012-August 8, 2014  
by Portland..... 5  
June 12, 2016-August 1, 2017

### RICHMOND HIGHS VS. PORTLAND

**BATTERS**  
Most Hits..... 4, 5x (Last - Mark Miniccozzi - 8/1/13)  
Most Runs Scored..... 4 (Darren Ford - 8/8/10)  
Most Doubles..... 2, 12x (Last - Sands/Arnold - 6/12/18)  
Most Home Runs..... 2 (Ryan Lollis - 8/6/13)  
Most RBI..... 6 (Sharlon Schoop - 8/8/10)

**PITCHERS**  
Most IP..... 8.0 (Clayton Blackburn - 8/16/14)  
Most Hits Allowed..... 11 (Clayton Tanner - 8/7/10)  
Most Runs Allowed..... 10 (Nate Reed - 8/3/17)  
Most Walks..... 6, 2x (Cory Taylor - 8/10/17)  
Most Strikeouts..... 11 (Clayton Blackburn - 8/16/14)

### SERIES SWEEPS AT RICHMOND

Last by Richmond  
2-game..... N/A  
3-game..... July 30-August 1, 2013  
4-game..... N/A  
5-game..... N/A  
Last by Portland  
2-game..... N/A  
3-game..... July 30-August 1, 2019  
4-game..... N/A  
5-game..... N/A

### SERIES SWEEPS AT PORTLAND

Last by Richmond  
2-game..... N/A  
3-game..... August 6-8, 2013  
4-game..... N/A  
5-game..... N/A  
Last by Portland  
2-game..... N/A  
3-game..... August 8-10, 2017  
4-game..... N/A  
5-game..... N/A

### 2021 SERIES (0)

at Richmond (0) at Portland (0)  
No games No games

ORGANIZATION

2021 FLYING SQUIRRELS

HISTORY & RECORDS

DOUBLE-A NORTHEAST

GIANTS ORGANIZATION

GENERAL INFORMATION



1900 S Centre Avenue  
 Reading, PA 19605  
 Phone: 610-375-8469  
 Fax: 610-373-5868  
 fightins.com  
 @ReadingFightins



**TEAM INFORMATION**

First Year.....1952  
 Ballpark.....FirstEnergy Stadium (cap. 9,000)  
 Field Dimensions.....LF-330, CF-400, RF-330  
 Affiliation.....Philadelphia Phillies  
 First Year of Affiliation.....1967  
 League Championships.....5 (1957, 1968, 1973, 1995, 2001)  
 Last Playoff Appearance.....2019 (Lost in EDGS)  
 2019 Record.....80-59 (1st, E.L. Eastern)  
 2019 Attendance.....398,314 (3rd)

Managing Partner.....Craig Stein  
 General Manager.....Scott Hunsicker  
 Media Relations Contact.....Kirsten Karbach  
 Broadcasters.....Kirsten Karbach, Gregg Caserta

Manager.....Shawn Williams (2nd season)  
 Pitching Coach.....Brad Bergesen  
 Hitting Coach.....Tyler Hensen  
 Athletic Trainer.....Kris Terrian

Flying Squirrels Hotel in Reading.....Crowne Plaza Reading  
 .....1741 Papermill Road  
 .....Wyomissing, PA 19610  
 .....Phone: 610-236-4335

**HEAD-TO-HEAD RECORDS**

| YEAR         | HOME         | ROAD         | OVL          | PCT.        |
|--------------|--------------|--------------|--------------|-------------|
| 2010         | 5-5          | 3-7          | 8-12         | .400        |
| 2011         | 2-1          | 3-4          | 5-5          | .500        |
| 2012         | 5-4          | 2-5          | 7-9          | .438        |
| 2013         | 3-4          | 3-7          | 6-11         | .353        |
| 2014         | 4-2          | 4-3          | 8-5          | .615        |
| 2015         | 3-4          | 2-5          | 5-9          | .357        |
| 2016         | 4-3          | 3-3          | 7-6          | .538        |
| 2017         | 2-4          | 1-6          | 3-10         | .231        |
| 2018         | 7-3          | 4-3          | 11-6         | .647        |
| 2019         | 2-8          | 3-4          | 5-12         | .294        |
| <b>TOTAL</b> | <b>37-38</b> | <b>28-47</b> | <b>65-85</b> | <b>.433</b> |



Alec Bohm (2019)

**SERIES INFORMATION**

All-Time vs. Reading.....65-85  
 at FirstEnergy Stadium.....28-47  
 at The Diamond.....37-38  
 Postseason vs. Reading.....N/A  
 2019 vs. Reading.....5-12  
 at FirstEnergy Stadium.....3-4  
 at The Diamond.....2-8  
 Best Record vs. Reading.....11-6 (2018)  
 Worst Record vs. Reading.....3-10 (2017)  
 Most Runs Scored.....  
 by Richmond.....18 (7/4/16)  
 by Reading.....19 (4/17/12)  
 Largest Margin of Victory.....17  
 .....7/4/16 (18-1)  
 Largest Margin of Defeat.....13  
 .....4/17/12 (19-6)  
 Longest Game (Innings).....11, 2x (Last - 4/20/16)

**LONGEST WINNING STREAKS**

by Richmond.....4  
 August 13, 2017-April 15, 2018  
 by Reading.....7  
 April 15-July 3, 2017

**RICHMOND HIGHS VS. READING**

**BATTERS**  
 Most Hits.....4, 6x (Last - Caleb Gindl - 7/28/18)  
 Most Runs Scored.....4 (C.J. Hinojosa - 7/4/16)  
 Most Doubles.....3 (Jarrett Parker - 4/22/14)  
 Most Home Runs.....2, 2x (Last - Wes Hodges)  
 Most RBI.....5 (Thomas Neal - 4/23/10)

**PITCHERS**  
 Most IP.....81 (Michael Kickham - 8/2/12)  
 Most Hits Allowed.....12 (David Nixon - 7/26/10)  
 Most Runs Allowed.....9 (Nate Reed - 6/30/17)  
 Most Walks.....6, 2x (Last - Cory Taylor - 4/15/17)  
 Most Strikeouts.....12 (Michael Kickham - 8/2/12)

**SERIES SWEEPS AT RICHMOND**

Last by Richmond  
 2-game.....N/A  
 3-game.....April 13-15, 2018  
 4-game.....N/A  
 5-game.....N/A  
 Last by Reading  
 2-game.....April 21-23, 2017  
 3-game.....April 22-24, 2019  
 4-game.....N/A  
 5-game.....N/A

**SERIES SWEEPS AT READING**

Last by Richmond  
 2-game.....N/A  
 3-game.....N/A  
 4-game.....N/A  
 5-game.....N/A  
 Last by Reading  
 2-game.....N/A  
 3-game.....April 17-19, 2015  
 4-game.....June 30-July 3, 2017  
 5-game.....N/A

**2021 SERIES (12)**

**at Richmond (6)**  
 Aug. 3 (Tues.) - 6:35 p.m.  
 Aug. 4 (Wed.) - 6:35 p.m.  
 Aug. 5 (Thurs.) - 6:35 p.m.  
 Aug. 6 (Fri.) - 6:35 p.m.  
 Aug. 7 (Sat.) - 6:05 p.m.  
 Aug. 8 (Sun.) - 5:05 p.m.

**at Reading (6)**  
 May 25 (Tues.) - 7:05 p.m.  
 May 26 (Wed.) - 7:05 p.m.  
 May 27 (Thurs.) - 7:05 p.m.  
 May 28 (Fri.) - 7:05 p.m.  
 May 29 (Sat.) - 6:45 p.m.  
 May 30 (Sun.) - 6:45 p.m.

ORGANIZATION

2021 FLYING SQUIRRELS

HISTORY & RECORDS

DOUBLE-A NORTHEAST

GIANTS ORGANIZATION

GENERAL INFORMATION



860 E Main St.
Bridgewater Twp, NJ 08807
Phone: 908-252-0700
Fax: 908-252-7556
somersetpatriots.com
@SOMPatriots



TEAM INFORMATION

First Year..... 1998
Ballpark..... TD Bank Ballpark (cap. 6,100)
Field Dimensions..... LF-317, CF-402, RF-315
Affiliation..... New York Yankees
First Year of Affiliation..... 2021
League Championships..... N/A
Last Playoff Appearance..... N/A
2019 Record..... N/A
2019 Attendance..... N/A

President/General Manager.....Patrick McVerry
Media Relations Contact.....Marc Schwartz
Broadcaster.....Marc Schwartz

Manager.....Julio Mosquera (1st season)
Pitching Coach.....Daniel Moskos
Hitting Coach.....Joe Migliaccio
Defensive Coach.....Caonabo Cosme
Defensive Coach.....Jose Javier
Athletic Trainer.....Jimmy Downam

Flying Squirrels Hotel in Somerset.....TBD

HEAD-TO-HEAD RECORDS

2021 will be the first affiliated season for Somerset

SERIES INFORMATION

All-Time vs. Somerset.....N/A
at TD Bank Ballpark.....N/A
at The Diamond.....N/A
Postseason vs. Somerset.....N/A
2019 vs. Somerset.....N/A
at TD Bank Ballpark.....N/A
at The Diamond.....N/A
Best Record vs. Somerset.....N/A
Worst Record vs. Somerset.....N/A
Most Runs Scored.....
by Richmond.....N/A
by Somerset.....N/A
Largest Margin of Victory.....N/A
Largest Margin of Defeat.....N/A
Longest Game (Innings).....N/A

LONGEST WINNING STREAKS

by Richmond.....N/A
by Somerset.....N/A

RICHMOND HIGHS VS. SOMERSET

BATTERS
Most Hits.....N/A
Most Runs Scored.....N/A
Most Doubles.....N/A
Most Home Runs.....N/A
Most RBI.....N/A

PITCHERS

Most IP.....N/A
Most Hits Allowed.....N/A
Most Runs Allowed.....N/A
Most Walks.....N/A
Most Strikeouts.....N/A

SERIES SWEEPS AT RICHMOND

Last by Richmond
2-game.....N/A
3-game.....N/A
4-game.....N/A
5-game.....N/A
Last by Somerset
2-game.....N/A
3-game.....N/A
4-game.....N/A
5-game.....N/A

SERIES SWEEPS AT SOMERSET

Last by Richmond
2-game.....N/A
3-game.....N/A
4-game.....N/A
5-game.....N/A
Last by Somerset
2-game.....N/A
3-game.....N/A
4-game.....N/A
5-game.....N/A

2021 SERIES (12)

at Richmond (6) at Somerset (6)
July 13 (Tues.) - 6:35 p.m. June 15 (Tues.) - 7:05 p.m.
July 14 (Wed.) - 6:35 p.m. June 16 (Wed.) - 7:05 p.m.
July 15 (Thurs.) - 6:35 p.m. June 17 (Thurs.) - 7:05 p.m.
July 16 (Fri.) - 6:35 p.m. June 18 (Fri.) - 7:05 p.m.
July 17 (Sat.) - 6:05 p.m. June 19 (Sat.) - 7:05 p.m.
July 18 (Sun.) - 5:05 p.m. June 20 (Sun.) - 1:05 p.m.

ORGANIZATION

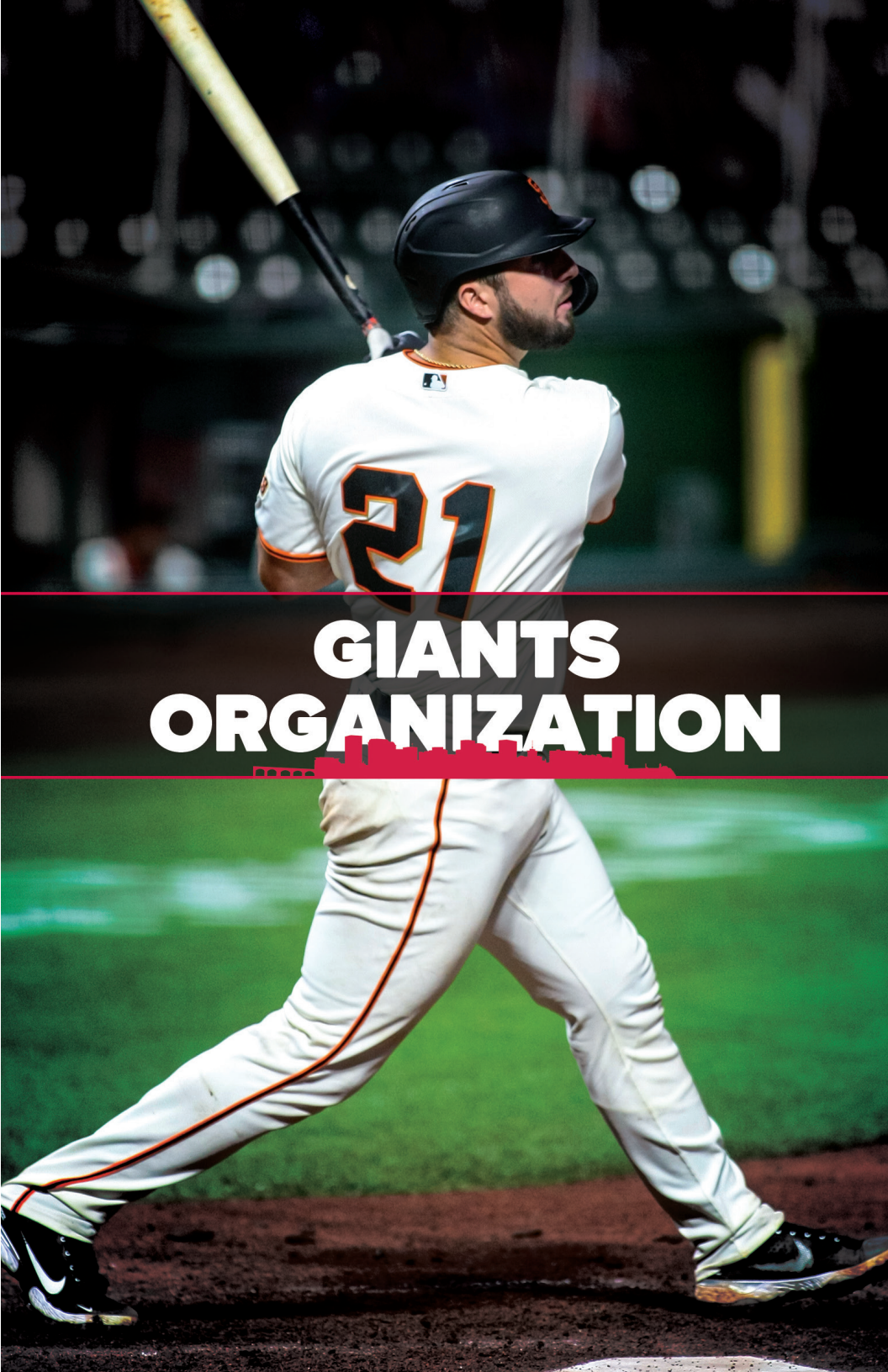
2021 FLYING SQUIRRELS

HISTORY & RECORDS

DOUBLE-A NORTHEAST

GIANTS ORGANIZATION

GENERAL INFORMATION



# GIANTS ORGANIZATION





# SAN FRANCISCO GIANTS

Oracle Park  
24 Willie Mays Plaza, San Francisco, CA 94107  
415-972-2000 | sfgiants.com | sfgiantes.com

ORGANIZATION

2021 FLYING SQUIRELS

HISTORY & RECORDS

DOUBLE-A NORTHEAST

GIANTS ORGANIZATION

GENERAL INFORMATION

## EXECUTIVE OFFICE

|  |                  |
|--|------------------|
| President & Chief Executive Officer .....        | Laurence M. Baer |
| Executive Vice President.....                    | Brian Sabean     |
| Special Assistant .....                          | Willie Mays      |
| Special Advisor .....                            | Barry Bonds      |
| Special Advisor .....                            | Bruce Bochy      |
| Special Assistant .....                          | Will Clark       |
| Executive Assistant to the President & CEO ..... | Terri Guess      |
| Administrative Assistant .....                   | Alyssa Ramont    |

## BASEBALL OPERATIONS

|   |                   |
|---|-------------------|
| President of Baseball Operations.....                               | Farhan Zaidi      |
| General Manager .....   | Scott Harris      |
| Senior Advisor to the President of Baseball Operations.....         | J.P. Ricciardi    |
| Senior Advisor to the President of Baseball Operations.....         | Dick Tidrow       |
| Senior Advisor to the President of Baseball Operations.....         | John Barr         |
| Vice President & Assistant General Manager.....                     | Jeremy Shelley    |
| Vice President of Baseball Resources & Development.....             | Yeshayah Goldfarb |
| Vice President of Player Performance & Wellness.....                | Colin Cahill      |
| Director of Pro Scouting.....                                       | Zack Minasian     |
| Director of Amateur Scouting.....                                   | Michael Holmes    |
| Director of International Scouting.....                             | Joe Salermo       |
| Special Assistant, Scouting.....                                    | Craig Weissmann   |
| Director of Player Development.....                                 | Kyle Haines       |
| Special Assistant to Baseball Operations.....                       | Felipe Alou       |
| Executive Assistant, Baseball Operations & Administration.....      | Karen Sweeney     |
| Director of Baseball Analytics.....                                 | Paul Bien         |
| Director of Player Personnel Administration.....                    | Clara Ho-Frawley  |
| Director of Mental Health and Wellness, and E A P.....              | Shana Alexander   |
| Director of International Operations & Baseball Administration..... | Jose Bonilla      |
| Assistant Director of Player Development Administration.....        | Eric Flemming     |
| Senior Director of Application Development.....                     | Dan Quill         |
| Manager of Arizona Baseball Operations.....                         | Gabe Alvarez      |
| Manager of Education & Cultural Development.....                    | Laura Núñez       |
| Manager of Baseball Video Systems.....                              | Yo Miyamoto       |
| Manager, Baseball Analytics .....                                   | Michael Schwartze |
| Data Scientist .....  | Brian Huey        |
| Data Scientist .....  | Greg Starek       |
| Baseball Operations Analyst.....                                    | Mark Ferraro      |
| Baseball Operations Analyst.....                                    | Rohanna Pacheco   |
| Baseball Operations Analyst.....                                    | Simon Ricci       |
| Principal Engineer, Baseball Systems.....                           | Caleb Whang       |
| Senior Software Engineer, Baseball Systems.....                     | Kevin Deggelman   |
| Software Engineer, Baseball Systems.....                            | Rob Bertucci      |
| Software Engineer, Baseball Systems.....                            | Alex Case         |
| Software Engineer, Baseball Systems.....                            | Jack McGeary      |
| Software Engineer, Baseball Systems.....                            | Matt Fong         |
| Coordinator of Baseball Video Systems.....                          | Patrick Yount     |
| Coordinator of Amateur Scouting.....                                | Michael Navolio   |
| Dominican Republic Facilities Manager.....                          | Francis Mieses    |
| International Baseball Operations Administrator.....                | Joan Cuevas       |
| Assistant, Baseball Operations.....                                 | Josh Zimmerman    |
| Baseball Operations Fellow .....                                    | Kiana Pancino     |
| Baseball Operations Associate Analyst.....                          | Amanda Glazer     |
| Baseball Operations Associate .....                                 | Eleanor Martin    |



## MAJOR LEAGUE STAFF

|   |                   |
|---|-------------------|
| Manager.....                              | Gabe Kapler       |
| Bench Coach.....                          | Kai Correa        |
| Director of Pitching.....                 | Brian Bannister   |
| Pitching Coach.....                       | Andrew Bailey     |
| Assistant Pitching Coach.....             | J.P. Martinez     |
| Hitting Coach.....                        | Donnie Ecker      |
| Hitting Coach.....                        | Justin Viele      |
| Director of Hitting/Asst. ML Hitting..... | Dustin Lind       |
| Third Base Coach.....                     | Ron Wotus         |
| First Base Coach.....                     | Antoan Richardson |
| Bullpen Coach.....                        | Craig Albarnaz    |
| Quality Assurance Coach.....              | Nick Ortiz        |
| Assistant Coach.....                      | Alyssa Nakken     |
| Assistant Coach.....                      | Mark Hallberg     |
| Video Coaching Analyst.....               | Fernando Perez    |
| Bullpen Catcher.....                      | Taira Uemtasu     |
| Bullpen Catcher.....                      | Brant Whiting     |
| Batting Practice Pitcher.....             | John Yandle       |

## PLAYER DEVELOPMENT

|  |                     |
|--|---------------------|
| Director of Player Development.....  | Kyle Haines         |
| Minor League Field Coordinator.....  | Tony Diggs          |
| Pitching Coordinator.....  | Justin Lehr         |
| Assistant Pitching Coordinator.....  | Clayton Rapada      |
| Coordinator of Pitching Sciences.....                                      | Matt Daniels        |
| Rehab Pitching Coordinator.....  | Matt Yourkin        |
| Hitting Coordinator.....   | Michael Brdar       |
| Assistant Hitting Coordinator.....   | Ed Lucas            |
| Coordinator of Latin American Development.....                             | Hector Borg         |
| Coordinator of Outfield & Baserunning.....                                 | Tim Leiper          |
| Coordinator of Infield Instruction.....                                    | Jason Wood          |
| Minor League Coach.....  | Tom Trebelhorn      |
| Roving Hitting Coach.....  | Pat Burrell         |
| Roving Pitching Coach.....   | Ryan Vogelsong      |
| Roving Catching Instructor.....  | Eli Whiteside       |
| Player Development Spring Training Instructor.....                         | Gene Clines         |
| Player Development Spring Training Instructor.....                         | Shawon Dunston      |
| Player Development Spring Training Instructor.....                         | Dave Righetti       |
| Director of Minor League Medical.....                                      | Dustin Luepker      |
| Coordinator of Minor League Medical.....                                   | Ryo Watanabe        |
| Assistant Coordinator of Minor League Medical/RICH ATC.....                | Garrett Havig       |
| Coordinator, Latin American Medical/DSL ATC.....                           | Aquiles Torrealba   |
| Coordinator of Minor League Strength & Conditioning.....                   | Andy King           |
| Assistant Coordinator of Minor League Strength & Conditioning / Rehab..... | Andy Lyon           |
| Coordinator, Latin American Strength & Conditioning.....                   | Sergio Rojas        |
| Arizona Physical Therapist.....  | Frank Perez         |
| Arizona Physical Therapist.....  | Kyle Belski         |
| Mental Skills Coach.....   | Kellen Lee          |
| Mental Skills Coach.....   | Francisco Rodriguez |
| Minor League Mental Health Coordinator.....                                | Dr. Emily Cheatum   |
| Coordinator of Minor League Nutrition.....                                 | Adam Rodrigues      |
| High Performance Chef.....   | Jessica Placencia   |
| Assistant, Biomechanics.....   | Amy Ogren           |
| Arizona Player Development Assistant.....                                  | Jake Koch           |
| Director of Arizona Field Operations.....                                  | Josh Warstler       |
| Manager of Minor League Field Operations.....                              | Jeff Winsor         |
| Manager of Fleet and Irrigation.....                                       | Nick Wolcott        |
| Coordinator of Field Operations.....                                       | Jayson Cluff        |
| Coordinator of Field Operations.....                                       | Brad Guzman         |

ORGANIZATION

2021 FLYING SQUIRRELS

HISTORY & RECORDS

DOUBLE-A NORTHEAST

GIANTS ORGANIZATION

GENERAL INFORMATION

# DRAFT PICKS & INTERNATIONAL SIGNINGS

## GIANTS 2019 FIRST-YEAR PLAYER DRAFT SELECTIONS & N DFA SIGNINGS

| ROUND | PICK # | NAME                        | POS | B / T | HT   | WT  | DOB      | 2018 TEAMS    |
|-------|--------|-----------------------------|-----|-------|------|-----|----------|---------------|
| 1     | 10     | Hunter Bishop               | OF  | L / R | 6-5  | 210 | 6/25/98  | AZL/SK        |
| 1     | 51     | Logan Wyatt                 | 1B  | L / R | 6-4  | 230 | 11/15/97 | AZL/SK/AUG    |
| 3     | 87     | Grant McCray                | CF  | L / R | 6-2  | 170 | 12/7/00  | AZL           |
| 4     | 116    | Tyler Fitzgerald            | SS  | R / R | 6-3  | 205 | 9/15/97  | AZL/SK/AUG    |
| 5     | 146    | Garrett Frechette           | 1B  | L / L | 6-3  | 200 | 12/31/00 | AZL           |
| 6     | 176    | Dilan Rosario               | SS  | R / R | 6-0  | 175 | 6/16/01  | AZL           |
| 7     | 206    | Armani Smith                | LF  | R / R | 6-4  | 215 | 7/19/98  | AZL/SK        |
| 8     | 236    | Caleb Kilian                | P   | R / R | 6-4  | 180 | 6/2/97   | AZL/SK        |
| 9     | 266    | Simon Whiteman              | SS  | R / R | 5-10 | 165 | 1/28/97  | SK/AUG        |
| 10    | 296    | Jeff Houghtby               | SS  | L / R | 5-11 | 175 | 5/13/97  | SK            |
| 11    | 326    | Trevor McDonald             | P   | R / R | 6-2  | 180 | 2/26/01  | AZL           |
| 12    | 356    | Chris Wright                | P   | L / L | 6-1  | 205 | 10/14/98 | AZL           |
| 13    | 386    | Harrison Freed              | RF  | R / R | 5-11 | 205 | 5/13/98  | AZL/SK        |
| 14    | 416    | Nick Morreale               | P   | R / R | 6-5  | 220 | 7/27/97  | AZL           |
| 15    | 446    | Carter Aldrete              | 2B  | R / R | 6-2  | 205 | 10/27/97 | AZL/SK        |
| 16    | 476    | Brandon Martorano           | C   | R / R | 6-2  | 198 | 1/6/98   | AZL/SK        |
| 17    | 506    | Connor Cannon               | 1B  | R / R | 6-5  | 240 | 5/16/98  | AZL/SK        |
| 18    | 536    | Cole Waites                 | P   | R / R | 6-3  | 180 | 6/10/98  | AZL           |
| 19    | 566    | Kanoa Pagan                 | RHP | R / R | 6-2  | 190 | 9/29/98  | AZL           |
| 20    | 596    | Najee Gaskins               | CF  | R / R | 6-0  | 175 | 9/7/97   | AZL           |
| 21    | 626    | Bryce Fehmel                | P   | R / R | 6-2  | 205 | 12/16/96 | AZL/SK        |
| 22    | 656    | Javeyan Williams            | CF  | L / L | 5-9  | 160 | 6/27/97  | AZL           |
| 23    | 686    | Taylor Rashi                | RHP | R / R | 6-4  | 220 | 1/15/96  | AZL/SK        |
| 24    | 716    | Evan Lumbert                | RHP | L / R | 6-0  | 175 | 5/10/96  | AZL           |
| 25    | 746    | <i>Richard D. Rodriguez</i> | 2B  | S / R | 6-0  | 165 | 7/10/00  | -             |
| 26    | 776    | Nick Avila                  | P   | R / R | 6-4  | 195 | 7/25/97  | AZL/SK        |
| 27    | 806    | Connor Beichler             | SS  | S / R | 5-10 | 160 | 6/29/00  | -             |
| 28    | 836    | Reese Sharp                 | RHP | R / R | 6-3  | 225 | 8/7/00   | -             |
| 29    | 866    | Brooks Crawford             | P   | R / R | 6-4  | 215 | 8/19/96  | AZL           |
| 30    | 896    | Justin Crump                | P   | R / R | 6-3  | 215 | 12/1/95  | -             |
| 31    | 926    | Tyler Wyatt                 | P   | R / R | 5-11 | 185 | 12/9/96  | AZL/SK        |
| 32    | 956    | Dylan Brewer                | CF  | L / L | 6-3  | 165 | 9/29/00  | -             |
| 33    | 986    | Nolan Dempsey               | 2B  | R / R | 6-0  | 175 | 9/9/96   | AZL           |
| 34    | 1016   | Morgan Colopy               | RF  | R / R | 6-1  | 210 | 9/28/00  | -             |
| 35    | 1046   | Brooks Lee                  | SS  | S / R | 6-1  | 185 | 2/14/01  | -             |
| 36    | 1076   | Cameron Repetti             | 3B  | R / R | 6-3  | 205 | 12/19/00 | -             |
| 37    | 1106   | Cole Weiss                  | 3B  | L / R | 6-4  | 200 | 2/8/98   | -             |
| 38    | 1136   | Will Rigney                 | P   | R / R | 6-5  | 200 | 8/4/00   | -             |
| 39    | 1166   | Chris Lanzilli              | LF  | R / R | 6-2  | 215 | 6/18/98  | -             |
| 40    | 1196   | Jeff Heinrich               | 3B  | R / R | 6-0  | 200 | 4/5/99   | -             |
| N DFA |        | Matt Malkin                 | C   | R / R | 6-4  | 220 | 10/8/95  | AZL/SK/SJ/SAC |
| N DFA |        | Austin Reich                | RHP | R / R | 6-4  | 220 | 4/15/97  | AZL           |

*Italics - Did not sign*

## GIANTS 2019 INTERNATIONAL SIGNINGS

| NAME                 | POS | COUNTRY            | HT    | WT  | B / T | DOB      |
|----------------------|-----|--------------------|-------|-----|-------|----------|
| Jorge Martinez       | RHP | Colombia           | 6-0   | 161 | R / R | 11/6/01  |
| Jose Ramos           | SS  | Colombia           | 5-11  | 141 | R / R | 10/25/02 |
| Geremias Castillo    | OF  | Dominican Republic | 5-7.1 | 40  | S / R | 11/28/02 |
| Larry De Jesus       | RHP | Dominican Republic | 6-1   | 160 | R / R | 10/19/02 |
| Lisander De La Cruz  | RHP | Dominican Republic | 6-2   | 185 | R / R | 8/16/01  |
| Rolfi Jimenez        | RHP | Dominican Republic | 6-0   | 150 | R / R | 10/8/02  |
| Yelson Lemos         | SS  | Dominican Republic | 6-0   | 165 | R / R | 9/6/02   |
| Manuel Mercedes      | RHP | Dominican Republic | 6-3   | 162 | R / R | 9/21/02  |
| Miguel Mora          | RHP | Dominican Republic | 6-2   | 187 | R / R | 11/4/01  |
| Angel Moreno         | RHP | Dominican Republic | 6-2   | 170 | R / R | 2/22/01  |
| Ismael Mota          | RHP | Dominican Republic | 6-2   | 165 | R / R | 8/4/01   |
| Ruben Ortiz          | RHP | Dominican Republic | 6-2   | 165 | R / R | 2/8/03   |
| Onil Perez           | C   | Dominican Republic | 6-1   | 187 | R / R | 9/10/02  |
| Daniel Rondon        | RHP | Dominican Republic | 6-0   | 160 | R / R | 3/16/03  |
| Ken Salas            | RHP | Dominican Republic | 6-2   | 180 | R / R | 7/30/01  |
| Cristofer Valenzuela | RHP | Dominican Republic | 6-1   | 170 | R / R | 10/7/01  |
| Esmerlin Vinicio     | LHP | Dominican Republic | 6-2   | 141 | L / L | 1/31/03  |
| Elian Rayo           | 3B  | Nicaragua          | 6-0   | 202 | R / R | 3/4/03   |
| Emmanuel Trujillo    | C   | Nicaragua          | 6-1   | 205 | R / R | 10/19/01 |
| Adrian Sugastey      | C   | Panama             | 6-1   | 170 | R / R | 10/23/02 |
| Ranjeans Anza        | C   | Venezuela          | 5-11  | 160 | R / R | 5/18/03  |
| Aeverson Arteaga     | SS  | Venezuela          | 6-1   | 170 | R / R | 3/16/03  |
| Estanlin Cassiani    | OF  | Venezuela          | 5-11  | 155 | L / L | 12/30/02 |
| Leandro Castillo     | RHP | Venezuela          | 6-1   | 160 | R / R | 7/1/02   |
| Victor David Coronil | C   | Venezuela          | 6-0   | 175 | R / R | 9/7/02   |
| Marlon Franco        | RHP | Venezuela          | 6-2   | 165 | R / R | 9/18/02  |
| Victor Gonzalez      | RHP | Venezuela          | 6-1   | 170 | R / R | 4/4/02   |
| Oswaldo Ladera       | OF  | Venezuela          | 6-2   | 170 | R / R | 2/14/03  |
| Wuesly Lespe         | SS  | Venezuela          | 6-0   | 165 | L / R | 4/23/03  |
| Carlos Lopez         | LHP | Venezuela          | 6-0   | 165 | L / L | 8/31/02  |
| Mikel Manzano        | RHP | Venezuela          | 6-0   | 140 | R / R | 11/30/02 |
| Jorge Nunez          | RHP | Venezuela          | 5-11  | 165 | R / R | 12/13/01 |
| Argenis Perez        | LHP | Venezuela          | 5-10  | 140 | L / L | 4/30/03  |
| Cesar Quintas        | OF  | Venezuela          | 6-1   | 175 | R / R | 3/25/03  |
| Samuel Reyes         | OF  | Venezuela          | 6-0   | 170 | R / R | 1/27/03  |
| Anthony Rodriguez    | SS  | Venezuela          | 6-2   | 165 | S / R | 9/20/02  |
| Erasmo Tortolero     | RHP | Venezuela          | 6-1   | 188 | R / R | 8/5/02   |
| Freddy Tremaria      | C   | Venezuela          | 5-11  | 165 | R / R | 4/28/03  |
| Luis Yezema          | RHP | Venezuela          | 5'11  | 165 | R / R | 5/7/02   |





# DRAFT PICKS & INTERNATIONAL SIGNINGS

## GIANTS 2020 FIRST-YEAR PLAYER DRAFT SELECTIONS & N DFA SIGNINGS

| ROUND | PICK # | NAME            | POS | B / T | HT   | WT  | DOB      | 2020 TEAMS |
|-------|--------|-----------------|-----|-------|------|-----|----------|------------|
| 1     | 13     | Patrick Bailey  | C   | S / R | 6-2  | 207 | 5/29/99  | --         |
| 2     | 49     | Casey Schmitt   | 3B  | R / R | 6-2  | 200 | 3/1/99   | --         |
| 2C    | 67     | Nick Swiney     | LHP | R / L | 6-3  | 187 | 2/12/99  | --         |
| 2C    | 68     | Jimmy Glowenke  | SS  | R / R | 5-11 | 186 | 6/5/99   | --         |
| 3     | 85     | Kyle Harrison   | LHP | R / L | 6-2  | 200 | 8/12/01  | --         |
| 4     | 114    | R.J. Dabovich   | RHP | R / R | 6-3  | 215 | 1/11/99  | --         |
| 5     | 144    | Ryan Murphy     | RHP | R / R | 6-1  | 175 | 10/8/99  | --         |
| N DFA | --     | Carter Williams | CF  | L / R | 6-3  | 210 | 1/14/98  | --         |
| N DFA | --     | Ty Weber        | RHP | R / R | 6-4  | 220 | 3/19/98  | --         |
| N DFA | --     | Tyler Forner    | CF  | R / L | 5-11 | 195 | 10/18/01 | --         |
| N DFA | --     | Brett Auerbach  | C   | R / R | 5-9  | 185 | 8/27/98  | --         |
| N DFA | --     | William Jensen  | RHP | R / R | 6-4  | 180 | 9/2/97   | --         |
| N DFA | --     | Rob Emery       | C   | R / R | 6-1  | 215 | 10/22/96 | --         |
| N DFA | --     | Haydn King      | LHP | L / L | 6-2  | 205 | 11/14/98 | --         |

## GIANTS 2021 INTERNATIONAL SIGNINGS

| NAME              | POS | COUNTRY            | HT   | WT  | B / T | DOB      |
|-------------------|-----|--------------------|------|-----|-------|----------|
| Angel Polo        | C   | Colombia           | 5-11 | 184 | R / R | 11/18/03 |
| Jediael Maduro    | LF  | Curacao            | 6-1  | 188 | L / L | 12/26/03 |
| Anderson Azor     | RHP | Dominican Republic | 6-0  | 162 | R / R | 10/9/03  |
| Saul Bautista     | CF  | Dominican Republic | 6-0  | 145 | S / R | 4/20/04  |
| Jan Caraballo     | RHP | Dominican Republic | 6-6  | 181 | R / R | 10/20/03 |
| Pavel Duarte      | LHP | Dominican Republic | 6-1  | 164 | L / L | 10/29/03 |
| Ramos Peralta     | SS  | Dominican Republic | 5-11 | 165 | R / R | 10/2/03  |
| Jose Perez        | RHP | Dominican Republic | 6-2  | 180 | R / R | 8/9/03   |
| Brandy Rosario    | SS  | Dominican Republic | 6-0  | 145 | R / R | 3/24/04  |
| Carlos Rosario    | LF  | Dominican Republic | 6-0  | 190 | L / L | 9/15/03  |
| Angel Sanchez     | RHP | Dominican Republic | 6-1  | 164 | R / R | 12/20/02 |
| Eliam Sandoval    | LF  | Dominican Republic | 6-2  | 175 | L / L | 2/4/04   |
| Juanel Urena      | CF  | Dominican Republic | 5-10 | 165 | R / R | 3/2/04   |
| Ricardo Estrada   | LHP | Mexico             | 6-0  | 170 | L / L | 6/25/02  |
| Mauricio Pierre   | RF  | Panama             | 6-3  | 180 | R / R | 11/23/03 |
| Randy Arrieta     | CF  | Venezuela          | 5-11 | 150 | R / R | 11/1/03  |
| Jose Astudillo    | SS  | Venezuela          | 5-10 | 150 | R / R | 2/24/04  |
| Jhosward Camacho  | SS  | Venezuela          | 5-10 | 146 | S / R | 7/9/04   |
| Gustavo Cardozo   | SS  | Venezuela          | 6-1  | 160 | R / R | 10/9/03  |
| Javier Castillo   | C   | Venezuela          | 6-1  | 170 | R / R | 11/14/03 |
| Samir Chires      | RHP | Venezuela          | 6-0  | 160 | R / R | 9/17/03  |
| Daniel Espinoza   | LHP | Venezuela          | 6-0  | 168 | L / L | 11/25/03 |
| Bryan Ferrer      | C   | Venezuela          | 6-0  | 170 | S / R | 12/26/03 |
| Diego Gonzalez    | C   | Venezuela          | 5-11 | 155 | S / R | 9/22/03  |
| Brian Guzman      | LF  | Venezuela          | 6-1  | 192 | R / R | 5/13/04  |
| Derwin Laya       | 3B  | Venezuela          | 6-3  | 187 | R / R | 9/15/03  |
| Gerelmi Maldonado | RHP | Venezuela          | 6-2  | 170 | R / R | 12/21/03 |
| Eduardo Montero   | C   | Venezuela          | 5-10 | 150 | L / R | 10/26/03 |
| Carlos Rangel     | RHP | Venezuela          | 6-3  | 175 | R / R | 3/4/04   |
| Samuel Rodriguez  | SS  | Venezuela          | 5-11 | 161 | S / R | 10/22/03 |
| Jose Rojas        | RHP | Venezuela          | 6-1  | 145 | R / R | 1/2/04   |
| Diego Valasquez   | SS  | Venezuela          | 6-1  | 150 | S / R | 10/1/03  |
| Fabio Villadiego  | CF  | Venezuela          | 5-11 | 140 | R / R | 3/13/04  |
| Diego Villegas    | CF  | Venezuela          | 6-0  | 170 | L / L | 3/23/04  |



ORGANIZATION

2021 FLYING SQUIRRELS

HISTORY & RECORDS

DOUBLE-A NORTHEAST

GIANTS ORGANIZATION

GENERAL INFORMATION

# 2019 GIANTS MINOR LEAGUE RECAP

## 2019 GIANTS MINOR LEAGUE ORGANIZATIONAL LEADERS

### BATTING AVERAGE

|                   |         |      |
|-------------------|---------|------|
| Luis Matos        | DSL/AZL | .367 |
| Victor Bericoto   | DSL/AZL | .337 |
| Ronaldo Flores    | DSL     | .325 |
| Jairo Pomares     | AZL/SK  | .324 |
| Alexander Canario | AZL/SK  | .318 |




### ERA

|                |        |      |
|----------------|--------|------|
| Seth Corry     | AUG    | 1.76 |
| Jasier Herrera | AZL/SK | 2.66 |
| Kervin Castro  | SK     | 2.66 |
| Matt Frisbee   | AUG/SJ | 3.13 |
| Two tied       |        | 3.32 |




### HOME RUNS

|                  |         |    |
|------------------|---------|----|
| Chris Shaw       | RIC/SAC | 28 |
| Mike Gerber      | SAC     | 26 |
| Zach Green       | SAC     | 25 |
| Courtney Hawkins | SJ      | 21 |
| Frankie Tostado  | AUG     | 18 |



### WINS

|                  |        |   |
|------------------|--------|---|
| Seth Corry       | AUG    | 9 |
| Matt Frisbee     | AUG/SJ | 9 |
| Alfred Gutierrez | RIC    | 9 |
| Jasier Herrera   | AZL/SK | 9 |
| Aaron Phillips   | SJ/SAC | 9 |



### RBI

|                 |         |    |
|-----------------|---------|----|
| Chris Shaw      | RIC/SAC | 94 |
| Frankie Tostado | AUG     | 85 |
| Mike Gerber     | SAC     | 83 |
| Diego Rincones  | AUG/SJ  | 65 |
| Zach Green      | SAC     | 64 |



### SAVES

|                |            |    |
|----------------|------------|----|
| Jesus Tona     | AUG/SJ     | 16 |
| Melvin Adon    | RIC/SAC    | 14 |
| Fernando Abad  | RIC/SAC    | 13 |
| Sandro Cabrera | AUG/SJ/RIC | 8  |
| Four tied      |            | 7  |




### STOLEN BASES

|                  |         |    |
|------------------|---------|----|
| Johneshwy Fargas | RIC     | 50 |
| Simon Whiteman   | SK/AUG  | 31 |
| Jalen Miller     | RIC     | 27 |
| Bryce Johnson    | SJ/RIC  | 26 |
| Luis Matos       | AZL/DSL | 21 |



### STRIKEOUTS

|               |            |     |
|---------------|------------|-----|
| Seth Corry    | AUG        | 172 |
| Matt Frisbee  | AUG/SJ     | 154 |
| Conner Menez  | RIC/SAC    | 154 |
| Sean Hjelle   | AUG/SJ/RIC | 139 |
| Caleb Baragar | SJ/RIC/SAC | 135 |



## GIANTS 2021 TOP-30 PROSPECTS

### MLBPipeline.com

- 1.....Marco Luciano, SS
- 2.....Joey Bart, C
- 3.....Heliot Ramos, OF
- 4.....Hunter Bishop, OF
- 5.....Seth Corry, LHP
- 6.....Patrick Bailey, C
- 7.....Luis Matos, OF
- 8.....Kyle Harrison, LHP
- 9.....Alexander Canario, OF
- 10.....Luis Toribio, 3B
- 11.....Sean Hjelle, RHP
- 12.....Will Wilson, SS/2B
- 13.....Gregory Santos, RHP
- 14.....Jairo Pomares, OF
- 15.....Nick Swiney, LHP
- 16.....Casey Schmitt, 3B
- 17.....Logan Wyatt, 1B
- 18.....Kai-Wei Teng, RHP
- 19.....Blake Rivera, RHP
- 20.....Tristan Beck, RHP
- 21.....Garrett Frechette, 1B
- 22.....Aeverson Arteaga, SS
- 23.....Grant McCray, OF
- 24.....Camilo Doval, RHP
- 25.....Kervin Castro, RHP
- 26.....Jaylin Davis, OF
- 27.....Trevor McDonald, RHP
- 28.....Ricardo Genoves, C
- 29.....Jimmy Glownenke, SS
- 30.....Caleb Kilian, RHP

### Baseball America

- 1.....Marco Luciano, SS
- 2.....Joey Bart, C
- 3.....Heliot Ramos, OF
- 4.....Luis Matos, OF
- 5.....Kyle Harrison, LHP
- 6.....Hunter Bishop, OF
- 7.....Patrick Bailey, C
- 8.....Alexander Canario, OF
- 9.....Seth Corry, LHP
- 10.....Will Wilson, SS/2B
- 11.....Luis Toribio, 3B
- 12.....Tristan Beck, RHP
- 13.....Sean Hjelle, RHP
- 14.....Casey Schmitt, 3B
- 15.....Logan Wyatt, 1B
- 16.....Nick Swiney, LHP
- 17.....Lamont Wade, OF
- 18.....Aeverson Arteaga, SS
- 19.....Diego Velasquez, SS
- 20.....Anthony Rodriguez, SS
- 21.....Jairo Pomares, OF
- 22.....Camilo Doval, RHP
- 23.....Gregory Santos, RHP
- 24.....Kervin Castro, RHP
- 25.....Ricardo Genoves, C
- 26.....R.J. Dabovich, RHP
- 27.....Adrian Sugastey, C
- 28.....Rayner Santana, C
- 29.....Blake Rivera, RHP
- 30.....Jose Marte, RHP



# GIANTS AFFILIATES

## SACRAMENTO RIVER CATS | TRIPLE-A WEST



400 Ballpark Drive  
West Sacramento, CA 95691  
Phone: 916-376-4722  
Fax: 916-376-4710  
rivercats.com  
@RiverCats



### TEAM INFORMATION

First Year ..... 1978  
First Year of Affiliation ..... 2015  
2019 Record ..... 73-67 (1st place, PCL Pacific Northern)  
Ballpark ..... Raley Field (14,014)

CEO, Majority Owner ..... Susan Savage  
President ..... Jeff Savage  
General Manager ..... Chip Maxson  
Media Relations Contact ..... Conner Penfold  
Broadcaster ..... Johnny Doskow

### 2021 FIELD STAFF

**Manager:**  
Dave Brundage (5th season)  
**Pitching Coach:**  
Garvin Alston  
**Hitting Coach:**  
Damon Minor  
**Fundamentals Coach:**  
Jolbert Cabrera  
**Athletic Trainer:**  
David Getsoff

## EUGENE EMERALDS | HIGH-A WEST



2800 Martin Luther King Blvd.  
Phone: 541-342-5367  
Fax: 541-342-6089  
emeraldsbaseball.com  
@EugeneEmeralds



### TEAM INFORMATION

First Year ..... 1955  
First Year of Affiliation ..... 2021  
2019 Record ..... 33-43 (6th place, NWL)  
Ballpark ..... PK Park (4,000)

General Manager ..... Allan Benavides  
Assistant General Manager ..... Matt Dompe  
Media Relations Contact ..... Alex Stimson  
Broadcaster ..... Matt Dompe

### 2021 FIELD STAFF

**Manager:**  
Dennis Pelfrey (1st season)  
**Pitching Coach:**  
Alain Quijano  
**Hitting Coach:**  
Jake Fox  
**Fundamentals Coach:**  
Lipso Nava  
**Athletic Trainer:**  
Tim Vigue

## SAN JOSE GIANTS | LOW-A WEST



P.O. Box 21727  
San Jose, CA 95151  
Phone: 408-297-1435  
Fax: 408-297-1453  
sjgiants.com  
@SJGiants



### TEAM INFORMATION

First Year ..... 1962  
First Year of Affiliation ..... 1988  
2019 Record ..... 66-73 (2nd place, CAL North)  
Ballpark ..... San Jose Municipal Stadium (4,200)

President & CEO ..... Dan Orum  
Chief Operating Officer ..... Ben Taylor  
Media Relations Contact ..... Matt Alongi  
Broadcasters ..... Joe Ritzo, Justin Allegri

### 2021 FIELD STAFF

**Manager:**  
Lenn Sakata (1st season)  
**Pitching Coach:**  
Paul Oseguera  
**Hitting Coach:**  
Danny Santin  
**Fundamentals Coach:**  
Eliezer Zambrano  
**Athletic Trainer:**  
Vito Maffei

ORGANIZATION

2021 FLYING SQUIRRELS

HISTORY & RECORDS

DOUBLE-A NORTHEAST

GIANTS ORGANIZATION

GENERAL INFORMATION



# ARIZONA LEAGUE GIANTS | ROOKIE - ARIZONA LEAGUE



Giants Baseball Complex  
8045 E. Camelback Road  
Scottsdale, AZ 85251  
Phone: 408-990-0052  
Fax: 408-990-2349  
sfgiants.com



## ARIZONA GIANTS 1

2019 Record..... 24-32  
(6th place, Arizona League East)  
Manager..... Carlos Valderrama  
Pitching Coach..... Mario Rodriguez  
Hitting Coach..... Travis Ishikawa  
Fundamentals Coach..... Jeremiah Knackstedt  
Athletic Trainer..... Christian Fosler

## ARIZONA GIANTS 2

2019 Record..... 43-13  
(1st place, Arizona League East)  
Manager..... Lance Burkhart  
Pitching Coach..... Michael Couchee  
Hitting Coach..... Cory Elaski  
Fundamentals Coach..... Ydwin Villegas  
Athletic Trainer..... Chris Gorosics

# DOMINICAN GIANTS | ROOKIE - DOMINICAN SUMMER LEAGUE



Felipe Alou Baseball  
Academy

Tierra Alta, Boca Chica,  
Dominican Republic  
sfgiants.com



## TEAM INFORMATION

2019 Record (One team)..... 31-41 (4th place, DSL Northeast)  
**DSL GIANTS 1** **DSL GIANTS 2**

Manager..... Jose Montilla  
Pitching Coach..... Luis Pino  
Hitting Coach..... Juan Parra  
Fundamentals Coach..... Jose Medina  
Fundamentals Coach..... Lisandro King  
Athletic Trainer..... Pedro Wilson

Manager..... Juan Ciriaco  
Pitching Coach..... Osiris Matos  
Hitting Coach..... Craig Maddox  
Coach..... Hector Ortiz  
Trainer..... Isaiah Yoder



## SAN FRANCISCO GIANTS ALL-TIME AA AFFILIATES

|                                       |   |
|---------------------------------------|---|
| Corpus Christi Giants.....1958-59     | Lafayette Drillers.....1975-76            |
| Rio Grande Valley Giants.....1960-61  | Shreveport Captains.....1979-2000         |
| El Paso Sun Kings.....1962-64         | Shreveport Swamp Dragons.....2001-02      |
| Springfield Giants.....1963-65        | Norwich Navigators*.....2003-05           |
| Waterbury Giants*.....1966-67, '77-78 | Connecticut Defenders*.....2006-09        |
| Amarillo Giants.....1968-74           | Richmond Flying Squirrels*.....2010-pres. |

\* - Affiliates in the Eastern League



# GENERAL INFORMATION



# ATTENDANCE INFORMATION

## YEARLY REGULAR-SEASON ATTENDANCE TOTALS

| YEAR          | OPENINGS   | TOTAL            | EL RANK | AVERAGE      | EL RANK |
|---------------|------------|------------------|---------|--------------|---------|
| 2010          | 70         | 463,842          | 1st     | 6,626        | 1st     |
| 2011          | 67         | 447,520          | 2nd     | 6,679        | 2nd     |
| 2012          | 70         | 438,002          | 1st     | 6,257        | 2nd     |
| 2013          | 65         | 434,769          | 2nd     | 6,689        | 1st     |
| 2014          | 66         | 418,147          | 1st     | 6,336        | 1st     |
| 2015          | 69         | 417,828          | 1st     | 6,055        | 1st     |
| 2016          | 68         | 390,693          | 2nd     | 5,745        | 2nd     |
| 2017          | 64         | 386,185          | 3rd     | 6,034        | 2nd     |
| 2018          | 64         | 396,686          | 2nd     | 6,198        | 1st     |
| 2019          | 64         | 400,321          | 2nd     | 6,255        | 1st     |
| <b>TOTALS</b> | <b>667</b> | <b>4,193,993</b> |         | <b>6,287</b> |         |

## 2019 EASTERN LEAGUE ATTENDANCE (BY AVERAGE)

| TEAM          | BALLPARK                       | CAPACITY | OPENINGS | TOTAL   | AVERAGE |
|---------------|--------------------------------|----------|----------|---------|---------|
| Richmond      | The Diamond                    | 9,560    | 64       | 400,321 | 6,255   |
| Hartford      | Dunkin' Donuts Park            | 6,121    | 67       | 414,946 | 6,193   |
| Reading       | FirstEnergy Stadium            | 9,000    | 67       | 398,314 | 5,945   |
| Portland      | Hadlock Field                  | 7,368    | 63       | 357,647 | 5,677   |
| Trenton       | ARM & HAMMER Park              | 6,341    | 65       | 340,705 | 5,242   |
| Akron         | Canal Park                     | 7,630    | 67       | 340,187 | 5,077   |
| New Hampshire | Northeast Delta Dental Stadium | 6,500    | 65       | 306,511 | 4,716   |
| Altoona       | Peoples Natural Gas Field      | 7,210    | 67       | 308,464 | 4,604   |
| Harrisburg    | FNB Field                      | 6,187    | 67       | 258,909 | 3,864   |
| Erie          | UPMC Park                      | 6,000    | 65       | 215,444 | 3,315   |
| Bowie         | Prince George's Stadium        | 10,000   | 69       | 224,686 | 3,256   |
| Binghamton    | NYSEG Stadium                  | 6,012    | 61       | 182,990 | 3,000   |

## TOP REGULAR-SEASON CROWDS AT THE DIAMOND

| RANK | TOTAL | DATE/OPPONENT       | RESULT |
|------|-------|---------------------|--------|
| 1    | 9,845 | 4/13/18 vs. Reading | W, 5-3 |
|      | 9,845 | 4/4/19 vs. Hartford | W, 1-0 |
| 2    | 9,810 | 7/4/17 vs. Erie     | W, 4-3 |
|      | 9,810 | 7/4/18 vs. Akron    | L, 8-0 |
| 3    | 9,560 | 46 times            |        |

## FLYING SQUIRRELS SELLOUTS AT THE DIAMOND

| BY YEAR |   | BY MONTH  |    |
|---------|---|-----------|----|
| 2010    | 9 | April     | 12 |
| 2011    | 6 | May       | 7  |
| 2012    | 4 | June      | 7  |
| 2013    | 6 | July      | 15 |
| 2014    | 5 | August    | 6  |
| 2015    | 7 | September | 3  |
| 2016    | 4 |           |    |
| 2017    | 4 |           |    |
| 2018    | 3 |           |    |
| 2019    | 2 |           |    |

**All-Time Record in Sellouts: 33-20 (.660)**  
*(Includes three double-headers)*



# THE DIAMOND

## STADIUM FACTS

|  |                                     |
|--|-------------------------------------|
| <b>Groundbreaking</b> .....              | September 1984                      |
| <b>Opened</b> .....                      | April 17, 1985                      |
| <b>Architect</b> .....                   | Baskerville                         |
| <b>Structural Engineer</b> .....         | Thomas A. Hanson & Associates, Inc. |
| <b>Construction</b> .....                | McDevitt & Street                   |
| <b>Current Capacity</b> .....            | 9,560                               |
| <b>Original Capacity</b> .....           | 12,134                              |
| <b>First Game</b> .....                  | April 17, 1985                      |
| <b>First Flying Squirrels Game</b> ..... | April 15, 2010                      |
| <b>Surface</b> .....                     | Bermuda/Ryegrass                    |
| <b>Dimensions</b>                        |                                     |
| <b>Left field</b> .....                  | 330 ft.                             |
| <b>Center field</b> .....                | 402 ft.                             |
| <b>Right field</b> .....                 | 330 ft.                             |
| <b>Wall Height</b> .....                 | 10 ft.                              |
| <b>Bullpens</b> .....                    | Out of play                         |



## FLYING SQUIRRELS' STADIUM IMPROVEMENTS AT THE DIAMOND

### 2010

- Installation of fold-down seating in lower bowl
- Installation of new 200 square-foot video board
- Construction of Squirrels Nest Team Store
- Installation of climate-controlled batting tunnel
- Overhaul of concession kitchen and stands
- Creation of new picnic zone (third-base side)
- Creation of new Kids Zone (first-base side)
- Removal of upper-level seating
- Creation of banner signage in upper level
- Renovation of home & visitor's clubhouses
- Construction of team weight facility
- Removal of Matrix boards & animation board
- Complete renovation of team offices
- Restructuring of ballpark's audio system
- Addition of concourse-level speaker system
- Complete renovation of all 15 stadium suites
- Refurbishing of press box

### 2011

- Refurbishing of line scoreboard
- Conversion of scoreboard to LED display
- Conversion of existing clock to LED display
- Installation of speed-of-pitch display
- Creation of upper-level party decks
- Creation of Cupid Section (first-base side)
- Installation of new batter's eye
- Installation of new field irrigation system
- Creation of new video board protective netting

### 2012

- \$100,000 field renovation by King Construction
- Flat-panel field drainage installed
- Three inches of gravel and six inches of sand root zone
- Surface laser-graded
- New sod

### 2015

- Installation of individual seats in the terrace level
- Stage constructed over front steps
- New food carts and vendors on main concourse
- Party deck created down left-field line

### 2016

- Bullpen Bar installed

### 2017

- Bullpen at the Bistro installed

### 2018

- Protective netting extended to ends of dugouts
- Padded outfield walls installed
- Enhanced lighting in parking lots
- New customer service kiosk
- New sound system installed by RTW Media

### 2019

- New \$250,000, 600 square-foot video board
- HD monitors installed throughout concourse
- Renovation of Squirrels Nest Team Store

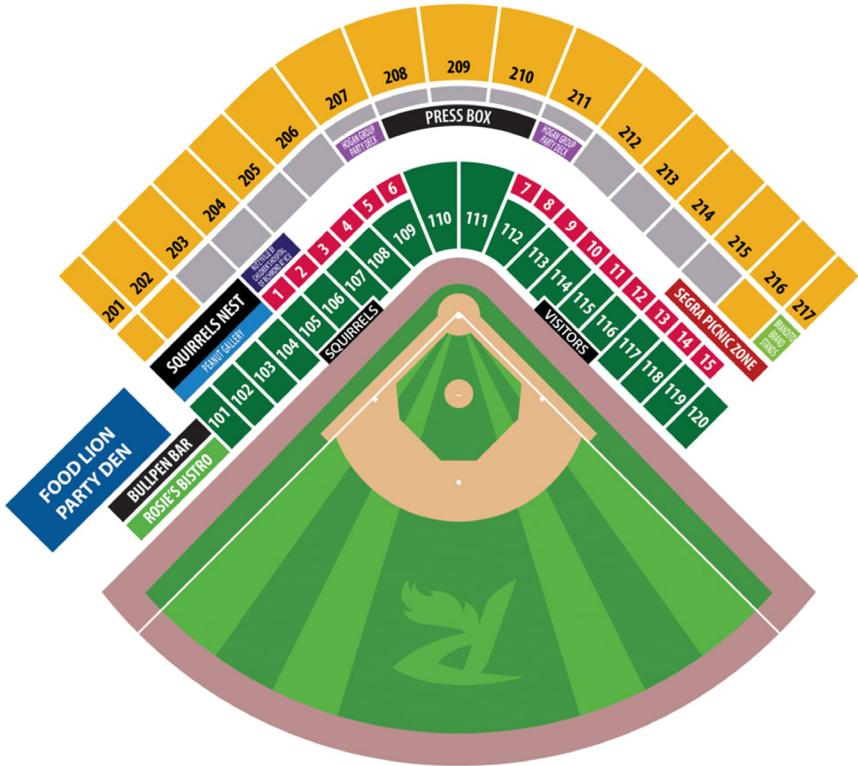
### 2020

- New outfield wall
- Outfield fences moved in
- Constructed Richmond Area Honda Dealers Funnville Family Plaza
- Infrastructure improvements

### 2021

- Renovated home and road radio booths





|   |   |   |
|---|---|---|
| <br><b>Field Level Seating</b><br>Advanced: \$12<br>Day of Game: \$14           | <br><b>Terrace Level Seating</b><br>Advanced: \$10<br>Day of Game: \$12 | <br><b>General Admission</b><br>Advanced: \$8<br>Day of Game: \$9 |
| <br><b>Peanut Gallery</b><br>Advanced: \$32 per pair<br>Advanced: \$32 per pair |   |   |

**FIELD TIMES**

|  |  |
|--|--|
| <p><b>7:05 P.M. GAMES</b></p> Home BP/Infield ..... 4-5 p.m.<br>Visitors BP/Infield ..... 5-6 p.m.<br>Grounds Crew ..... 6 p.m.                | <p><b>6:05 P.M. GAMES</b></p> Home BP/Infield ..... 3:00-4:00 p.m.<br>Visitors BP/Infield ..... 4:00-5:00 p.m.<br>Grounds Crew ..... 5:00 p.m.           |
| <p><b>6:35 P.M. GAMES</b></p> Home BP/Infield ..... 3:30-4:30 p.m.<br>Visitors BP/Infield ..... 4:30-5:30 p.m.<br>Grounds Crew ..... 5:30 p.m. | <p><b>1:05 P.M. GAMES</b></p> Home BP/Infield ..... 10:00-11:00 a.m.<br>Visitors BP/Infield ..... 11:00 a.m.-12:00 p.m.<br>Grounds Crew ..... 12:00 p.m. |

No on-field hitting for 12:05 p.m. games. When BP is canceled on the field, teams will have access to the batting cages during the normal scheduled on-field time.

**2021 GAME TIMES**

|   |  |
|---|--|
| <p><b>STANDARD GAME TIMES</b></p> Tuesday-Thursday ..... 6:35 p.m.*<br>Friday ..... 6:35 p.m.<br>Saturday ..... 6:05 p.m.<br>Sunday ..... 1:05 p.m. (through 5/6/27)<br>..... 5:05 p.m. (after 7/4)<br>* - See exceptions | <p><b>EXCEPTIONS</b></p> Wed., June 2 ..... 12:05 p.m.<br>Sun., July 4 ..... 6:05 p.m.<br>Wed., July 28 ..... 12:05 p.m. |
|---|--|





## DIRECTIONS TO THE DIAMOND

**From the North/South:** I-95, traveling north or south, Exit 78 (Arthur Ashe Boulevard-161 Exit). The Diamond is two blocks south after exiting.

**From the East/West:** I-64, traveling east or west, will merge with I-95. Use Exit 78 (Arthur Ashe Boulevard-161 Exit) off I-95. The Diamond is two blocks south after exiting.

**From Powhite Parkway:** Travel Powhite Parkway to I-195 north, take the Broad Street exit and turn left onto Roseneath Road, take the second right (Moore Street) and follow it the Boulevard (161), turn left onto the Boulevard which will take you past The Diamond.

**Take a Lyft:** Easy in and easy out with Lyft. Fans can be dropped off and picked up in the designated Ride Share lot next to the Arthur Ashe Center.

**Take the Pulse:** Enjoy Richmond's Bus Rapid Transit (BRT) along Broad Street. Pulse buses run usually every 15 minutes. A full schedule can be found [here](#)

**By Pulse Only:** Exit at either the Science Museum or Scott's Addition Pulse stations and travel north to The Diamond (approximately 1 mile walking distance).

**By Pulse + Route 20:** Exit the Pulse at either the Science Museum or Scott's Addition Pulse stations and connect with the Route 20 Orbital Northbound (bus stops are within about a block of the Pulse station on the sidewalk - the sign will display Route 20).

From the Scott's Addition Pulse station, go north on Altamont Ave, right on Marshall St. and catch the Route 20 Northbound at Bus Stop # 3681. Exit at The Diamond (Bus Stop # 291). From the Science Museum Pulse station, go south on Robinson St. and catch the Route 20 Northbound at Bus Stop # 2113. Exit at The Diamond (Bus Stop #291).

## PARKING AT THE DIAMOND

The Diamond provides a variety of easy, in-and-out parking areas for fans entering off Arthur Ashe Boulevard, Hermitage Road and Robin Hood Road. Bike racks are also available at the Squirrely Gates for fans who choose to cycle to the stadium. Additionally, those arriving via ride-share can be dropped off and picked up in the Lyft Red Lot.

Parking at The Diamond is \$5 per car. Cash Only. Please allow extra time when arriving.

**Blue Lot:** Entrance off Arthur Ashe Boulevard, under the Funnville arch. Season Memberships/Season Ticket Holders Only.

**Red Lot:** Entrance off Arthur Ashe Boulevard adjacent to Arthur Ashe Center. Designated for media, accessible parking and ride-sharing pickup and drop off.

**Yellow Lot:** Entrance off Arthur Ashe Boulevard, under Funnville arch. General parking.

**Green Lot:** Entrances off Hermitage Rd. and Robin Hood Rd. General parking.





## BROADCAST INFORMATION

### RADIO

The 2021 season of Flying Squirrels baseball can be heard locally on Sports Radio 910 The Fan, the flagship home of the Flying Squirrels since 2010.

Trey Wilson returns for his second season as "The Voice of the Flying Squirrels." He is joined by Blaine McCormick, who is in his first season in Richmond. Broadcasts begin 30 minutes before first pitch with the "Flying Squirrels Pregame Warm-Up driven by AAA," hosted by Blaine McCormick.



Along with the live broadcasts on Sports Radio 910 The Fan, all games can be streamed live on TheFanRichmond.com and on the Audacy app.

### BROADCASTERS

#### Trey Wilson (Second Season)

Trey Wilson returns for his second season in Richmond and his eighth overall on the airwaves in Minor League Baseball.

Prior to coming to Richmond, Wilson spent the previous four seasons as the Director of Communications and Broadcasting for the Altoona Curve (Double-A - Pittsburgh Pirates) from 2015-18. Wilson began his minor-league broadcasting career in 2013 with the Appalachian League's Bluefield Blue Jays (Rookie - Toronto Blue Jays) and spent 2014 with the Midwest League's Lansing Lugnuts (Single-A - Toronto Blue Jays).



He held multiple positions in the athletic department at Bluefield College from 2010-15, spending parts of six years as the school's lead broadcaster for football, basketball, baseball and volleyball while helping launch the Rams Digital Sports Network and serving as the Assistant Director of New Media & Sports Information. Wilson spent two seasons announcing men's and women's basketball games for Saint Francis University from 2016-18.

In 2011 and 2012, Wilson wrote for Fox Sports-affiliated Scout.com, covering minor league prospects in the Appalachian League. He also spent parts of two years as an intern in the sports department at WVVA, an NBC-affiliated television station, where he covered Virginia Tech, Marshall and West Virginia University among other collegiate and high school programs. Wilson has also done freelance work voicing collegiate national championship events across the United States and high school state championship events in Virginia, Maryland and Washington, D.C.

A native of Portsmouth, Va., Wilson enjoys traveling, U.S. history and playing music. He earned a bachelor's degree in communication and journalism from Bluefield College. Wilson currently resides in Goochland.

#### Blaine McCormick (First Season)

Blaine McCormick joins the Flying Squirrels for his first season in Richmond and his second broadcasting in Minor League Baseball.

McCormick spent the 2019 season as a broadcaster and media relations coordinator for the Boise Hawks (Short-season affiliate of the Colorado Rockies) in Boise, Idaho. In 2017 and 2018, McCormick was with the Bourne Braves of the Cape Cod Baseball League as a field reporter and play-by-play broadcaster. McCormick called multiple sports for BlazeRadio and Pac-12 Plus while at Arizona State University. He served as a sports reporter for Arizona PBS/Cronkite News covering Major League Baseball spring training, Arizona Diamondbacks, Arizona Coyotes, Phoenix Suns, Arizona Cardinals, Arizona State and high school sports. He also held internships at KPNX 12News (NBC affiliate in Phoenix, Ariz.) and The Arizona Republic, the state's largest newspaper.



A Grand Junction, Colo. native, McCormick enjoys exploring, golfing, studying U.S. and presidential history and watching binge-worthy TV shows on Netflix. He graduated with honors with a bachelor's degree in sports journalism and a minor in geography from the Walter Cronkite School of Journalism and Mass Communication at Arizona State University.

### FLYING SQUIRRELS ALL-TIME BROADCAST TEAMS

|      |                                     |      |                                     |
|------|-------------------------------------|------|-------------------------------------|
| 2010 | ..... Jon Laaser, Anthony Oppermann | 2016 | ..... Jay Burnham, Gregg Caserta    |
| 2011 | ..... Jon Laaser, Anthony Oppermann | 2017 | ..... Jay Burnham, Sam Ravech       |
| 2012 | ..... Jon Laaser, Anthony Oppermann | 2018 | ..... Jay Burnham, Sam Ravech       |
| 2013 | ..... Jon Laaser, Jay Burnham       | 2019 | ..... Trey Wilson, Jake Eisenberg   |
| 2014 | ..... Jon Laaser, Jay Burnham       | 2021 | ..... Trey Wilson, Blaine McCormick |
| 2015 | ..... Jon Laaser, Jay Burnham       |      |                                     |



# MEDIA INFORMATION

## FLYING SQUIRRELS MEDIA INFORMATION & GUIDELINES

**CREDENTIALS:** Anyone requesting credentials during the 2021 season will be required to read and sign Major League Baseball's 2021 Season Release of Liability before applications will be reviewed or approved. Credentialed members of the media will be required to follow all health and safety guidelines enacted at The Diamond. Credential requests can be submitted at [SquirrelsBaseball.com/Pressbox](http://SquirrelsBaseball.com/Pressbox).

**FULL-SEASON CREDENTIALS:** With limited spacing available for media due to social distancing protocols, full-season credentials will only be issued to members of the media and legitimate newsgathering organizations who cover the Flying Squirrels on a daily basis. Full-season credentials will be available for pick-up at the Flying Squirrels offices prior to Opening Day. Other members of the media and organizations can apply for single-game or daily credentials, which will be considered on a case-by-case basis.

**DAILY CREDENTIALS:** Daily or single-game credentials will be issued to individuals or organizations who do not qualify for full-season credentials, including freelance writers and weekly or monthly publications, based on availability. Daily credentials will also be issued to radio and TV stations when the need arises for extra pre- or post-game personnel and to newspaper reporters providing extra coverage, based on availability. Credential applications should be received by the Flying Squirrels Communications Department no less than 24 hours prior to the requested game. Requests can be made online through the Flying Squirrels media credential application form at [SquirrelsBaseball.com/Pressbox](http://SquirrelsBaseball.com/Pressbox). Once approved, daily credentials can be picked up at the Flying Squirrels Will Call booth located at the main entrance of the ballpark on Arthur Ashe Boulevard (TIME).

**OTHER CREDENTIALS:** The Flying Squirrels will honor credentials from the San Francisco Giants, Major League Baseball and the Baseball Writers Association of America based on availability. Any media member who intends to attend a game using these credentials should reach out to the Flying Squirrels Communications Department no less than 24 hours in advance of that game.

**VIDEO PHOTOGRAPHERS:** Photographers from television stations will be able to shoot games from the platform on the main concourse behind home plate. Spacing is limited to three video photographers per game, and priority will be given to those with full-season credentials who cover the team on a daily basis.

**STILL PHOTOGRAPHERS:** Still photographers will be able to shoot from predetermined areas arranged with the Flying Squirrels Communications Department prior to each game. Still photographers will not be permitted to enter the playing field or dugout photo areas. Photographers may move around portions of the seating bowl during games; however, they must maintain a six-foot "buffer zone" between themselves and the playing field at all times.

**PARKING:** Media members holding season credentials are permitted to park in the media parking area in the Red Lot at The Diamond. Your credential will also serve as your parking pass to gain admission to the lot.

**ENTERING THE BALLPARK:** For the 2021 season, we ask that members of the media enter the stadium through the "Staff & Media" entrance, located at the ballpark's main gates and identified by a blue sign. All approved media members will be subject to club discretion and its standards and policies that will govern entry, which are described in Minor League Baseball's 2021 Operations Manual. Clubs may begin to allow media into the ballpark no more than four hours prior to first pitch. Media must leave the ballpark no later than 90 minutes following the conclusion of postgame interviews.

**RESTRICTED AREAS:** Per MLB guidelines, approved media members will not be permitted in Restricted Areas or in close proximity to players, coaches and field staff. The Restricted Areas include clubhouses, locker rooms, playing fields, dugouts, training rooms, weight rooms, interview rooms and any route inside the ballpark/facility utilized by players, coaches and field staff.

**PLAYER AND COACH INTERVIEWS:** All manager, player and field staff personnel interviews will be conducted via Zoom video conferencing or over the phone. Media members will not have direct access to the manager, players or members of the field staff. All interview requests must be requested through the Flying Squirrels Communications Department. Off-site interviews will not be permitted. Interview requests do not guarantee availability. This policy is subject to ongoing review by Major League Baseball and its Clubs, based on the advice of medical experts and the applicable local guidance in the host city to determine when and if it would be feasible to introduce in-person, physically distanced interviews or press conferences. No one will be permitted to interview starting pitchers prior to a game on the day of their start.

**LIVE BROADCASTS AND STREAMING:** In accordance with Major League Baseball rules, unauthorized live broadcasting and streaming of in-game action via social media or any other platform is prohibited.

### RICHMOND FLYING SQUIRRELS COMMUNICATIONS DEPARTMENT

Trey Wilson  
Director of Communications & Broadcasting  
Office: 804-359-3866 x301  
Mobile: 804-543-4460  
Email: [trey.wilson@squirrelsbaseball.com](mailto:trey.wilson@squirrelsbaseball.com)

Blaine McCormick  
Communications & Broadcasting Assistant  
Office: 804-359-3866 x321  
Mobile: 970-773-0108  
Email: [blaine.mccormick@squirrelsbaseball.com](mailto:blaine.mccormick@squirrelsbaseball.com)



# 2021 SCHEDULE

## MAY

| SUN            | MON    | TUE            | WED            | THU            | FRI            | SAT            |
|----------------|--------|----------------|----------------|----------------|----------------|----------------|
|                |        |                |                |                |                | 1              |
| 2              | 3      | 4 HFD<br>6:35  | 5 HFD<br>6:35  | 6 HFD<br>6:35  | 7 HFD<br>6:35  | 8 HFD<br>6:05  |
| 9 HFD<br>1:05  | 10 OFF | 11 HBG<br>6:30 | 12 HBG<br>6:30 | 13 HBG<br>6:30 | 14 HBG<br>7:00 | 15 HBG<br>6:00 |
| 16 HBG<br>1:00 | 17 OFF | 18 BOW<br>6:35 | 19 BOW<br>6:35 | 20 BOW<br>6:35 | 21 BOW<br>6:35 | 22 BOW<br>6:05 |
| 23 BOW<br>1:05 | 24 OFF | 25 REA<br>7:05 | 26 REA<br>7:05 | 27 REA<br>7:05 | 28 REA<br>7:05 | 29 REA<br>6:45 |
| 30 REA<br>6:45 | 31 OFF |                |                |                |                |                |

## JUNE

| SUN            | MON    | TUE            | WED            | THU            | FRI            | SAT            |
|----------------|--------|----------------|----------------|----------------|----------------|----------------|
|                |        | 1 ALT<br>6:35  | 2 ALT<br>12:05 | 3 ALT<br>6:35  | 4 ALT<br>6:35  | 5 ALT<br>6:05  |
| 6 ALT<br>1:05  | 7 OFF  | 8 HBG<br>6:35  | 9 HBG<br>6:35  | 10 HBG<br>6:35 | 11 HBG<br>6:35 | 12 HBG<br>6:05 |
| 13 HBG<br>1:05 | 14 OFF | 15 SOM<br>7:05 | 16 SOM<br>7:05 | 17 SOM<br>7:05 | 18 SOM<br>7:05 | 19 SOM<br>7:05 |
| 20 SOM<br>1:05 | 21 OFF | 22 HFD<br>7:05 | 23 HFD<br>7:05 | 24 HFD<br>7:05 | 25 HFD<br>7:05 | 26 HFD<br>6:05 |
| 27 HFD<br>1:05 | 28 OFF | 29 BNG<br>6:35 | 30 BNG<br>6:35 |                |                |                |

## JULY

| SUN            | MON    | TUE            | WED             | THU            | FRI            | SAT            |
|----------------|--------|----------------|-----------------|----------------|----------------|----------------|
|                |        |                |                 | 1 BNG<br>6:35  | 2 BNG<br>6:35  | 3 BNG<br>6:05  |
| 4 BNG<br>6:05  | 5 OFF  | 6 BOW<br>6:35  | 7 BOW<br>6:35   | 8 BOW<br>6:35  | 9 BOW<br>7:05  | 10 BOW<br>6:35 |
| 11 BOW<br>1:35 | 12 OFF | 13 SOM<br>6:35 | 14 SOM<br>6:35  | 15 SOM<br>6:35 | 16 SOM<br>6:35 | 17 SOM<br>6:05 |
| 18 SOM<br>5:05 | 19 OFF | 20 AKR<br>6:35 | 21 AKR<br>12:05 | 22 AKR<br>6:35 | 23 AKR<br>7:05 | 24 AKR<br>7:05 |
| 25 AKR<br>2:05 | 26 OFF | 27 BOW<br>6:35 | 28 BOW<br>12:05 | 29 BOW<br>6:35 | 30 BOW<br>6:35 | 31 BOW<br>6:05 |

## AUGUST

| SUN            | MON    | TUE            | WED             | THU            | FRI            | SAT            |
|----------------|--------|----------------|-----------------|----------------|----------------|----------------|
| 1 BOW<br>5:05  | 2 OFF  | 3 REA<br>6:35  | 4 REA<br>6:35   | 5 REA<br>6:35  | 6 REA<br>6:35  | 7 REA<br>6:05  |
| 8 REA<br>5:05  | 9 OFF  | 10 BOW<br>6:35 | 11 BOW<br>12:05 | 12 BOW<br>6:35 | 13 BOW<br>7:05 | 14 BOW<br>6:35 |
| 15 BOW<br>1:35 | 16 OFF | 17 ERI<br>6:35 | 18 ERI<br>6:35  | 19 ERI<br>6:35 | 20 ERI<br>6:35 | 21 ERI<br>6:05 |
| 22 ERI<br>5:05 | 23 OFF | 24 ALT<br>6:00 | 25 ALT<br>6:00  | 26 ALT<br>6:00 | 27 ALT<br>6:00 | 28 ALT<br>6:00 |
| 29 ALT<br>6:00 | 30 OFF | 31 BNG<br>6:35 |                 |                |                |                |

## SEPTEMBER

| SUN            | MON    | TUE            | WED            | THU            | FRI            | SAT            |
|----------------|--------|----------------|----------------|----------------|----------------|----------------|
|                |        | 1 BNG<br>6:35  | 2 BNG<br>6:35  | 3 BNG<br>7:05  | 4 BNG<br>6:35  |                |
| 5 BNG<br>6:35  | 6 OFF  | 7 AKR<br>6:35  | 8 AKR<br>6:35  | 9 AKR<br>6:35  | 10 AKR<br>6:35 | 11 AKR<br>6:05 |
| 12 AKR<br>5:05 | 13 OFF | 14 ERI<br>6:05 | 15 ERI<br>6:05 | 16 ERI<br>6:05 | 17 ERI<br>6:05 | 18 ERI<br>4:05 |
| 19 ERI<br>1:35 | 20     | 21             | 22             | 23             | 24             | 25             |
| 26             | 27     | 28             | 29             | 30             |                |                |



### SOUTHWEST

- AKR Akron RubberDucks
- ALT Altoona Curve
- BOW Bowie Baysox
- ERI Erie SeaWolves
- HBG Harrisburg Senators
- RIC Richmond Flying Squirrels

### NORTHEAST

- BNG Binghamton Rumble Ponies
- HFD Hartford Yard Goats
- NH New Hampshire Fisher Cats
- POR Portland Sea Dogs
- REA Reading Fightin Phils
- SOM Somerset Patriots



HOME



ROAD

ORGANIZATION

2021 FLYING SQUIRRELS

HISTORY & RECORDS

DOUBLE-A NORTHEAST

GIANTS ORGANIZATION

GENERAL INFORMATION



DRIVEN BY



THE OFFICIAL PODCAST OF

**THE RICHMOND  
FLYING SQUIRRELS**

The FunnvillE NINE driven by AAA is the official podcast of the Richmond Flying Squirrels.

Hosted by Flying Squirrels play-by-play broadcaster Trey Wilson, the FunnvillE NINE takes you behind the scenes with the players, coaches and figures from around the Flying Squirrels world.



Listen on  
**Apple Podcasts**

LISTEN ON



**Spotify**

# ¡ VIVA ARDILLAS !



Available at the Squirrels Nest  
presented by Retro Brand

**OPEN YEAR-ROUND ON THE FIRST BASE SIDE OF THE DIAMOND**

[ARDILLASVOLADORAS.COM](http://ARDILLASVOLADORAS.COM)